



# Qube

---

Meet // Connect // Focus

boss





Peak AI  
Manchester - Good Yard



# Pod Collection

---

The workplace has changed and continues to evolve. Offices and commercial spaces are taking a fresh approach to the typical work environment. It is less about dividing space and more about open free-flowing interiors that are playful and collaborative, focusing on expressing a sense of character and individuality.

Pod evolution has come a long way. Originally introduced to enhance and support breakout space, pods have become rooms in their own right, creating an area where creativity and innovation occur. Having long been used as a place to hold meetings requiring privacy, pods are now being used in a very different way, helping us in the way we choose to work.

We are witnessing a new wave of modern pod that breaks away from the typical typology, helping promote a more collaborative and healthier work environment. Making happier employees with less time absent from work. With society moving away from the tradition of the personal desk, our pods provide a designated shelter for staff to physically and intentionally carry out a task that requires some 'focus' space. Improving an individual's concentration, safety and efficiency in their space.

boss



# Qube

Designed by Boss



The Qube pods are a modular high-performance acoustic room collection that create the ideal private meeting or office space. The design of the acoustic wall panels and ceiling is such that sound absorption is optimised whilst not compromising the lightweight aesthetic value.

Standard features include PIR controlled lighting and acoustic ceiling tiles for enhanced privacy with airflow options available. Qube is a cost effective meeting room for the collaborative workplace.







**Qube Solo**  
Designed by Boss



# Qube Pod Family



Qube Solo  
Focus Pod  
1440 x 1100



Qube Duo  
2/3 Person Pod  
3000 x 2000



Qube 3  
4/5 Person Pod  
3000 x 3000



Qube 4  
6/8 Person Pod  
5000 x 4000



Qube 180  
3 Person Pod  
3020 x 3090

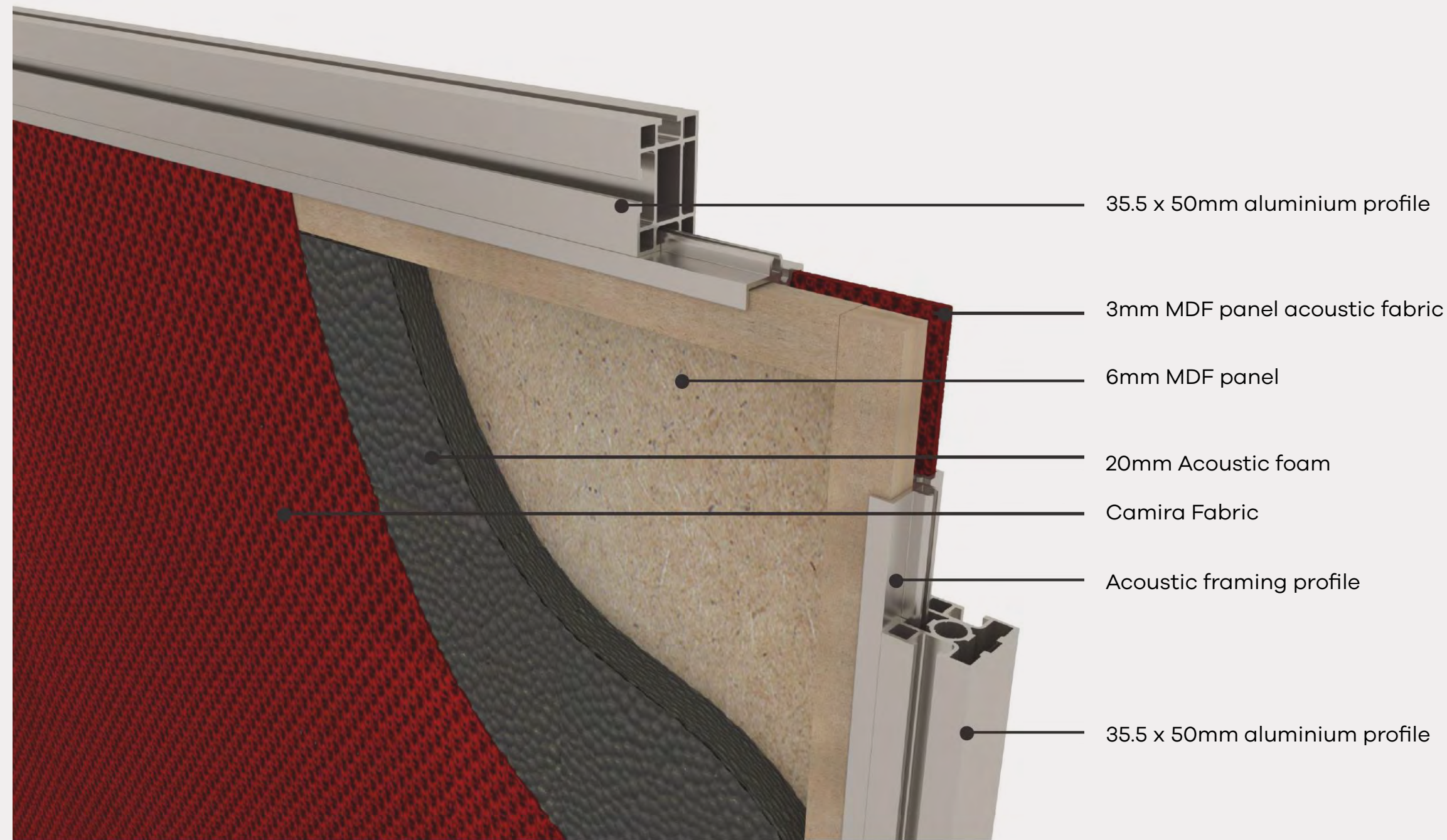


Qube 360  
4/5 Person Pod  
3020 x 3090



# Acoustic Wall Panel

## Construction



### In-situ Measurements

Rigorous acoustic tests were carried out, and measurements were obtained using a precision grade sound analyser from Norsonic Type 118 S/N: 31739; this was calibrated before and after use using a field calibrator type 1251 S/N: Nor-1251.30998.

A pink noise source was placed in the centre of the tested configuration types of the Qube Pod, and measurements were taken with a 30-second averaging time internally and at a distance of 2 & 3 metres from the pod entrance side and solid rear elevation. This is to reflect a typical workstation located close to the pod.

Table 2 Testing Results Test Number	Set Criteria	Measured Sound Insulation Measured @ 2m (Dw)	Measured Sound Insulation Measured @ 3m (Dw)
1.1 -Door Elevation	≥35dB	27dB	28dB
1.1 - Solid Side	≥35dB	33dB	34dB
1.2 A -Door Elevation	≥35dB	33dB	35dB
1.2 A - Solid Side	≥35dB	35dB	36dB
1.2 B -Door Elevation	≥35dB	30dB	31dB
1.2 B - Solid Side	≥35dB	34dB	35dB
2.1 -Door Elevation	≥35dB	30dB	-
2.1- Solid Side	≥35dB	34dB	-
2.2 -Door Elevation	≥35dB	34dB	-
2.2- Solid Side	≥35dB	35dB	-
3 -Door Elevation	≥35dB	32dB	34dB
3 - Solid Side	≥35dB	36dB	37dB
4 -Door Elevation	≥35dB	32dB	33dB
4 - Solid Side	≥35dB	36dB	37dB





# Human Centric Lighting

Simple, innovative lighting control.

With employee welfare fast becoming a greater focus within the workplace, surrounding attributes including lighting and temperature all contribute towards health and wellbeing. Lighting devoted to enhancing vision and comfort promotes an individual's happiness, mood and health.

Human Centric Lighting is the means by which the emotional wellbeing, comfort and productivity of individuals can be improved simply through the correct control of the lighting in place.

The main benefits are that it can improve concentration, safety and efficiency in workplaces or educational environments. Created by changing the colour and intensity of white light, the natural circadian rhythm of a person can be supported by using warmer (relaxing) light with lower intensity in the morning and evening, and cooler (energising) light during a typical working day.

Select the Weather (STW) lighting, which incorporates Human Centric Lighting, is the perfect accompaniment to the pod. Available within any of the pods ranges, STW is a simple yet innovative lighting solution using the latest LED control technologies and Human Centric Lighting.

With four pre-set scenes - Calm Down, Energise, Concentrate and Stay Alert - you have the ability to set the scene. Warmer white light with slightly lower intensity helps users calm down when facing high stress. Cooler white light with higher intensity helps users become more energised. For example in the early morning when facing high stress, warmer white light may be used.

boss



# Qube Pod Specifications


## Features

- Frame height 2225mm (with airflow unit 2430mm)
- Fixed LED lighting built into ceiling
- PIR motion/occupancy sensor
- 6mm glass panels on square/rectangular pods
- 5mm curved glass panels featuring DDA compliant 50mm dia manifestations
- Acoustic wall panels upholstered in Camira Lucia\*
- Sliding 10mm glass door, Pivot door 8mm glass
- Acoustic ceiling panels upholstered in Camira Nexus Chalk
- 50mm diameter DDA compliant circular manifestations on glass


## Optional extras

- Writeable Glass Panels
- Acoustic Roof Mat
- Bespoke Manifestations
- Powder Coated Frame (any RAL)
- Airflow Unit with PIR sensor
- Power and Data Panel
- Door Lock
- Hinged Glass Door


## Standard RAL Colours



9005




7016




9003


## Colour by Boss RAL




040 5050




070 7080




240 20 22



060 60 05



220 7010



130 3020



# PodFamily

Meet // Connect // Focus



## Infinity

Pod Collection

A refined glass to glass architectural space perfect for statement spaces with connectivity for the modern office.



## Aspect

Pod Collection


Loop structure with glass front and rear to create unique spaces to connect and focus.



## Qube

Pod Collection

A versatile architectural space designed for flexibility.



## Telephone

Private Pods

Private pods for quiet moments.



[www.bossdesign.com](http://www.bossdesign.com)

boss