

# ECLIPSE

MODERN MESH BACK CHAIR

**PLEDGE**



## ECLIPSE: MODERN MESH BACK CHAIR

---

Eclipse is a modern mesh back chair featuring beautiful design lines from its structural back plastic surround. Adjustments come from a synchronised seat and back tilt, seat height adjustment and body weight tensioner.

An integral sliding lumbar support is standard whilst height adjustable arms can also be specified for increased user comfort.

# ECLIPSE

---

## MATERIALS

### BASE & CASTORS

670 mm diameter five star glass filled nylon base  
65 mm twin wheel polyamide castors  
Load capacity 50 kgs per castor (total 250 kgs)

### GAS LIFT

Black outer support cylinder with 120 mm of adjustment  
Suitable for users up to 150 kgs

### STANDARD MECHANISM

Synchronised mechanism and backrest lockable in multi positions with safety (anti-lock) release system, 6° Seat adjustment, 20° Back adjustment  
Adjustable lumbar support

### TASK SEAT

Upholstered seat pad, Combustion Modified High Resilience (CMHR) foam with polypropylene under seat

### TASK MESH BACK

Black double mesh membrane  
Mesh composition 100% polyester

### TASK ARMS

Height adjustable arms

### VISITOR FRAME

Four leg frame

### VISITOR SEAT

Upholstered seat pad, Combustion Modified High Resilience (CMHR) foam with polypropylene under seat

### VISITOR MESH BACK

Black double mesh membrane  
Mesh composition 100% polyester

### VISITOR ARMS

Fixed arms

## POLICY

Pledge manufacture in the United Kingdom and are a true manufacturer producing wooden, steel and upholstered products at our site in Leighton Buzzard.

We are committed to the efficient use of energy and continually review our processes to reduce environmental impact seeking to utilise technologies which minimise energy and material consumption in our products and services.

## CERTIFICATION

Pledge is ISO9001 & ISO14001 certified, guaranteeing quality and environmental management standards are met.

Furniture Industry Sustainability Programme (FISP)

Furniture Industry Research Association (FIRA)

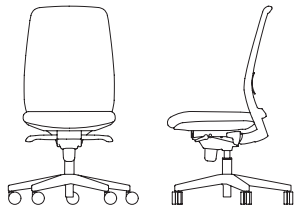
## OPERATION

Pledge offers a 5-year warranty on structural components. Fabrics are covered by the manufacturers' guarantee.

These terms apply to Pledge Seating used only in general office environments during normal working hours and subject to fair wear and tear. Terms for seating used 24/7 application are available on request.

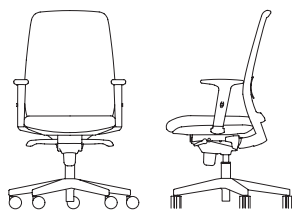
Our full terms concerning warranties can be found in our Seating Price Guide under terms and conditions section 9.

# ECLIPSE



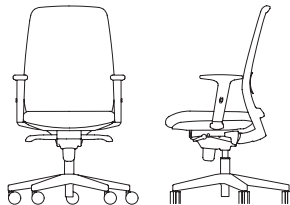
## ECL01B | Black Task Chair No Arms.

Back Height	570 mm
Seat Height	450-570 mm
Seat Depth	450 mm
Overall Depth	540 mm
Overall Width	500 mm
Back Width	460 mm
Arm Height	- mm
Weight	12.8 kg



## ECL02W | White Task Chair Adj. Arms.

Back Height	570 mm
Seat Height	450-570 mm
Seat Depth	450 mm
Overall Depth	540 mm
Overall Width	620 mm
Back Width	460 mm
Arm Height	190-280 mm
Weight	14.2 kg



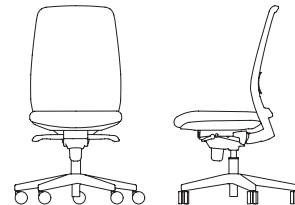
## ECL02B | Black Task Chair Adj. Arms.

Back Height	570 mm
Seat Height	450-570 mm
Seat Depth	450 mm
Overall Depth	540 mm
Overall Width	620 mm
Back Width	460 mm
Arm Height	190-280 mm
Weight	14.2 kg




## ECL21B | Black Visitor Chair No Arms.

Back Height	440 mm
Seat Height	460 mm
Seat Depth	470 mm
Overall Depth	590 mm
Overall Width	500 mm
Back Width	480 mm
Arm Height	- mm
Weight	7.8 kg



## ECL01W | White Task Chair No Arms.

Back Height	570 mm
Seat Height	450-570 mm
Seat Depth	450 mm
Overall Depth	540 mm
Overall Width	500 mm
Back Width	460 mm
Arm Height	- mm
Weight	12.8 kg



## ECL22B | Black Visitor Chair Fixed Arms.

Back Height	440 mm
Seat Height	460 mm
Seat Depth	470 mm
Overall Depth	590 mm
Overall Width	600 mm
Back Width	480 mm
Arm Height	630 mm
Weight	9 kg


# ECLIPSE

---


## METAL FRAME FINISH



Silver Painted (P)



Polished Base (C)



Black (B) - Standard Visitor



Chrome (C) - Visitor Chair

## OPTIONS

Fold Away Height Adjustable Arms (FA) - ECL01B/W ONLY

Seat Slide (SS)

## NOTES

N/A

## ENVIRONMENTAL

Recycled Content: 35% (estimated)

Recyclable Content: 98%

Plastic components >25g are labelled in accordance with ISO 11469.

## HQ

Pledge Chairs Ltd.  
Mill Road  
Leighton Buzzard  
Bedfordshire  
LU7 1BA  
+44 (0)1525 376181  
sales@pledgechairs.co.uk

## SHOWROOM

First Floor  
21-22 Great Sutton Street  
Clerkenwell  
London  
EC1V 0DY  
+44 (0)20 7253 7277  
showroom@pledgechairs.co.uk

[www.pledgechairs.co.uk](http://www.pledgechairs.co.uk)