



PRICE LIST R S P

 METALICON®

formetiq®

narbutas



WORKSPACE

How to use our price list

PRICE BANDS: At the start of each product range you'll find a grey *Materials* box outlining the available finishes, and the price bands they fall into. Most product ranges are split into two or more price groups marked *G1*, *G2*, etc. You'll find a short breakdown of each price group in a grey box at the start of each section.

TECHNICAL INFO

TECHNICAL: Click the *Technical Info* button to download range information, specification, images and CAD from our Dealer Resources.

NAVIGATION: Click the titles below to jump to the product range. Click any page number to return here.

DESKS	6	TABLES	132
Air Desks	62	Air Meeting Tables	168
Alto Standing Desks + Benches	20	Amber Coffee Tables	170
Motion Standing Desks + Benches	74	Forum Meeting Tables	164
My Space Modular Workstations	308	Light High Tables	178
Nova Desking	26	Media Walls	180
Nova Wood Desking	38	Mobi Occasional Table	172
Optima Desks	68	Nova Meeting Tables	142
Round Desking + Storage	44	Nova Wood Meeting + Multipurpose Tables	148
NEW SYSTM Desking + Storage + Screens	8	Optima Meeting Tables	158
RECEPTION	82	Opto Conference Tables	138
Cosy Reception Desk	98	Parthos Acoustic Meeting Tables	182
Domino Reception Desks	84	NEW SYSTM Meeting Tables	134
Ice Reception Desks	96	T-Easy Meeting Tables	162
Nova Reception Panels	100	ZooZoo Coffee Tables + Poufs	174
Tera Reception Desks	90	STORAGE	188
EXECUTIVE	104	Boxi Towers	206
Arqus Executive Desks + Storage	106	Choice Lockers	246
Motion Executive Desks + Pedestals	126	Choice Storage	224
Move & Lead Executive Desks + Storage	112	Combus Modular Zoning Shelving	262
Plana Executive Desks + Storage	116	Cube Steel Mobile Pedestals	190
		Nova Pedestals + Cupboards + Lockers	192
		Optima Pedestals + Filing Cabinets	200
		Uni + Uni Plus Storage	212

SCREENS + PANELS **284**

Acoustic Artwork Panels + Clouds + Tiles	320
Free Standing Acoustic Screens	316
NEW Formetiq® Fabric Desktop Screens	286
Modus + Modus Light Acoustic Panels	330
My Space Modular Fabric Screens	306
Narbutas Fabric + Plexiglas® Desktop Screens	298
Parthos Acoustic Columns	326
Round PET Felt Screens	294

WORKPODS + BOOTHS **334**

Arcipelago Wood	364
Jazz Box	360
Silent Room	336

SEATING **366**

Arcipelago Modular Soft Seating	520
Cannie Stools	492
Eva 2 Task + Meeting Chairs	424
Gama Conference Meeting Chairs	458
Giro Poufs	508
NEW Havana Fully Upholstered Lounge Chairs	400
NEW Havana Meeting + Lounge Chairs	390
Jazz Chill Out Modular Soft Seating	502
Madrid Meeting Chairs	404
Modena Task Chairs	376
Monza Task + Executive Chairs	368
Moon Task + Meeting Chairs	452
North Cape Task + Executive + Meeting Chairs	446
Oslo Meeting Chairs	422
Palermo Meeting Chairs	414
Prague Meeting Chairs	410

Pixel Lounge Chairs + Sofas	490
Seattle Meeting Chairs	420
Soft Rock Modular Soft Seating	496
Tula Lounge Chairs	484
Twist & Sit Meeting + Lounge Chairs	466
Twist & Sit Soft Lounge Chairs + Sofas	476
Vegas Lounge Chairs	488
Veneto Task + Executive Chairs	386
Verona Task Chair	382
Wait Conference Chairs + Stools	462
Wind Task + Meeting Chairs	430
Wobby Task Stool	494

ACCESSORIES **522**

Cable Management	546
Coat Racks	552
CPU Holders / Desk Mounts	544
Metal Under-desk Drawers	553
Monitor Arms	524
Power Modules / Supplies	530

FINISHES + FABRICS **554**

INTRODUCTION

Experience the difference **Intelligent Workspaces**

We are a refreshing and innovative office furniture company based in Norwich and covering all of East Anglia, the Midlands and Home Counties. We are a cheerful and passionate team whose main aim is to create a healthy, happy and affordable working environment for our customers with the minimum fuss.

Our mission is to make your life as easy as possible, both in designing your workspace and choosing your furniture and enjoying the results afterwards.

narbutas

Narbutas design and manufacture modern, durable and functional furniture from their 36,600m² factory headquarters in Lithuania.

Their team of over 700 staff perform woodworks, engineer and paint metal constructions and machine fabric to produce upholstered furniture components.

We provide initial designs and concepts, detailed quotations and plans, an easy ordering process, order confirmations to avoid mistakes and finally, swift delivery and installation leaving your new workspace clean, tidy and ready to enjoy.

Did we say finally? Actually we never finish supporting you - we are there as long as you need us. Most of our customers have used us for many years and know they can always count on our helpful support - try it for yourself!



formetiq®

The innovative range of contemporary furniture is designed to efficiently enable modern working environment and practice.

Everything Formetiq® create aligns with their three core beliefs: it must look beautiful (form), work well for you (function) and be made in the most resource-effective manner (intelligent design). Redefine work as a place that feels right. Choosing furniture for the workplace should be a pleasure not a chore. Days spent in a well-designed workspace will be a pleasure too and an improved working environment invariably brings increased productivity.

MH METALICON®

The ever growing range of ergonomic office furniture accessories.

Intelligently designed by their team of experts, the Metalicon® range was launched back in 2013 in response to a growing need for robust but refined accessories to support the office furniture market. They now supply our patented Metalicon® products to customers worldwide.

The Metalicon range includes pole and gas-lift monitor arms, CPU holders, sit/stand desk mats, vertical cable managers and power modules.



Reassuring quality

As well as being fantastic value for money all Narbutas, Formetiq® and Metalicon® products conform to relevant European or British manufacturing standards.

Guaranteed results

We offer a minimum 5 year guarantee on all our non-electrical products, including sit/stand desks, and 1 year guarantee on all our electrical products.

Looking after our planet

All our timber products are Rainforest Alliance, FSC or similarly accredited.

Since 2018 Metalicon have been focused on eliminating plastic from their product packaging. The majority of Metalicon® packaging is already made using recycled paper-based materials which can also be recycled again and their aim is to have all their packaging completely plastic free by 2023. Look out for the Ocean Friendly logo on Metalicon® product packaging.



OUR SERVICES

Workspace Consultancy

Growing numbers of businesses are investing significant resources into space planning and workspace design. An intelligent workspace produces many positive results.

Successful space planning is born from an acute understanding of individual client requirements, not only in the present, but also in the future. That's why every single project brief is subjected to our tried and tested methods:

- Site survey
- Office space planning
- Method statement and programme of works

This fact-finding process gives the iQ Workspace team the tools needed to excite, inspire and impress our clients with a proposal that is sympathetic to the boundaries of the building but provides the needed injection of creativity and positivity craved by so many when embarking on a new office fit out.

Workspace Design

Furnishing a workspace or office is a big decision for any business as it carries with it not only financial investment, but often a change in direction in terms of aesthetics and environment.

Get it right, and your workforce becomes engaged, enthused and loyal. Get it wrong, and the disruption could prove costly. That's why we've developed a proven, structured approach to all our workspace design projects

Workspace Installation

At the time of installation, the team reviews all on-site project specifics including health and safety.

They'll locate unloading and staging areas and established the most efficient route to site. Our products are shipped and installed in a pre-planned sequence, allowing external contractors to complete their tasks alongside out installation teams.

Our workspace installation service includes:

- Site survey
- Office space planning
- Method statement and programme of works
- Clean down of workspace post installation
- Removal of packaging materials for recycling
- Full site check with customer ready for sign-off

Desks

Bench desking

Cantilever desks

Panel desks

Standing desks



SYSTM NEW

Modular bench desking + storage + screens

TECHNICAL INFO



SYSTM is a completely integrated office furniture range with matching desking, tables, storage and planters. The major thing that sets it apart is the level of detail our designers have gone to.

Every element has every choice of size and finish you need and absolutely everything combines seamlessly. SYSTM is astonishingly easy to build or dismantle and it looks right every time.

SYSTM offers 12 MFC finish options in one price band across the range. Plywood effect edging is available

on coloured desktops and contrasting edge banding available across all finishes, all at no extra cost.

Cable management trays hook onto the back-to-back bench desk frames and hinge down for easy access making installation quicker and reconfiguration simpler.

Desk height storage is designed to fit every desk depth with mix and match finishes on carcass and doors.

SYSTM double-sided fabric screens, upholstered by our in-house team are available to fit every desktop width and depth.

Materials

Formetiq® MFC desktops

- White (KW)
- Black (BC)
- Stone Grey (SG)
- Graphite Grey (GG)
- Clay Grey (CG)
- Anthracite Grey (GA)
- Urban Oak (AO)
- Sand Oak (SO)
- Craft Oak (CO)
- Walnut (SW)
- Maple (MP)
- Concrete (CF)
- White with ply edge (KWP)
- Black with ply edge (BCP)
- Stone Grey with ply edge (SGP)
- Graphite Grey with ply edge (GGP)
- Clay Grey with ply edge (CGP)
- Anthracite Grey with ply edge (GAP)

Frame Metal

- Black (BK)
- White (WH)
- Grey (SV)

Band A Handles

- Square Block Handle:
- Black (BBK)
 - White (BWH)
 - Polished Chrome (BPC)
 - Brushed Nickel (BBN)
 - Brushed Gold (BBG)
- T-Bar Handle:
- Black (TBK)
 - White (TWH)
 - Polished Chrome (TPC)
 - Brushed Nickel (TBN)
 - Brushed Gold (TBG)

Slimline Handle:


- Polished Chrome (SPC)
- Brushed Nickel (SBN)



Band B Handles

- Solid Oak Handle (WSO)
- Veneered Plywood Handle:
- Pale Oak (WPP)
 - Warm Oak (WOP)
 - Walnut (WWP)
- Real Leather Handle:
- Grey with Silver fixings (LGS)
 - Black with Black fixings (LBB)
 - Taupe with Silver fixings (LTS)
 - Chestnut with Gold fixings (LCG)





We can add any edge banding finish to desktops, just ask for more information.






	CODE	DESCRIPTION	WIDTH	DEPTH	HEIGHT	RSP (£)	
	DSD-100-60-N	Single desk with straight back	1000	600	740	435	
	DSD-100-70-N		1000	700	740	479	
	DSD-100-80-N		1000	800	740	491	
	DSD-120-60-N		1200	600	740	453	
	DSD-120-70-N		1200	700	740	507	
	DSD-120-80-N		1200	800	740	514	
	DSD-140-60-N		1400	600	740	487	
	DSD-140-70-N		1400	700	740	543	
	DSD-140-80-N		1400	800	740	551	
	DSD-160-60-N		1600	600	740	510	
	DSD-160-70-N		1600	700	740	567	
	DSD-160-80-N		1600	800	740	570	
	DSD-180-60-N		1800	600	740	534	
	DSD-180-70-N		1800	700	740	592	
	DSD-180-80-N		1800	800	740	601	
	DSD-200-60-N		2000	600	740	556	
	DSD-200-70-N		2000	700	740	614	
	DSD-200-80-N		2000	800	740	630	
		DSE-100-60-N	Single desk in-line extension with straight back	1000	600	740	373
		DSE-100-70-N		1000	700	740	394
DSE-100-80-N			1000	800	740	413	
DSE-120-60-N			1200	600	740	391	
DSE-120-70-N			1200	700	740	422	
DSE-120-80-N			1200	800	740	436	
DSE-140-60-N			1400	600	740	425	
DSE-140-70-N			1400	700	740	458	
DSE-140-80-N			1400	800	740	473	
DSE-160-60-N			1600	600	740	448	
DSE-160-70-N			1600	700	740	482	
DSE-160-80-N			1600	800	740	492	
DSE-180-60-N			1800	600	740	472	
DSE-180-70-N			1800	700	740	507	
DSE-180-80-N			1800	800	740	523	
DSE-200-60-N			2000	600	740	494	
DSE-200-70-N			2000	700	740	529	
DSE-200-80-N			2000	800	740	552	







	CODE	DESCRIPTION	WIDTH	DEPTH	HEIGHT	RSP (£)	
	DSD-100-60-S	Single desk with scoop back	1000	600	740	453	
	DSD-100-70-S		1000	700	740	496	
	DSD-100-80-S		1000	800	740	508	
	DSD-120-60-S		1200	600	740	469	
	DSD-120-70-S		1200	700	740	536	
	DSD-120-80-S		1200	800	740	532	
	DSD-140-60-S		1400	600	740	527	
	DSD-140-70-S		1400	700	740	561	
	DSD-140-80-S		1400	800	740	568	
	DSD-160-60-S		1600	600	740	539	
	DSD-160-70-S		1600	700	740	584	
	DSD-160-80-S		1600	800	740	593	
	DSD-180-60-S		1800	600	740	563	
	DSD-180-70-S		1800	700	740	615	
	DSD-180-80-S		1800	800	740	624	
	DSD-200-60-S		2000	600	740	567	
	DSD-200-70-S		2000	700	740	643	
	DSD-200-80-S		2000	800	740	682	
		DSE-100-60-S	Single desk in-line extension with scoop back	1000	600	740	391
		DSE-100-70-S		1000	700	740	411
DSE-100-80-S			1000	800	740	430	
DSE-120-60-S			1200	600	740	407	
DSE-120-70-S			1200	700	740	451	
DSE-120-80-S			1200	800	740	454	
DSE-140-60-S			1400	600	740	465	
DSE-140-70-S			1400	700	740	476	
DSE-140-80-S			1400	800	740	490	
DSE-160-60-S			1600	600	740	477	
DSE-160-70-S			1600	700	740	499	
DSE-160-80-S			1600	800	740	515	
DSE-180-60-S			1800	600	740	501	
DSE-180-70-S			1800	700	740	530	
DSE-180-80-S			1800	800	740	546	
DSE-200-60-S			2000	600	740	505	
DSE-200-70-S			2000	700	740	558	
DSE-200-80-S			2000	800	740	604	





	CODE	DESCRIPTION	WIDTH	DEPTH	HEIGHT	RSP (£)
	DMP-100	Modesty panel for W1000mm desk	897	25	300	62
	DMP-120	Modesty panel for W1200mm desk	1097	25	300	68
	DMP-140	Modesty panel for W1400mm desk	1297	25	300	79
	DMP-160	Modesty panel for W1600mm desk	1497	25	300	89
	DMP-180	Modesty panel for W1800mm desk	1697	25	300	97
	DMP-200	Modesty panel for W2000mm desk	1897	25	300	105
	DSCT-060	Desktop fix cable tray for W1000 single desk	600	100	125	80
	DSCT-100	Desktop fix cable tray for W1200 / 1400 single desk	1000	100	125	100
	DSCT-140	Desktop fix cable tray for W1600 / 1800 / 2000 single desk	1400	100	125	120
	DMCT-060	Panel fix cable tray for W1000 single desk	600	100	125	75
	DMCT-100	Panel fix cable tray for W1200 / 1400 single desk	1000	100	125	85
	DMCT-140	Panel fix cable tray for W1600 / 1800 / 2000 single desk	1400	100	125	100







	CODE	DESCRIPTION	WIDTH	DEPTH	HEIGHT	RSP (£)
	DBD-100-60-N	Back-to-back bench desk with straight back	1000	1250	740	697
	DBD-100-70-N		1000	1450	740	731
	DBD-100-80-N		1000	1650	740	775
	DBD-120-60-N		1200	1250	740	733
	DBD-120-70-N		1200	1450	740	787
	DBD-120-80-N		1200	1650	740	821
	DBD-140-60-N	Back-to-back bench desk extension with straight back	1400	1250	740	801
	DBD-140-70-N		1400	1450	740	859
	DBD-140-80-N		1400	1650	740	895
	DBD-160-60-N		1600	1250	740	847
	DBD-160-70-N		1600	1450	740	907
	DBD-160-80-N		1600	1650	740	933
	DBD-180-60-N		1800	1250	740	895
	DBD-180-70-N		1800	1450	740	957
	DBD-180-80-N		1800	1650	740	995
	DBD-200-60-N		2000	1250	740	939
	DBD-200-70-N		2000	1450	740	1001
	DBD-200-80-N		2000	1650	740	1053
	DBE-100-60-N	Back-to-back bench desk extension with straight back	1000	1250	740	640
	DBE-100-70-N		1000	1450	740	678
	DBE-100-80-N		1000	1650	740	678
	DBE-120-60-N		1200	1250	740	726
	DBE-120-70-N		1200	1450	740	676
	DBE-120-80-N		1200	1650	740	734
	DBE-140-60-N	Back-to-back bench desk extension with straight back	1400	1250	740	772
	DBE-140-70-N		1400	1450	740	744
	DBE-140-80-N		1400	1650	740	806
	DBE-160-60-N		1600	1250	740	846
	DBE-160-70-N		1600	1450	740	790
	DBE-160-80-N		1600	1650	740	854
	DBE-180-60-N		1800	1250	740	884
	DBE-180-70-N		1800	1450	740	838
	DBE-180-80-N		1800	1650	740	904
	DBE-200-60-N		2000	1250	740	946
	DBE-200-70-N		2000	1450	740	882
	DBE-200-80-N		2000	1650	740	948



	CODE	DESCRIPTION	WIDTH	DEPTH	HEIGHT	RSP (£)	
	DBD-100-60-S	Back-to-back bench desk with scoop back	1000	1250	740	733	
	DBD-100-70-S		1000	1450	740	765	
	DBD-100-80-S		1000	1650	740	809	
	DBD-120-60-S		1200	1250	740	765	
	DBD-120-70-S		1200	1450	740	845	
	DBD-120-80-S		1200	1650	740	857	
	DBD-140-60-S		1400	1250	740	881	
	DBD-140-70-S		1400	1450	740	895	
	DBD-140-80-S		1400	1650	740	929	
	DBD-160-60-S		1600	1250	740	905	
	DBD-160-70-S		1600	1450	740	941	
	DBD-160-80-S		1600	1650	740	979	
	DBD-180-60-S		1800	1250	740	953	
	DBD-180-70-S		1800	1450	740	1003	
	DBD-180-80-S		1800	1650	740	1041	
	DBD-200-60-S		2000	1250	740	961	
	DBD-200-70-S		2000	1450	740	1059	
	DBD-200-80-S		2000	1650	740	1157	
		DBE-100-60-S	Back-to-back bench desk extension with scoop back	1000	1250	740	676
		DBE-100-70-S		1000	1450	740	712
DBE-100-80-S			1000	1650	740	760	
DBE-120-60-S			1200	1250	740	708	
DBE-120-70-S			1200	1450	740	792	
DBE-120-80-S			1200	1650	740	808	
DBE-140-60-S			1400	1250	740	824	
DBE-140-70-S			1400	1450	740	842	
DBE-140-80-S			1400	1650	740	880	
DBE-160-60-S			1600	1250	740	848	
DBE-160-70-S			1600	1450	740	888	
DBE-160-80-S			1600	1650	740	930	
DBE-180-60-S			1800	1250	740	896	
DBE-180-70-S			1800	1450	740	950	
DBE-180-80-S			1800	1650	740	992	
DBE-200-60-S			2000	1250	740	904	
DBE-200-70-S			2000	1450	740	1006	
DBE-200-80-S			2000	1650	740	1006	



	CODE	DESCRIPTION	WIDTH	DEPTH	HEIGHT	RSP (£)
	DED-125-60-N	Desk for D1250 back-to-back bench end with straight back	1250	600	740	464
	DED-145-70-N	Desk for D1450 back-to-back bench end with straight back	1450	700	740	539
	DED-165-80-N	Desk for D1650 back-to-back bench end with straight back	1650	800	740	600
	DED-125-60-S	Desk for D1250 back-to-back bench end with scoop back	1250	600	740	477
	DED-145-70-S	Desk for D1450 back-to-back bench end with scoop back	1450	700	740	542
	DED-165-80-S	Desk for D1650 back-to-back bench end with scoop back	1650	800	740	609
	DBCT-060	Shared cable tray for W1000 back-to-back bench desks	600	443	120	101
	DBCT-100	Shared cable tray for W1200 / 1400 back-to-back bench desks	1000	443	120	129
	DBCT-140	Shared cable tray for W1600 / 1800 / 2000 back-to-back bench desks	1400	443	120	165
	SHK-S	Short hook for bags / accessories	-	-	-	19
	SHK-L	Long hooks for bags / accessories	-	-	-	24





Hooks for bags and accessories









Cable trays hook onto frame and hinge down for easy access







End of bench desk option

	CODE	DESCRIPTION	WIDTH	DEPTH	HEIGHT	RSP (£)
	SBC-060-2	Desk height bookcase, 2 levels	600	400	740	200
	SBC-070-2		700	400	740	217
	SBC-080-2		800	400	740	231
	SBC-125-2	Desk height bookcase, 2 levels	1250	400	740	350
	SBC-145-2		1450	400	740	383
	SBC-165-2		1650	400	740	416

G1: Band A Handles G2: Band B Handles

	CODE	DESCRIPTION	WIDTH	DEPTH	HEIGHT	G1 (£)	G2 (£)
	SCH-060-2	Desk height cupboard, 2 levels, with square bar handles	600	400	740	275	326
	SCH-070-2		700	400	740	291	342
	SCH-080-2		800	400	740	313	364
	SCH-125-2	Desk height cupboard, 2 levels, with square bar handles	1250	400	740	586	688
	SCH-145-2		1450	400	740	618	720
	SCH-165-2		1650	400	740	662	764
	SCB-060-2	Lockable desk height cupboard, 2 levels, with square bar handles	600	400	740	340	391
	SCB-070-2		700	400	740	355	406
	SCB-080-2		800	400	740	377	428
	SCB-125-2	Lockable desk height cupboard, 2 levels, with square bar handles	1250	400	740	716	818
	SCB-145-2		1450	400	740	746	848
	SCB-165-2		1650	400	740	790	892
	SSH-125-2	Desk height cupboard with sliding doors, 2 levels, with square bar handles	1250	400	740	526	577
	SSH-145-2		1450	400	740	560	611
	SSH-165-2		1650	400	740	608	659
	SSB-125-2	Lockable desk height cupboard with sliding doors, 2 levels, with square bar handles	1250	400	740	563	614
	SSB-145-2		1450	400	740	597	648
	SSB-165-2		1650	400	740	645	696

	CODE	DESCRIPTION	WIDTH	DEPTH	HEIGHT	RSP (£)
	SPL-060	Planter box with robust waterproof fibreglass liner	600	400	200	307
	SPL-070		700	400	200	331
	SPL-080		800	400	200	338
	SPL-125	Planter box with robust waterproof fibreglass liners	1250	400	200	593
	SPL-145		1450	400	200	638
	SPL-165		1650	400	200	671
	SPN-060	Planter box only	600	400	200	114
	SPN-070		700	400	200	123
	SPN-080		800	400	200	130
	SPN-125		1250	400	200	199
	SPN-145		1450	400	200	214
	SPN-165		1650	400	200	221



G1 - Band A Screen Fabrics

Camira Cara
Camira Carlow
Camira Era 170

G2 - Band B Screen Fabrics



Camira Era
Camira Gravity
Camira Lucia
Camira Sonus
Gabriel Hush
Gabriel Tonal 170
Gabriel Just 170
Gabriel Mica 170




G3 - Band C Screen Fabrics

Camira Blazer Lite
Camira Lucia CS
Camira Quest
Camira RePlay
Camira Urban
Camira X2
Gabriel Cura Screen
Gabriel Event Screen+
Gabriel Renewed Loop Screen
Gabriel Step Screen
Gabriel Step Melange Screen
Gabriel Twist
Gabriel Twist Melange

G4 - Band D Screen Fabrics

Camira Blazer
Camira Main Line Flax
Camira Main Line Twist
Camira Nexus
Camira Penta
Camira Synergy 170
Gabriel Atlantic Screen

	CODE	DESCRIPTION	WIDTH	DEPTH	HEIGHT	G1 (£)	G2 (£)	G3 (£)	G4 (£)	
	SSS-10-04	SYSTM spine screen with brackets for single desk	1000	43	400 (375)	225	247	290	333	
	SSS-12-04		1200	43	400 (375)	241	267	318	370	
	SSS-14-04		1400	43	400 (375)	255	284	341	399	
	SSS-16-04		1600	43	400 (375)	273	306	372	438	
	SSS-18-04		1800	43	400 (375)	289	326	401	476	
	SSS-20-04		2000	43	400 (375)	309	349	429	510	
	SSS-10-05		1000	43	500 (475)	259	291	354	417	
	SSS-12-05		1200	43	500 (475)	272	307	376	445	
	SSS-14-05		1400	43	500 (475)	277	312	381	450	
	SSS-16-05		1600	43	500 (475)	296	330	399	468	
	SSS-18-05		1800	43	500 (475)	347	401	510	620	
	SSS-20-05		2000	43	500 (475)	368	429	549	670	
	SSS-10-06		1000	43	600 (575)	264	295	358	422	
	SSS-12-06		1200	43	600 (575)	286	323	398	473	
	SSS-14-06		1400	43	600 (575)	300	340	420	501	
	SSS-16-06		1600	43	600 (575)	313	353	434	514	
	SSS-18-06		1800	43	600 (575)	352	407	516	625	
	SSS-20-06		2000	43	600 (575)	375	435	556	676	
		SSD-10-04	SYSTM spine screen with brackets for back-to-back bench desks	1000	43	400 (375)	221	243	286	329
		SSD-12-04		1200	43	400 (375)	237	263	314	366
SSD-14-04			1400	43	400 (375)	251	280	337	395	
SSD-16-04			1600	43	400 (375)	269	302	368	434	
SSD-18-04			1800	43	400 (375)	285	322	397	472	
SSD-20-04			2000	43	400 (375)	305	345	425	506	

	CODE	DESCRIPTION	WIDTH	DEPTH	HEIGHT	G1 (£)	G2 (£)	G3 (£)	G4 (£)
	SSD-10-05	SYSTM spine screen with brackets for back-to-back bench desks	1000	43	500 (475)	255	287	350	413
	SSD-12-05		1200	43	500 (475)	268	303	372	441
	SSD-14-05		1400	43	500 (475)	273	308	377	446
	SSD-16-05		1600	43	500 (475)	292	326	395	464
	SSD-18-05		1800	43	500 (475)	343	397	506	616
	SSD-20-05		2000	43	500 (475)	364	425	545	666
	SSD-10-06		1000	43	600 (575)	260	291	354	418
	SSD-12-06		1200	43	600 (575)	282	319	394	469
	SSD-14-06		1400	43	600 (575)	296	336	416	497
	SSD-16-06		1600	43	600 (575)	309	349	430	510
	SSD-18-06		1800	43	600 (575)	348	403	512	621
	SSD-20-06		2000	43	600 (575)	371	431	552	672
	SRC-06-04	SYSTM centre return screen with brackets	600	43	372 (375)	200	214	243	271
	SRC-07-04		700	43	372 (375)	203	217	246	275
	SRC-08-04		800	43	372 (375)	215	234	272	309
	SRC-06-05		600	43	472 (475)	209	226	261	295
	SRC-07-05		700	43	472 (475)	212	229	263	298
	SRC-08-05		800	43	472 (475)	241	267	318	370
	SRC-06-06		600	43	572 (575)	221	241	281	321
	SRC-07-06		700	43	572 (575)	218	235	269	304
	SRC-08-06		800	43	572 (575)	244	270	322	374
	SRE-06-04	SYSTM end return screen with L/H and R/H brackets	600	43	372 (375)	198	212	241	269
	SRE-07-04		700	43	372 (375)	201	215	244	273
	SRE-08-04		800	43	372 (375)	213	232	270	307
	SRE-06-05		600	43	472 (475)	207	224	259	293
	SRE-07-05		700	43	472 (475)	210	227	261	296
	SRE-08-05		800	43	472 (475)	239	265	316	368
	SRE-06-06		600	43	572 (575)	219	239	279	319
	SRE-07-06		700	43	572 (575)	216	233	267	302
	SRE-08-06		800	43	572 (575)	242	268	320	372

Alto

Two & three stage standing desks & benches

TECHNICAL INFO



Our Alto standing desk range makes ergonomic height adjustable working an affordable prospect.

Alto 1 offers an economical standing solution to your workspace with a quiet motor providing smooth height adjustment and a simple, easy-to-use control panel.

Alto 2 provides all you need in a height adjustable workstation, packed full of features including powerful twin motors for fast height adjustment and an advanced anti-collision system with adjustable sensitivity.

Easily save your most comfortable working positions with 3 height memory presets, the handy reminder function will notify you when it's time to switch position! Multiple desktop finishes are available to match the Alto desks to your existing desking.

The Alto 2 back-to-back bench desk includes all the premium features of the Alto 2 single desk with the addition of optional universal screen brackets and an optional adjustable central cable tray.

Materials NEW


Formetiq® MFC desktops

- White (KW)
- Black (BC)
- Stone Grey (SG)
- Graphite Grey (GG)
- Clay Grey (CG)
- Anthracite Grey (GA)
- Urban Oak (AO)
- Sand Oak (SO)
- Craft Oak (CO)
- Walnut (SW)
- Maple (MP)
- Concrete (CF)
- White with ply edge (KWP)
- Black with ply edge (BCP)
- Stone Grey with ply edge (SGP)
- Graphite Grey with ply edge (GGP)
- Clay Grey with ply edge (CGP)
- Anthracite Grey with ply edge (GAP)

We can add any edge banding finish to desktops, just ask for more information.

Frame Metal

- Black (BK)
- White (WH)
- Grey (SV) - Alto 1 only



We can add any edge banding finish to desktops, just ask for more information.

Band A Screen Fabrics

- Camira Cara
- Camira Carlow
- Camira Era 170

Band B Screen Fabrics

- Camira Era
- Camira Gravity
- Camira Lucia
- Camira Sonus
- Gabriel Hush
- Gabriel Tonal 170
- Gabriel Just 170
- Gabriel Mica 170


Band C Screen Fabrics

- Camira Blazer Lite
- Camira Lucia CS
- Camira Quest
- Camira RePlay
- Camira Urban
- Camira X2
- Gabriel Cura Screen
- Gabriel Event Screen+
- Gabriel Renewed Loop Screen
- Gabriel Step Screen
- Gabriel Step Melange Screen
- Gabriel Twist
- Gabriel Twist Melange


Band D Screen Fabrics

- Camira Blazer
- Camira Main Line Flax
- Camira Main Line Twist
- Camira Nexus
- Camira Penta
- Camira Synergy 170
- Gabriel Atlantic Screen





Sustainable / natural






Straight back desktop












Scoop back desktop

	CODE	DESCRIPTION	WIDTH	DEPTH	HEIGHT	RSP (£)
	H1S27R	Alto 1 two stage electric height adjustable desk with straight back desktop	1200	700	710-1210	835
	H1S28R		1400	700	710-1210	842
	H1S47R		1600	700	710-1210	869
	H1S48R		1200	800	710-1210	875
	H1S67R		1400	800	710-1210	880
	H1S68R		1600	800	710-1210	880
	H1S27S	Alto 1 two stage electric height adjustable desk with scoop back desktop	1200	700	710-1210	855
	H1S28S		1400	700	710-1210	863
	H1S47S		1600	700	710-1210	885
	H1S48S		1200	800	710-1210	890
	H1S67S		1400	800	710-1210	901
	H1S68S		1600	800	710-1210	901
	H1B27R	Alto 1 back-to-back 2-desk bench with straight back desktops	1200	700	710-1210	1773
	H1B28R		1400	700	710-1210	1787
	H1B47R		1600	700	710-1210	1841
	H1B48R		1200	800	710-1210	1853
	H1B67R		1400	800	710-1210	1863
	H1B68R		1600	800	710-1210	1863
	H1B27S	Alto 1 back-to-back 2-desk bench with scoop back desktops	1200	700	710-1210	1813
	H1B28S		1400	700	710-1210	1829
	H1B47S		1600	700	710-1210	1873
	H1B48S		1200	800	710-1210	1883
	H1B67S		1400	800	710-1210	1905
	H1B68S		1600	800	710-1210	1905



	CODE	DESCRIPTION	WIDTH	DEPTH	HEIGHT	RSP (£)
	H2S27R	Alto 2 three stage electric height adjustable desk with straight back desktop	1200	700	580-1230	1233
	H2S28R		1400	700	580-1230	1240
	H2S47R		1600	700	580-1230	1267
	H2S48R		1800	700	580-1230	1273
	H2S67R		1200	800	580-1230	1278
	H2S68R		1400	800	580-1230	1278
	H2S87R		1600	800	580-1230	1283
	H2S88R		1800	800	580-1230	1288
	H2S27S	Alto 2 three stage electric height adjustable desk with scoop back desktop	1200	700	580-1230	1253
	H2S28S		1400	700	580-1230	1261
	H2S47S		1600	700	580-1230	1283
	H2S48S		1800	700	580-1230	1288
	H2S67S		1200	800	580-1230	1299
	H2S68S		1400	800	580-1230	1299
	H2S87S		1600	800	580-1230	1305
	H2S88S		1800	800	580-1230	1310
	H2B27R	Alto 2 three stage electric height adjustable back-to-back bench with straight back desktops	1200	700	580-1230	2580
	H2B28R		1400	700	580-1230	2594
	H2B47R		1600	700	580-1230	2648
	H2B48R		1800	700	580-1230	2660
	H2B67R		1200	800	580-1230	2670
	H2B68R		1400	800	580-1230	2670
	H2B87R		1600	800	580-1230	2680
	H2B88R		1800	800	580-1230	2690
	H2B27S	Alto 2 three stage electric height adjustable back-to-back bench with scoop back desktops	1200	700	580-1230	2620
	H2B28S		1400	700	580-1230	2636
	H2B47S		1600	700	580-1230	2680
	H2B48S		1800	700	580-1230	2690
	H2B67S		1200	800	580-1230	2712
	H2B68S		1400	800	580-1230	2712
	H2B87S		1600	800	580-1230	2724
	H2B88S		1800	800	580-1230	2734

G1: Band A Fabrics		G2: Band B Fabrics		G3: Band C Fabrics			G4: Band D Fabrics		
	CODE	DESCRIPTION	WIDTH	DEPTH	HEIGHT	G1 (£)	G2 (£)	G3 (£)	G4 (£)
	SSA-12-07	Alto screen with brackets (2 pcs.) to mount screen to back of single height adjustable desk	1200	43	700	313	350	425	500
	SSA-14-07		1400	43	700	330	373	459	545
	SSA-16-07		1600	43	700	390	436	528	620
	SSA-18-07		1800	43	700	423	478	587	696
	SSA-20-07		2000	43	700	451	512	632	753
	SSA-12-08		1200	43	800	351	403	507	610
	SSA-14-08		1400	43	800	358	410	513	616
	SSA-16-08		1600	43	800	407	458	562	665
	SSA-18-08		1800	43	800	539	648	866	1085
	SSA-20-08		2000	43	800	578	699	940	1182
	SS1-12-06	Alto spine screen with brackets (2 pcs.) to mount screen between desktops on Alto 1 back-to-back desks	1200	43	600	320	357	432	507
	SS1-14-06		1400	43	600	334	374	454	535
	SS1-16-06		1600	43	600	347	387	468	548
	SS1-18-06		1800	43	600	386	441	550	659
	SS1-20-06		2000	43	600	409	469	590	710
	SS1-12-07		1200	43	700	333	370	445	520
	SS1-14-07		1400	43	700	350	393	479	565
	SS1-16-07		1600	43	700	410	456	548	640
	SS1-18-07		1800	43	700	443	498	607	716
	SS1-20-07		2000	43	700	471	532	652	773
	SS2-12-06	Alto spine screen with brackets (2 pcs.) to mount screen between desktops on Alto 2 back-to-back bench	1200	43	600	326	363	438	513
	SS2-14-06		1400	43	600	340	380	460	541
	SS2-16-06		1600	43	600	353	393	474	554
	SS2-18-06		1800	43	600	392	447	556	665
	SS2-20-06		2000	43	600	415	475	596	716
	SS2-12-07		1200	43	700	339	376	451	526
	SS2-14-07		1400	43	700	356	399	485	571
	SS2-16-07		1600	43	700	416	462	554	646
	SS2-18-07		1800	43	700	449	504	613	722
	SS2-20-07		2000	43	700	477	538	658	779

	CODE	DESCRIPTION	TOP WIDTH	TOP DEPTH	HEIGHT	RSP (£)
	HAFS121	Alto 1 two stage electric height adjustable desk with reversed rectangular columns and single motor	1000-1600	700 or 800	710-1210	689
	HAFD121	Alto 1 back-to-back 2-desk bench	1000-1600	700 or 800	710-1210	1481
	HAFS233	Alto 2 three stage electric height adjustable desk with holeless square columns and twin motors	1100-1900	700 or 800	580-1230	1087
	HAFD233	Alto 2 three stage electric height adjustable back-to-back bench with holeless square columns and twin motors	1100-1900	700 or 800	580-1230	2288
	HAFD2-CT	Optional adjustable central cable tray for back-to-back bench (HAFD233), D230 x H80 mm	Adjustable	-	-	286
	HAFD2-SB	Pair of brackets (2 pcs.) to mount universal screen between desktops on Alto 2 back-to-back bench (HAFD233)	-	-	-	50

Nova

Bench desking system

TECHNICAL INFO



There's beauty in simplicity, and Nova combines clean and minimal aesthetics with great functionality.

The Nova shared leg system keeps costs to a minimum. Metal-to-metal construction and reduces assembly time with just one tool required.

Choose from 3 leg frame options: goalpost (U), angled (A) and loop (O) as well as 3 types of desktop: straight back, scoop back or with an integrated cable flap.

Straight leg desks are available with a sliding desktop option offering up to 140mm of movement and allowing easy access to cable management beneath the desk.

The Nova range also offers a manual height adjustable desk frame option with a height range of 620-850 mm.

Nova desks are available in any different desktop finishes and 4 metal leg/frame finishes.

Materials

G1: Band A MFC


- Whitened Oak (PA06)
- Amber Oak (PA07)
- White (PA01)
- White with Amber Oak edge (PA01PA07)
- Pearl Grey (PA02)
- Dark Grey (PA03)

G2: Band B MFC

- Sand Ash (PA09)
- Dark Walnut (PA10)
- Grey Wood (PA08)
- Cubanit Grey (PA04)
- Black (PA05)

Frame Metal


- Black (MA01)
- White (MA03)
- Grey (MA02)
- Dark Grey (MA04)









Straight back desktop










Scoop back desktop
















Desktop with cable flap cutout






	CODE	DESCRIPTION	WIDTH	DEPTH	HEIGHT	G1 (£)	G2 (£)
	DNA124-U	Single desk with straight back	1200	600	740	391	427
	DNA144-U		1400	600	740	421	452
	DNA122-U		1200	700	740	442	473
	DNA142-U		1400	700	740	452	482
	DNA162-U		1600	700	740	481	507
	DNA182-U		1800	700	740	570	609
	DNA120-U		1200	800	740	477	497
	DNA140-U		1400	800	740	488	519
	DNA160-U		1600	800	740	512	553
	DNA180-U		1800	800	740	550	596
	DNA126-U	Single desk with scoop back	1200	700	740	457	498
	DNA146-U		1400	700	740	473	508
	DNA166-U		1600	700	740	507	547
	DNA186-U		1800	700	740	554	609
	DNA125-U		1200	800	740	473	514
	DNA145-U		1400	800	740	488	523
	DNA165-U		1600	800	740	518	564
	DNA185-U		1800	800	740	569	620
	DNA123-U	Single desk with cable port cutout <i>Cable port insert (G6F0147) must be ordered</i>	1200	700	740	442	473
	DNA143-U		1400	700	740	473	487
	DNA163-U		1600	700	740	491	526
	DNA183-U		1800	700	740	570	609
	DNA121-U		1200	800	740	477	497
	DNA141-U		1400	800	740	504	529
	DNA161-U		1600	800	740	524	569
	DNA181-U		1800	800	740	586	627
	DNC080-U	Desk return	800	600	740	257	267
	DNC060-U	Desk return - only available with goalpost (U) leg	600	800	740	265	280
	DNS24A-U	Single row 2-desk bench	2400	800	740	900	940
	DNS28A-U		2800	800	740	922	984
	DNS32A-U		3200	800	740	970	1052
	DNS36A-U		3600	800	740	1046	1138
	DNS24B-U	Single row 2-desk bench with cut-outs for grommet (G6F0147 must be ordered)	2400	800	740	900	940
	DNS28B-U		2800	800	740	954	1004
	DNS32B-U		3200	800	740	994	1084
	DNS36B-U		3600	800	740	1118	1200






	CODE	DESCRIPTION	WIDTH	DEPTH	HEIGHT	G1 (£)	G2 (£)
	DNS248-U	Single row 2-desk bench with cut-outs (scallop) for wire management	2400	800	740	892	974
	DNS288-U		2800	800	740	922	992
	DNS328-U		3200	800	740	982	1074
	DNS368-U		3600	800	740	1084	1186
	DND12A-U		1200	800	740	423	443
	DND14A-U		1400	800	740	434	465
	DND16A-U		1600	800	740	458	499
	DND18A-U		1800	800	740	496	542
	DND128-U		1200	800	740	419	460
	DND148-U		1400	800	740	434	469
	DND168-U		1600	800	740	464	510
	DND188-U		1800	800	740	515	566
	DND12B-U		1200	800	740	423	443
	DND14B-U		1400	800	740	450	475
	DND16B-U		1600	800	740	470	515
	DND18B-U		1800	800	740	532	573
	DNH120	Top hung MFC modesty panel for W1200 desk*	1040	16	350	72	78
	DNH140	Top hung MFC modesty panel for W1400 desk*	1240	16	350	81	87
	DNH160	Top hung MFC modesty panel for W1600 desk*	1440	16	350	87	93
	DNH180	Top hung MFC modesty panel for W1800 desk*	1640	16	350	97	108
	DNH200	Top hung MFC modesty panel for W2000 desk*	1840	16	350	107	114
	DNS123-U	2 desk back-to-back bench with straight back	1200	1440	740	739	801
	DNS143-U		1400	1440	740	759	819
	DNS163-U		1600	1440	740	817	869
	DNS183-U		1800	1440	740	995	1073
	DNS122-U		1200	1640	740	808	848
	DNS142-U		1400	1640	740	830	892
	DNS162-U		1600	1640	740	878	960
	DNS182-U		1800	1640	740	954	1046
	DNS127-U	2 desk back-to-back bench with scoops	1200	1440	740	769	851
	DNS147-U		1400	1440	740	801	871
	DNS167-U		1600	1440	740	869	949
	DNS187-U		1800	1440	740	963	1073
	DNS126-U		1200	1640	740	800	882
	DNS146-U		1400	1640	740	830	900
	DNS166-U		1600	1640	740	890	982
	DNS186-U		1800	1640	740	992	1094







* Includes brackets







	CODE	DESCRIPTION	WIDTH	DEPTH	HEIGHT	G1 (£)	G2 (£)
	DNS125-U	2 desk back-to-back bench with cable port cutout <i>Cable port insert (G6F0147) must be ordered</i>	1200	1440	740	739	801
	DNS145-U		1400	1440	740	801	829
	DNS165-U		1600	1440	740	837	907
	DNS185-U		1800	1440	740	995	1073
	DNS124-U		1200	1640	740	808	848
	DNS144-U		1400	1640	740	862	912
	DNS164-U		1600	1640	740	902	992
	DNS184-U		1800	1640	740	1026	1108
		DND123-U	Extension for 2 desk bench with straight back	1200	1440	740	700
DND143-U			1400	1440	740	720	780
DND163-U			1600	1440	740	778	830
DND183-U			1800	1440	740	956	1034
DND122-U			1200	1640	740	778	818
DND142-U			1400	1640	740	800	862
DND162-U			1600	1640	740	848	930
DND182-U			1800	1640	740	924	1016
		DND129-U	Extension for 2 desk bench with scoop back	1200	1440	740	730
	DND149-U		1400	1440	740	762	832
	DND169-U		1600	1440	740	830	910
	DND189-U		1800	1440	740	924	1034
	DND127-U		1200	1640	740	770	852
	DND147-U		1400	1640	740	800	870
	DND167-U		1600	1640	740	860	952
	DND187-U		1800	1640	740	962	1064
		DND125-U	Extension for 2 desk bench with cable port cutouts <i>Cable port insert (G6F0147) must be ordered</i>	1200	1440	740	700
DND145-U			1400	1440	740	762	790
DND165-U			1600	1440	740	798	868
DND185-U			1800	1440	740	956	1034
DND124-U			1200	1640	740	778	818
DND144-U			1400	1640	740	832	882
DND164-U			1600	1640	740	872	962
DND184-U			1800	1640	740	996	1078
		DNE140-U	Bench end extension with straight back	1440	700	740	478
	DNE160-U		1640	800	740	542	600
	DNE147-U	Bench end extension with scoop back	1440	700	740	478	530
	DNE167-U		1640	800	740	542	600
	DNE143-U	Bench end extension with cable port cutout	1440	700	740	478	530
	DNE163-U		1640	800	740	542	600







	CODE	DESCRIPTION	WIDTH	DEPTH	HEIGHT	G1 (£)	G2 (£)
	DNC141-U	Bench end extension	1440	600	740	293	308
	DNC161-U		1640	600	740	307	323
	DNA151-U	Sliding top desk with straight back	1400	700	740	535	566
	DNA171-U		1600	700	740	580	600
	DNA153-U		1400	800	740	584	619
	DNA173-U		1600	800	740	622	663
	DNA152-U	Sliding top desk with scoop back	1400	700	740	551	576
	DNA172-U		1600	700	740	589	625
	DNA154-U		1400	800	740	593	629
	DNA174-U		1600	800	740	627	672
	DNS150-U	Sliding top 2 desk back-to-back bench with straight back	1400	1440	740	925	987
	DNS170-U		1600	1440	740	1015	1055
	DNS152-U		1400	1640	740	1022	1092
	DNS172-U		1600	1640	740	1098	1180
	DNS151-U	Sliding top 2 desk back-to-back bench with scoop back	1400	1440	740	957	1007
	DNS171-U		1600	1440	740	1033	1105
	DNS153-U		1400	1640	740	1040	1112
	DNS173-U		1600	1640	740	1108	1198
	DND152-U	Extension for sliding desktop bench with straight back	1400	1440	740	886	948
	DND172-U		1600	1440	740	976	1016
	DND154-U		1400	1640	740	992	1062
	DND174-U		1600	1640	740	1068	1150
	DND153-U	Extension for sliding desktop bench with scoop back	1400	1440	740	918	968
	DND173-U		1600	1440	740	994	1066
	DND155-U		1400	1640	740	1010	1082
	DND175-U		1600	1640	740	1078	1168
	DNA120-UH	Manual height settable desk with straight back	1200	800	620-850	625	645
	DNA140-UH		1400	800	620-850	636	667
	DNA160-UH		1600	800	620-850	660	701
	DNA180-UH		1800	800	620-850	698	744


	CODE	DESCRIPTION	WIDTH	DEPTH	HEIGHT	G1 (£)	G2 (£)
	DNA125-UH	Manual height settable desk with scoop back	1200	800	620-850	621	662
	DNA145-UH		1400	800	620-850	636	671
	DNA165-UH		1600	800	620-850	666	712
	DNA185-UH		1800	800	620-850	717	768
	DNA121-UH	Manual height settable desk with cable port cutout <i>Cable port insert (G6F0147) must be ordered</i>	1200	800	620-850	625	645
	DNA141-UH		1400	800	620-850	652	677
	DNA161-UH		1600	800	620-850	672	717
	DNA181-UH		1800	800	620-850	734	775
	DNL140-U	L/H crescent desk with straight back	1400	1200	740	618	668
	DNL160-U		1600	1200	740	659	704
	DNL180-U		1800	1200	740	692	733
	DNR140-U	R/H crescent desk with straight back	1400	1200	740	618	668
	DNR160-U		1600	1200	740	659	704
	DNR180-U		1800	1200	740	692	733
	DNL141-U	L/H crescent desk with cable port cutout <i>Cable port insert (G6F0147) must be ordered</i>	1400	1200	740	586	648
	DNL161-U		1600	1200	740	643	704
	DNL181-U		1800	1200	740	713	769
	DNR141-U	R/H crescent desk with cable port cutout <i>Cable port insert (G6F0147) must be ordered</i>	1400	1200	740	586	648
	DNR161-U		1600	1200	740	643	704
	DNR181-U		1800	1200	740	713	769
	DNS128-U	3 desk bench (120° desks) with scoop back - only available with goalpost (U) leg	Ø2810	-	740	2169	2352


	CODE	DESCRIPTION	WIDTH	DEPTH	HEIGHT	G1 (£)	G2 (£)	
	DNA124-A	Single desk with straight back	1200	600	740	411	447	
	DNA144-A		1400	600	740	441	472	
	DNA122-A		1200	700	740	464	495	
	DNA142-A		1400	700	740	474	504	
	DNA162-A		1600	700	740	503	529	
	DNA182-A		1800	700	740	592	631	
	DNA120-A		1200	800	740	499	519	
	DNA140-A		1400	800	740	510	541	
	DNA160-A		1600	800	740	534	575	
	DNA180-A		1800	800	740	572	618	
	DNA126-A	Single desk with scoop back	1200	700	740	479	520	
	DNA146-A		1400	700	740	495	530	
	DNA166-A		1600	700	740	529	569	
	DNA186-A		1800	700	740	576	631	
	DNA125-A		1200	800	740	495	536	
	DNA145-A		1400	800	740	510	545	
	DNA165-A		1600	800	740	540	586	
	DNA185-A		1800	800	740	591	642	
	DNA123-A	Single desk with cable port cutout <i>Cable port insert (G6F0147) must be ordered</i>	1200	700	740	464	495	
	DNA143-A		1400	700	740	495	509	
	DNA163-A		1600	700	740	513	548	
	DNA183-A		1800	700	740	592	631	
	DNA121-A		1200	800	740	499	519	
	DNA141-A		1400	800	740	526	551	
	DNA161-A		1600	800	740	546	591	
	DNA181-A		1800	800	740	608	649	
		DNC080-A	Desk return	800	600	740	261	271
		DNS24A-A	Single row 2-desk bench	2400	800	740	930	970
DNS28A-A			2800	800	740	952	1014	
DNS32A-A			3200	800	740	1000	1082	
DNS36A-A			3600	800	740	1076	1168	
	DNS241-A	Single row 2-desk bench with cut-outs for grommet (G6F0147 must be ordered)	2400	800	740	930	970	
	DNS281-A		2800	800	740	984	1034	
	DNS321-A		3200	800	740	1024	1114	
	DNS361-A		3600	800	740	1148	1230	

	CODE	DESCRIPTION	WIDTH	DEPTH	HEIGHT	G1 (£)	G2 (£)
	DNS246-A	Single row 2-desk bench with cut-outs (scallop) for wire management	2400	800	740	922	1004
	DNS286-A		2800	800	740	952	1022
	DNS326-A		3200	800	740	1012	1104
	DNS366-A		3600	800	740	1114	1216
	DNS123-A	2 desk back-to-back bench with straight back	1200	1440	740	808	870
	DNS143-A		1400	1440	740	828	888
	DNS163-A		1600	1440	740	886	938
	DNS183-A		1800	1440	740	1064	1142
	DNS122-A		1200	1640	740	871	911
	DNS142-A		1400	1640	740	893	955
	DNS162-A		1600	1640	740	941	1023
	DNS182-A		1800	1640	740	1017	1109
	DNS127-A	2 desk back-to-back bench with scoops	1200	1440	740	838	920
	DNS147-A		1400	1440	740	870	940
	DNS167-A		1600	1440	740	938	1018
	DNS187-A		1800	1440	740	1032	1142
	DNS126-A		1200	1640	740	863	945
	DNS146-A		1400	1640	740	893	963
	DNS166-A		1600	1640	740	953	1045
	DNS186-A		1800	1640	740	1055	1157
	DNS125-A	2 desk back-to-back bench with cable port cutout <i>Cable port insert (G6F0147) must be ordered</i>	1200	1440	740	808	870
	DNS145-A		1400	1440	740	870	898
	DNS165-A		1600	1440	740	906	976
	DNS185-A		1800	1440	740	1064	1142
	DNS124-A		1200	1640	740	871	911
	DNS144-A		1400	1640	740	925	975
	DNS164-A		1600	1640	740	965	1055
	DNS184-A		1800	1640	740	1089	1171
	DNL140-A	L/H crescent desk with straight back	1400	1200	740	638	688
	DNL160-A		1600	1200	740	679	724
	DNL180-A		1800	1200	740	712	753
	DNR140-A	R/H crescent desk with straight back	1400	1200	740	638	688
	DNR160-A		1600	1200	740	679	724
	DNR180-A		1800	1200	740	712	753
	DNL141-A	L/H crescent desk with cable port cutout <i>Cable port insert (G6F0147) must be ordered</i>	1400	1200	740	606	668
	DNL161-A		1600	1200	740	663	724
	DNL181-A		1800	1200	740	733	789
	DNR141-A	R/H crescent desk with cable port cutout <i>Cable port insert (G6F0147) must be ordered</i>	1400	1200	740	606	668
	DNR161-A		1600	1200	740	663	724
	DNR181-A		1800	1200	740	733	789

	CODE	DESCRIPTION	WIDTH	DEPTH	HEIGHT	G1 (£)	G2 (£)	
	DNA124-O	Single desk with straight back	1200	600	740	413	449	
	DNA144-O		1400	600	740	443	474	
	DNA122-O		1200	700	740	464	495	
	DNA142-O		1400	700	740	474	504	
	DNA162-O		1600	700	740	503	529	
	DNA182-O		1800	700	740	592	631	
	DNA120-O		1200	800	740	499	519	
	DNA140-O		1400	800	740	510	541	
	DNA160-O		1600	800	740	534	575	
	DNA180-O		1800	800	740	572	618	
		DNA126-O	Single desk with scoop back	1200	700	740	479	520
		DNA146-O		1400	700	740	495	530
DNA166-O			1600	700	740	529	569	
DNA186-O			1800	700	740	576	631	
DNA125-O			1200	800	740	495	536	
DNA145-O			1400	800	740	510	545	
DNA165-O			1600	800	740	540	586	
DNA185-O			1800	800	740	591	642	
	DNA123-O	Single desk with cable port cutout <i>Cable port insert (G6F0147) must be ordered</i>	1200	700	740	464	495	
	DNA143-O		1400	700	740	495	509	
	DNA163-O		1600	700	740	513	548	
	DNA183-O		1800	700	740	592	631	
	DNA121-O		1200	800	740	499	519	
	DNA141-O		1400	800	740	526	551	
	DNA161-O		1600	800	740	546	591	
	DNA181-O		1800	800	740	608	649	
	DNC080-O	Desk return	800	600	740	261	271	
	DNS240-O	Single row 2-desk bench	2400	800	740	933	973	
	DNS280-O		2800	800	740	955	1017	
	DNS320-O		3200	800	740	1003	1085	
	DNS360-O		3600	800	740	1079	1171	
	DNS241-O	Single row 2-desk bench with cut-outs for grommet <i>(G6F0147) must be ordered</i>	2400	800	740	933	973	
	DNS281-O		2800	800	740	987	1037	
	DNS321-O		3200	800	740	1027	1117	
	DNS361-O		3600	800	740	1151	1233	

	CODE	DESCRIPTION	WIDTH	DEPTH	HEIGHT	G1 (£)	G2 (£)
	DNS246-O	Single row 2-desk bench with cut-outs (scallop) for wire management	2400	800	740	925	1007
	DNS286-O		2800	800	740	955	1025
	DNS326-O		3200	800	740	1015	1107
	DNS366-O		3600	800	740	1117	1219
	DNS123-O	2 desk back-to-back bench with straight back	1200	1440	740	807	869
	DNS143-O		1400	1440	740	827	887
	DNS163-O		1600	1440	740	885	937
	DNS183-O		1800	1440	740	1063	1141
	DNS122-O		1200	1640	740	877	917
	DNS142-O		1400	1640	740	899	961
	DNS162-O		1600	1640	740	947	1029
	DNS182-O		1800	1640	740	1023	1115
	DNS127-O	2 desk back-to-back bench with scoops	1200	1440	740	837	919
	DNS147-O		1400	1440	740	869	939
	DNS167-O		1600	1440	740	937	1017
	DNS187-O		1800	1440	740	1031	1141
	DNS126-O		1200	1640	740	869	951
	DNS146-O		1400	1640	740	899	969
	DNS166-O		1600	1640	740	959	1051
	DNS186-O		1800	1640	740	1061	1163
	DNS125-O	2 desk back-to-back bench with cable port cutout <i>Cable port insert (G6F0147) must be ordered</i>	1200	1440	740	807	869
	DNS145-O		1400	1440	740	869	897
	DNS165-O		1600	1440	740	905	975
	DNS185-O		1800	1440	740	1063	1141
	DNS124-O		1200	1640	740	877	917
	DNS144-O		1400	1640	740	931	981
	DNS164-O		1600	1640	740	971	1061
	DNS184-O		1800	1640	740	1095	1177
	DNL140-O	L/H crescent desk with straight back	1400	1200	740	670	720
	DNL160-O		1600	1200	740	711	756
	DNL180-O		1800	1200	740	744	785
	DNR140-O	R/H crescent desk with straight back	1400	1200	740	670	720
	DNR160-O		1600	1200	740	711	756
	DNR180-O		1800	1200	740	744	785
	DNL141-O	L/H crescent desk with cable port cutout <i>Cable port insert (G6F0147) must be ordered</i>	1400	1200	740	638	700
	DNL161-O		1600	1200	740	695	756
	DNL181-O		1800	1200	740	765	821
	DNR141-O	R/H crescent desk with cable port cutout <i>Cable port insert (G6F0147) must be ordered</i>	1400	1200	740	638	700
	DNR161-O		1600	1200	740	695	756
	DNR181-O		1800	1200	740	765	821

	CODE	DESCRIPTION	WIDTH	DEPTH	HEIGHT	G1 (£)	G2 (£)
	DNZ102	Panel insert for W1440mm loop leg (O) frame bench	1336	18	595	246	255
	DNZ101	Panel insert for W1640mm loop leg (O) frame bench	1536	18	595	270	290

	CODE	DESCRIPTION	WIDTH	DEPTH	HEIGHT	RSP (£)
	G6F0147	Cable port insert (flap) for 300 x 112 cut-out Available in White, Grey, Black and Dark Grey (metal)	320	130	25	99

Nova Wood

Bench desking system

TECHNICAL INFO



The Nova Wooden leg desk range features solid wooden legs that are lacquered and stained in a natural ash finish with metal inserts for assembly and hidden height levelling feet.

The desks are easy to install with metal-to-metal fixings and require only one tool for assembly. The high pressure laminate desktop option features a tapered underside edge portraying a sharp, delicate edge which is softened by curved corners and inset wooden legs in a natural ash finish.

HPL Fenix

The HPL Fenix finish option is a surface treated with next-generation resins, hardened and fixed through a nanotechnology process giving the surface unique qualities including a super matt finish with low-light reflectivity, an ultra-resistant soft touch surface which is resistant to scratches and abrasion. Any micro scratches can be removed with heating.

Materials

Band A MFC

- Whitened Oak (PA06)
- Amber Oak (PA07)
- White (PA01)
- White with Amber Oak edge (PA01PA07)
- Pearl Grey (PA02)
- Dark Grey (PA03)

Band B MFC

- Sand Ash (PA09)
- Dark Walnut (PA10)
- Grey Wood (PA08)
- Cubanit Grey (PA04)
- Black (PA05)

HPL / Fenix


- White top, black edge (H70B01)
- White top, white edge (H70B02)
- Black top, black edge (H16B01)
- Grey top, grey edge (H17B03)

Solid wood legs

- Stained Ash (NB01)
- Ash stained Black (NB02)

Frame Metal


- Dark Grey (MA04) - MFC desks only
- Black (MA01)
- Grey (MA02) - MFC desks only
- White (MA03)







Straight back desktop















Scoop back desktop









Desktop with cable flap cutout


		G1: Band A MFC		G2: Band B MFC			
	CODE	DESCRIPTION	WIDTH	DEPTH	HEIGHT	G1 (£)	G2 (£)
	DNA122-W	Single desk with straight back	1200	700	740	938	969
	DNA142-W		1400	700	740	950	980
	DNA162-W		1600	700	740	982	1008
	DNA120-W		1200	800	740	1012	1032
	DNA140-W		1400	800	740	1025	1056
	DNA160-W		1600	800	740	1052	1093
	DNA180-W		1800	800	740	1092	1138
	DNA126-W	Single desk with scoop back	1200	700	740	953	994
	DNA146-W		1400	700	740	971	1006
	DNA166-W		1600	700	740	1008	1048
	DNA125-W		1200	800	740	1008	1049
	DNA145-W		1400	800	740	1025	1060
	DNA165-W		1600	800	740	1058	1104
	DNA185-W		1800	800	740	1111	1162
	DNA123-W	Single desk with cable port cutout <i>Cable port insert (G6F0147) must be ordered</i>	1200	700	740	938	969
	DNA143-W		1400	700	740	971	985
	DNA163-W		1600	700	740	992	1027
	DNA121-W		1200	800	740	1012	1032
	DNA141-W		1400	800	740	1041	1066
	DNA161-W		1600	800	740	1064	1109
	DNA181-W		1800	800	740	1128	1169
	DNS123-W	Back-to-back 2 desk bench with straight back	1200	1440	740	1520	1582
	DNS143-W		1400	1440	740	1544	1604
	DNS163-W		1600	1440	740	1608	1660
	DNS122-W		1200	1640	740	1660	1700
	DNS142-W		1400	1640	740	1686	1748
	DNS162-W		1600	1640	740	1740	1822
	DNS182-W		1800	1640	740	1820	1912

	CODE	DESCRIPTION	WIDTH	DEPTH	HEIGHT	G1 (£)	G2 (£)
	DNS127-W	Back-to-back 2 desk bench with scoop back	1200	1440	740	1550	1632
	DNS147-W		1400	1440	740	1586	1656
	DNS167-W		1600	1440	740	1660	1740
	DNS126-W		1200	1640	740	1652	1734
	DNS146-W		1400	1640	740	1686	1756
	DNS166-W		1600	1640	740	1752	1844
	DNS186-W		1800	1640	740	1858	1960
	DNS125-W	Back-to-back 2 desk bench with cable port cutouts <i>Cable port insert (G6F0147) must be ordered</i>	1200	1440	740	1520	1582
	DNS145-W		1400	1440	740	1586	1614
	DNS165-W		1600	1440	740	1628	1698
	DNS124-W		1200	1640	740	1660	1700
	DNS144-W		1400	1640	740	1718	1768
	DNS164-W		1600	1640	740	1764	1854
	DNS184-W		1800	1640	740	1892	1974
	DND123-W	Extension for back-to-back bench with straight back	1200	1440	740	898	960
	DND143-W		1400	1440	740	922	982
	DND163-W		1600	1440	740	986	1038
	DND122-W		1200	1640	740	952	992
	DND142-W		1400	1640	740	978	1040
	DND162-W		1600	1640	740	1032	1114
	DND182-W		1800	1640	740	1112	1204
	DND129-W	Extension for back-to-back bench with scoop back	1200	1440	740	928	1010
	DND149-W		1400	1440	740	964	1034
	DND169-W		1600	1440	740	1038	1118
	DND127-W		1200	1640	740	944	1026
	DND147-W		1400	1640	740	978	1048
	DND167-W		1600	1640	740	1044	1136
	DND187-W		1800	1640	740	1150	1252
	DND125-W	Extension for 2 desk back-to-back bench with cable port cutouts <i>Cable port insert (G6F0147) must be ordered</i>	1200	1440	740	898	960
	DND145-W		1400	1440	740	964	992
	DND165-W		1600	1440	740	1006	1076
	DND124-W		1200	1640	740	952	992
	DND144-W		1400	1640	740	1010	1060
	DND164-W		1600	1640	740	1056	1146
	DND184-W		1800	1640	740	1184	1266

	CODE	DESCRIPTION	G1: HPL		G2: HPL Fenix		
			WIDTH	DEPTH	HEIGHT	G1 (£)	G2 (£)
	DNA14E-W	Chamfered edge single desk with straight back	1400	700	740	1152	1611
	DNA16E-W		1600	700	740	1203	1728
	DNA14H-W		1400	800	740	1238	1763
	DNA16H-W		1600	800	740	1288	1899
	DNA18A-W		1800	800	740	1375	2058
	DNA14G-W	Chamfered edge single desk with scoop back	1400	700	740	1163	1636
	DNA16G-W		1600	700	740	1217	1757
	DNA14J-W		1400	800	740	1243	1788
	DNA16J-W		1600	800	740	1315	1936
	DNA18C-W		1800	800	740	1390	2094
	DNA14F-W	Chamfered edge single desk with cable port cutout <i>Cable port insert (G6F0147) must be ordered</i>	1400	700	740	1163	1636
	DNA16F-W		1600	700	740	1218	1758
	DNA14I-W		1400	800	740	1250	1796
	DNA16I-W		1600	800	740	1302	1924
	DNA18B-W		1800	800	740	1389	2093
	DNS14F-W	Chamfered edge 2 desk back-to-back bench with straight back	1400	1440	740	1930	2858
	DNS16F-W		1600	1440	740	2028	3068
	DNS14C-W		1400	1640	740	2116	3156
	DNS16C-W		1600	1640	740	2206	3418
	DNS18C-W		1800	1640	740	2352	3698
	DNS14H-W	Chamfered edge 2 desk back-to-back bench with scoop back	1400	1440	740	1948	2906
	DNS16H-W		1600	1440	740	2050	3128
	DNS14E-W		1400	1640	740	2112	3192
	DNS16E-W		1600	1640	740	2182	3444
	DNS18E-W		1800	1640	740	2378	3776
	DNS14G-W	Chamfered edge 2 desk back-to-back bench with cable port cutouts <i>Cable port insert (G6F0147) must be ordered</i>	1400	1440	740	1948	2906
	DNS16G-W		1600	1440	740	2072	3152
	DNS14D-W		1400	1640	740	2114	3194
	DNS16D-W		1600	1640	740	2216	3478
	DNS18D-W		1800	1640	740	2386	3782
	DNS280-W	Chamfered edge 4 desk back-to-back bench with straight back	2800	1440	740	3242	4658
	DNS320-W		3200	1440	740	3502	5194
	DNS283-W		2800	1640	740	3464	5094
	DNS323-W		3200	1640	740	3776	5744
	DNS360-W		3600	1640	740	4084	6268

Please note: Chamfered edge extension units can only be added to 4 desk benches
To increase the number of workplaces, use supplementary units.

	CODE	DESCRIPTION	WIDTH	DEPTH	HEIGHT	G1 (£)	G2 (£)
	DNS282-W	Chamfered edge 4 desk back-to-back bench with scoop back	2800	1440	740	3258	4740
	DNS322-W		3200	1440	740	3482	5174
	DNS285-W		2800	1640	740	3520	5216
	DNS325-W		3200	1640	740	3748	5716
	DNS362-W		3600	1640	740	4084	6268
	DNS281-W	Chamfered edge 4 desk back-to-back bench with cable port cutouts <i>Cable port insert (G6F0147) must be ordered</i>	2800	1440	740	3278	4758
	DNS321-W		3200	1440	740	3462	5154
	DNS284-W		2800	1640	740	3572	5264
	DNS324-W		3200	1640	740	3756	5724
	DNS361-W		3600	1640	740	4104	6286
	DND140-W	Chamfered edge extension for 4 desk back-to-back bench with straight back	1400	1440	740	1302	2030
	DND160-W		1600	1440	740	1406	2222
	DND148-W		1400	1640	740	1392	2216
	DND168-W		1600	1640	740	1544	2456
	DND180-W		1800	1640	740	1722	2800
	DND146-W	Chamfered edge extension for 4 desk back-to-back bench with scoop back	1400	1440	740	1320	2050
	DND166-W		1600	1440	740	1366	2216
	DND14B-W		1400	1640	740	1388	2246
	DND16B-W		1600	1640	740	1566	2530
	DND183-W		1800	1640	740	1708	2790
	DND141-W	Chamfered edge extension for 4 desk back-to-back bench with cable port cutouts <i>Cable port insert (G6F0147) must be ordered</i>	1400	1440	740	1340	2070
	DND161-W		1600	1440	740	1496	2344
	DND14A-W		1400	1640	740	1412	2270
	DND16A-W		1600	1640	740	1556	2520
	DND181-W		1800	1640	740	1686	2764

	CODE	DESCRIPTION	WIDTH	DEPTH	HEIGHT	RSP (£)
	G6F0147	Cable port insert (flap) for 300 x 112 cut-out Available in White, Grey, Black and Dark Grey (metal)	320	130	25	99

Please note: Chamfered edge extension units can only be added to 4 desk benches
To increase the number of workplaces, use supplementary units.

Round

Bench desking & storage system

TECHNICAL INFO



The new Round desking system promises a win-win situation in organising workplaces in large open plan offices.

Round desk system allows you to effectively use the office space and to easily create comfortable workplaces which can be either open or which can offer greater privacy to fit your team's needs. This system offers everything you need to create efficiently designed workplaces which boost employee productivity and help them succeed in pursuing their goals.

Supplementary units are available in rectangular only. For rounded single row benches you must start with a 2-desk bench. For rounded back-to-back benches with more than 2 desks you must start with a 4-desk bench.

Materials

Band A MFC

- Whitened Oak (PA06)
- Amber Oak (PA07)
- White (PA01)
- Dark Grey (PA03)
- Pearl Grey (PA02)

Band B MFC

- Sand Ash (PA09)
- Dark Walnut (PA10)
- Grey Wood (PA08)
- Cubanit Grey (PA04)
- Black (PA05)

Metal legs

- Black (MA01)
- Grey (MA02)
- White (MA03)
- Dark Grey (MA04)

Panel Fabric*

- Berta
- Lucia
- Gabriel Velito Presto
- Synergy



Straight back desktop



Scoop back desktop






Desktop with cable flap








Rounded desktop



Rectangular desktop






	CODE	DESCRIPTION	G1: Band A MFC		G2: Band B MFC		
			WIDTH	DEPTH	HEIGHT	G1 (£)	G2 (£)
	DBA124	Rounded desk	1200	700	740	520	554
	DBA144		1400	700	740	538	573
	DBA164		1600	700	740	574	614
	DBA184		1800	700	740	665	721
	DBA129		1200	800	740	559	592
	DBA149		1400	800	740	577	616
	DBA169		1600	800	740	613	653
	DBA189		1800	800	740	654	711
		DBA125	Rounded desk with cable port cutout <i>(G6F0440 must be ordered)</i>	1200	700	740	520
DBA145			1400	700	740	561	590
DBA165			1600	700	740	585	624
DBA185			1800	700	740	665	721
DBA12A			1200	800	740	559	592
DBA14A			1400	800	740	594	617
DBA16A			1600	800	740	631	687
DBA18A			1800	800	740	677	739
		DBA126	Rounded desk with scoop back	1200	700	740	554
	DBA146		1400	700	740	561	600
	DBA166		1600	700	740	580	619
	DBA186		1800	700	740	658	715
	DBA12B		1200	800	740	559	604
	DBA14B		1400	800	740	599	623
	DBA16B		1600	800	740	631	687
	DBA18B		1800	800	740	677	739
		DBA127	Rounded desk with sliding desktop	1200	700	743	598
DBA147			1400	700	743	633	667
DBA167			1600	700	743	684	719
DBA12C			1200	800	743	640	684
DBA14C			1400	800	743	682	727
DBA16C			1600	800	743	733	772
	DBA128	Rounded desk with sliding desktop and scoop back	1200	700	743	615	655
	DBA148		1400	700	743	656	695
	DBA168		1600	700	743	695	741
	DBA12D		1200	800	743	662	696
	DBA14D		1400	800	743	688	733
	DBA16D		1600	800	743	750	805


	CODE	DESCRIPTION	WIDTH	DEPTH	HEIGHT	G1 (£)	G2 (£)
	DBS123	Rounded 2-desk bench	1200	1440	740	871	939
	DBS143		1400	1440	740	907	977
	DBS163		1600	1440	740	969	1049
	DBS183		1800	1440	740	1161	1273
	DBS128		1200	1640	740	961	1027
	DBS148		1400	1640	740	985	1063
	DBS168		1600	1640	740	1059	1137
	DBS188		1800	1640	740	1139	1251
		DBS124	Rounded 2-desk bench with cable port cutouts <i>(G6F0440 must be ordered)</i>	1200	1440	740	871
DBS144			1400	1440	740	953	1011
DBS164			1600	1440	740	991	1069
DBS184			1800	1440	740	1147	1261
DBS129			1200	1640	740	961	1027
DBS149			1400	1640	740	1031	1077
DBS169			1600	1640	740	1105	1217
DBS189			1800	1640	740	1183	1307
		DBS125	Rounded 2-desk bench with scoop backs	1200	1440	740	931
	DBS145		1400	1440	740	953	1031
	DBS165		1600	1440	740	1001	1079
	DBS185		1800	1440	740	1149	1261
	DBS12A		1200	1640	740	961	1051
	DBS14A		1400	1640	740	1041	1089
	DBS16A		1600	1640	740	1079	1191
	DBS18A		1800	1640	740	1195	1307
		DBS126	Rounded 2-desk bench with sliding desktops	1200	1440	740	1073
DBS146			1400	1440	740	1121	1187
DBS166			1600	1440	740	1189	1269
DBS12B			1200	1640	740	1179	1245
DBS14B			1400	1640	740	1219	1297
DBS16B			1600	1640	740	1309	1387
	DBS127	Rounded 2-desk bench with sliding desktops and scoop backs	1200	1440	740	1141	1219
	DBS147		1400	1440	740	1165	1245
	DBS167		1600	1440	740	1221	1299
	DBS12C		1200	1640	740	1179	1269
	DBS14C		1400	1640	740	1263	1309
	DBS16C		1600	1640	740	1343	1453


CODE	DESCRIPTION	G1: Band A MFC			G2: Band B MFC		
		WIDTH	DEPTH	HEIGHT	G1 (£)	G2 (£)	
DBS24G	Rounded single row 2-desk bench	2400	700	740	928	996	
DBS28G		2800	700	740	966	1034	
DBS32G		3200	700	740	1038	1118	
DBS36G		3600	700	740	1202	1314	
DBS243		2400	800	740	1001	1069	
DBS283		2800	800	740	1031	1107	
DBS323		3200	800	740	1103	1181	
DBS363		3600	800	740	1165	1277	
DBS24H	Rounded single row 2-desk bench with cable port cutouts <i>(G6F0440 must be ordered)</i>	2400	700	740	928	996	
DBS28H		2800	700	740	1012	1068	
DBS32H		3200	700	740	1062	1138	
DBS36H		3600	700	740	1202	1314	
DBS244		2400	800	740	1001	1069	
DBS284		2800	800	740	1075	1121	
DBS324		3200	800	740	1137	1251	
DBS364		3600	800	740	1209	1333	
DBS24J	Rounded single row 2-desk bench with scoop backs	2400	700	740	996	1076	
DBS28J		2800	700	740	1012	1090	
DBS32J		3200	700	740	1062	1138	
DBS36J		3600	700	740	1202	1314	
DBS245		2400	800	740	1001	1091	
DBS285		2800	800	740	1075	1121	
DBS325		3200	800	740	1137	1251	
DBS365		3600	800	740	1209	1333	






CODE	DESCRIPTION	WIDTH	DEPTH	HEIGHT	G1 (£)	G2 (£)
DBS246	Rounded 4-desk bench	2400	1440	740	1626	1762
DBS286		2800	1440	740	1702	1838
DBS326		3200	1440	740	1846	2006
DBS366		3600	1440	740	2174	2398
DBS24B		2400	1640	740	1793	1929
DBS28B		2800	1640	740	1853	2005
DBS32B		3200	1640	740	1997	2153
DBS36B		3600	1640	740	2121	2345
DBS247	Rounded 4-desk bench with cable port cutouts <i>(G6F0440 must be ordered)</i>	2400	1440	740	1626	1762
DBS287		2800	1440	740	1794	1906
DBS327		3200	1440	740	1894	2046
DBS367		3600	1440	740	2174	2398
DBS24C		2400	1640	740	1793	1929
DBS28C		2800	1640	740	1941	2033
DBS32C		3200	1640	740	2065	2293
DBS36C		3600	1640	740	2209	2457
DBS248	Rounded 4-desk bench with scoop backs	2400	1440	740	1762	1922
DBS288		2800	1440	740	1794	1950
DBS328		3200	1440	740	1894	2046
DBS368		3600	1440	740	2174	2398
DBS24D		2400	1640	740	1793	1973
DBS28D		2800	1640	740	1941	2033
DBS32D		3200	1640	740	2065	2293
DBS36D		3600	1640	740	2229	2457
DBS249	Rounded 4-desk bench with sliding desktops	2400	1440	743	2023	2159
DBS289		2800	1440	743	2119	2251
DBS329		3200	1440	743	2255	2415
DBS24E		2400	1640	743	2207	2339
DBS28E		2800	1640	743	2287	2443
DBS32E		3200	1640	743	2467	2623
DBS24A	Rounded 4-desk bench with sliding desktops and scoop backs	2400	1440	743	2159	2315
DBS28A		2800	1440	743	2207	2367
DBS32A		3200	1440	743	2299	2455
DBS24F		2400	1640	743	2207	2387
DBS28F		2800	1640	743	2375	2467
DBS32F		3200	1640	743	2535	2755




		G1: Band A MFC		G2: Band B MFC				
	CODE	DESCRIPTION	WIDTH	DEPTH	HEIGHT	G1 (£)	G2 (£)	
	DAA124	Rectangular desk	1200	700	740	517	551	
	DAA144		1400	700	740	530	564	
	DAA164		1600	700	740	560	600	
	DAA184		1800	700	740	648	698	
	DAA129		1200	800	740	549	583	
	DAA149		1400	800	740	569	603	
	DAA169		1600	800	740	606	646	
	DAA189		1800	800	740	630	675	
		DAA125	Rectangular desk with a cable port cutout <i>(G6F0440 must be ordered)</i>	1200	700	740	517	551
DAA145			1400	700	740	553	575	
DAA165			1600	700	740	577	617	
DAA185			1800	700	740	648	698	
DAA12A			1200	800	740	549	583	
DAA14A			1400	800	740	581	619	
DAA16A			1600	800	740	617	663	
DAA18A			1800	800	740	666	723	
		DAA126	Rectangular desk with scoop back	1200	700	740	544	584
	DAA146		1400	700	740	553	592	
	DAA166		1600	700	740	577	617	
	DAA186		1800	700	740	648	698	
	DAA12B		1200	800	740	549	600	
	DAA14B		1400	800	740	581	619	
	DAA16B		1600	800	740	617	663	
	DAA18B		1800	800	740	666	723	
		DAA127	Rectangular desk with sliding desktop	1200	700	743	619	653
DAA147			1400	700	743	639	672	
DAA167			1600	700	743	667	707	
DAA12C			1200	800	743	655	690	
DAA14C			1400	800	743	682	715	
DAA16C			1600	800	743	727	767	
	DAA128	Rectangular desk with sliding desktop and scoop back	1200	700	743	647	686	
	DAA148		1400	700	743	661	701	
	DAA168		1600	700	743	684	724	
	DAA12D		1200	800	743	651	701	
	DAA14D		1400	800	743	688	727	
	DAA16D		1600	800	743	733	777	







	CODE	DESCRIPTION	WIDTH	DEPTH	HEIGHT	G1 (£)	G2 (£)
	DAS123	Rectangular 2-desk bench	1200	1440	740	865	933
	DAS143		1400	1440	740	891	959
	DAS163		1600	1440	740	951	1031
	DAS183		1800	1440	740	1127	1227
	DAS128		1200	1640	740	941	1009
	DAS148		1400	1640	740	981	1049
	DAS168		1600	1640	740	1055	1135
	DAS188		1800	1640	740	1103	1193
		DAS124	Rectangular 2-desk bench with cable port cutouts <i>(G6F0440 must be ordered)</i>	1200	1440	740	865
DAS144			1400	1440	740	937	981
DAS164			1600	1440	740	985	1065
DAS184			1800	1440	740	1127	1227
DAS129			1200	1640	740	941	1009
DAS149			1400	1640	740	1005	1081
DAS169			1600	1640	740	1077	1169
DAS189			1800	1640	740	1175	1289
		DAS125	Rectangular 2-desk bench with scoop backs	1200	1440	740	919
	DAS145		1400	1440	740	937	1015
	DAS165		1600	1440	740	985	1065
	DAS185		1800	1440	740	1127	1227
	DAS12A		1200	1640	740	941	1043
	DAS14A		1400	1640	740	1005	1081
	DAS16A		1600	1640	740	1077	1169
	DAS18A		1800	1640	740	1175	1289
		DAS126	Rectangular 2-desk bench with sliding desktops	1200	1440	740	1069
DAS146			1400	1440	740	1109	1175
DAS166			1600	1440	740	1165	1245
DAS12B			1200	1640	740	1153	1223
DAS14B			1400	1640	740	1207	1273
DAS16B			1600	1640	740	1297	1377
	DAS127	Rectangular 2-desk bench with sliding desktops and scoop backs	1200	1440	740	1125	1203
	DAS147		1400	1440	740	1153	1233
	DAS167		1600	1440	740	1199	1279
	DAS12C		1200	1640	740	1145	1245
	DAS14C		1400	1640	740	1219	1297
	DAS16C		1600	1640	740	1309	1397








		G1: Band A MFC		G2: Band B MFC			
	CODE	DESCRIPTION	WIDTH	DEPTH	HEIGHT	G1 (£)	G2 (£)
	DAD12Z	Rectangular extension for single row 2-desk bench	1200	700	740	520	554
	DAD14Z		1400	700	740	533	567
	DAD16Z		1600	700	740	563	603
	DAD18Z		1800	700	740	651	701
	DAD124		1200	800	740	440	474
	DAD144		1400	800	740	460	494
	DAD164		1600	800	740	497	537
	DAD184		1800	800	740	521	566
	DAD12X	Rectangular extension for single row 2-desk bench with a cable port cutout (G6F0440 must be ordered)	1200	700	740	520	554
DAD14X		1400	700	740	556	578	
DAD16X		1600	700	740	580	620	
DAD18X		1800	700	740	651	701	
DAD125		1200	800	740	440	474	
DAD145		1400	800	740	472	510	
DAD165		1600	800	740	508	554	
DAD185		1800	800	740	557	614	
DAD12Y	Rectangular extension for single row 2-desk bench with scoop backs for wire management	1200	700	740	547	587	
DAD14Y		1400	700	740	556	595	
DAD16Y		1600	700	740	580	620	
DAD18Y		1800	700	740	651	701	
DAD126		1200	800	740	440	491	
DAD146		1400	800	740	472	510	
DAD166		1600	800	740	508	554	
DAD186		1800	800	740	557	614	

	CODE	DESCRIPTION	WIDTH	DEPTH	HEIGHT	G1 (£)	G2 (£)
	DAD127	Rectangular extension for desk benches	1200	1440	740	739	807
	DAD147		1400	1440	740	765	833
	DAD167		1600	1440	740	825	905
	DAD187		1800	1440	740	1001	1101
	DAD12C		1200	1640	740	792	860
	DAD14C		1400	1640	740	832	900
	DAD16C		1600	1640	740	906	986
	DAD18C		1800	1640	740	954	1044
	DAD128	Rectangular extension for desk benches with cable port cutouts (G6F0440 must be ordered)	1200	1440	740	739	807
DAD148		1400	1440	740	811	855	
DAD168		1600	1440	740	859	939	
DAD188		1800	1440	740	1001	1101	
DAD12D		1200	1640	740	792	860	
DAD14D		1400	1640	740	856	932	
DAD16D		1600	1640	740	928	1020	
DAD18D		1800	1640	740	1026	1140	
DAD129	Rectangular extension for desk benches with scoop backs	1200	1440	740	793	873	
DAD149		1400	1440	740	811	889	
DAD169		1600	1440	740	859	939	
DAD189		1800	1440	740	1001	1101	
DAD12E		1200	1640	740	792	894	
DAD14E		1400	1640	740	856	932	
DAD16E		1600	1640	740	928	1020	
DAD18E		1800	1640	740	1026	1140	
DAD12A	Rectangular extension for desk benches with sliding desktops	1200	1440	743	1013	1081	
DAD14A		1400	1440	743	1053	1119	
DAD16A		1600	1440	743	1109	1189	
DAD12F		1200	1640	743	1086	1156	
DAD14F		1400	1640	743	1140	1206	
DAD16F		1600	1640	743	1230	1310	
DAD12B	Rectangular extension for desk benches with sliding desktops and scoop backs	1200	1440	743	1069	1147	
DAD14B		1400	1440	743	1097	1177	
DAD16B		1600	1440	743	1143	1223	
DAD12G		1200	1640	743	1078	1178	
DAD14G		1400	1640	743	1152	1230	
DAD16G		1600	1640	743	1242	1330	

		G1: Band A MFC		G2: Band B MFC			
	CODE	DESCRIPTION	WIDTH	DEPTH	HEIGHT	G1 (£)	G2 (£)
	DBD12H	Rounded desk for integration with cabinet	1200	700	740	414	448
	DBD14H		1400	700	740	432	466
	DBD16H		1600	700	740	468	508
	DBD12L		1200	800	740	450	484
	DBD14L		1400	800	740	464	502
	DBD16L		1600	800	740	500	539
	DBD12I	Rounded desk with scoop backs for integration with cabinet (L/H)	1200	700	740	448	488
	DBD14I		1400	700	740	455	494
	DBD16I		1600	700	740	480	518
	DBD12Q		1200	800	740	450	495
	DBD14Q		1400	800	740	486	509
	DBD16Q		1600	800	740	517	574
	DBD12J	Rounded desk with scoop backs for integration with cabinet (R/H)	1200	700	740	448	488
	DBD14J		1400	700	740	455	494
	DBD16J		1600	700	740	480	518
	DBD12M		1200	800	740	450	495
	DBD14M		1400	800	740	486	509
	DBD16M		1600	800	740	517	574
	DBD12O	Rounded desk with a cable port cutout (G6F0440 must be ordered) for integration with cabinet (L/H)	1200	700	740	414	448
	DBD14O		1400	700	740	455	483
	DBD16O		1600	700	740	480	518
	DBD12W		1200	800	740	450	484
	DBD14W		1400	800	740	486	509
	DBD16W		1600	800	740	517	574
	DBD12K	Rounded desk with a cable port cutout (G6F0440 must be ordered) for integration with cabinet (R/H)	1200	700	740	414	448
	DBD14K		1400	700	740	455	483
	DBD16K		1600	700	740	480	518
	DBD12N		1200	800	740	450	484
	DBD14N		1400	800	740	486	509
	DBD16N		1600	800	740	517	574

	CODE	DESCRIPTION	WIDTH	DEPTH	HEIGHT	G1 (£)	G2 (£)
	DBD12P	Rounded 2-desk bench for integration with cabinet	1200	1440	740	759	827
	DBD14P		1400	1440	740	795	863
	DBD16P		1600	1440	740	867	947
	DBD12T		1200	1640	740	838	906
	DBD14T		1400	1640	740	866	942
	DBD16T		1600	1640	740	938	1016
	DBD12R	Rounded 2-desk bench with a cable port cutout (G6F0440 must be ordered) for integration with cabinet	1200	1440	740	759	827
	DBD14R		1400	1440	740	841	897
	DBD16R		1600	1440	740	891	967
	DBD12U		1200	1640	740	838	906
	DBD14U		1400	1640	740	910	956
	DBD16U		1600	1640	740	972	1086
	DBD12S	Rounded 2-desk bench with scoop backs for integration with cabinet	1200	1440	740	827	907
	DBD14S		1400	1440	740	841	919
	DBD16S		1600	1440	740	891	967
	DBD12V		1200	1640	740	838	928
	DBD14V		1400	1640	740	910	956
	DBD16V		1600	1640	740	972	1086

		G1: Band A MFC		G2: Band B MFC			
	CODE	DESCRIPTION	WIDTH	DEPTH	HEIGHT	G1 (£)	G2 (£)
	DAD12H	Rectangular desk for integration with cabinet	1200	700	740	409	443
	DAD14H		1400	700	740	421	455
	DAD16H		1600	700	740	451	491
	DAD12L		1200	800	740	433	467
	DAD14L		1400	800	740	452	486
	DAD16L		1600	800	740	489	529
	DAD12J	Rectangular desk with scoop backs for integration with cabinet	1200	700	740	436	476
	DAD14J		1400	700	740	444	483
	DAD16J		1600	700	740	468	508
	DAD12M		1200	800	740	433	484
	DAD14M		1400	800	740	464	502
	DAD16M		1600	800	740	500	546
	DAD12K	Rectangular desk with a cable port cutout (G6F0440 must be ordered) for integration with cabinet	1200	700	740	409	443
	DAD14K		1400	700	740	444	466
	DAD16K		1600	700	740	468	508
	DAD12N		1200	800	740	433	467
	DAD14N		1400	800	740	464	502
	DAD16N		1600	800	740	500	546
	DAD12P	Rectangular 2-desk bench for integration with cabinet	1200	1440	740	749	817
	DAD14P		1400	1440	740	773	841
	DAD16P		1600	1440	740	833	913
	DAD12T		1200	1640	740	804	872
	DAD14T		1400	1640	740	842	910
	DAD16T		1600	1640	740	916	996
	DAD12R	Rectangular 2-desk bench with a cable port cutouts (G6F0440 must be ordered) for integration with cabinet	1200	1440	740	749	817
	DAD14R		1400	1440	740	819	863
	DAD16R		1600	1440	740	867	947
	DAD12U		1200	1640	740	804	872
	DAD14U		1400	1640	740	866	942
	DAD16U		1600	1640	740	938	1030
	DAD12S	Rectangular 2-desk bench with scoop backs for integration with cabinet	1200	1440	740	803	883
	DAD14S		1400	1440	740	819	897
	DAD16S		1600	1440	740	867	947
	DAD12V		1200	1640	740	804	906
	DAD14V		1400	1640	740	866	942
	DAD16V		1600	1640	740	938	1030













		G1: Band A MFC		G2: Band B MFC			
	CODE	DESCRIPTION	WIDTH	DEPTH	HEIGHT	G1 (£)	G2 (£)
	G1B0514	Cabinet top	1800	400	25	128	173
	G1B0515	Open shelf unit (single-sided)	1800	400	380	313	414
	G1B0516	Open shelf unit (two-sided, R/H)	1800	400	380	313	414
	G1B0525	Open shelf unit (two-sided, L/H)	1800	400	380	313	414
	G1A0433	Open cabinet (with adjustable shelf, \ with cutout on right side (left side add unit)	900	400	565	456	523
	G1A0440	Open cabinet (with adjustable shelf, \ with cut-out in left side (right side add unit).	900	400	565	456	523
	G1A0426	Open cabinet (with adjustable shelf, with cut-out in right side and left side (middle unit).	900	400	565	456	523






Two W900mm cabinets must be ordered for each W1800mm workstation. G9A0165 metal frame with feet and DOZ001 cabinet top are made to fit combinations of two cabinets only. A cabinet top or shelf unit must be ordered to complete the workstation.

G1: Band A MFC Doors & Carcass		G3: Band A MFC Doors + Band B MFC Carcass							
G2: Band B MFC Doors + Band A MFC Carcass		G4: Band B MFC Doors & Carcass							
	CODE	DESCRIPTION	WIDTH	DEPTH	HEIGHT	G1 (£)	G2 (£)	G3 (£)	G4 (£)
	G1B0517	Shelf unit with sliding doors (single-sided)	1800	400	380	491	513	597	620
	G1B0518	Shelf unit with sliding doors (two-sided, R/H)	1800	400	380	491	513	597	620
	G1B0526	Shelf unit with sliding doors (two-sided, L/H)	1800	400	380	491	513	597	620
	G1B0519	Shelf unit with sliding doors and open bottom (single-sided)	1800	400	760	709	727	885	907
	G1B0520	Shelf unit with sliding doors (two-sided, R/H)	1800	400	760	913	958	1094	1149
	G1B0521	Shelf unit with sliding doors (two-sided, L/H)	1800	400	760	913	958	1094	1149
	G1A0436	Cabinet with 1 hinged door (not lockable, 1 adjustable shelf) and 2 drawers (bottom drawer for files; with central lock) (L/H)	900	420	565	865	881	949	960
	G1A0437	Cabinet with 1 hinged door (not lockable, 1 adjustable shelf) and 2 drawers (bottom drawer for files; with central lock) (R/H)	900	420	565	865	881	949	960
	G1A0434	Cabinet with sliding doors (with lock and 2 adjustable shelves)	900	400	565	669	681	743	753
	G1A0439	Cabinet with 1 hinged door (not lockable, 1 adjustable shelf) and 3 drawers (with central lock) (L/H)	900	420	565	898	915	982	994
	G1A0438	Cabinet with 1 hinged door (not lockable, 1 adjustable shelf) and 3 drawers (with central lock) (R/H)	900	420	565	898	915	982	994
	G1A0443	Cabinet with 1 hinged door (not lockable, 1 adjustable shelf) and 2 drawers (bottom drawer for files; with central lock) (L/H)	900	420	565	865	881	949	960

	CODE	DESCRIPTION	WIDTH	DEPTH	HEIGHT	G1 (£)	G2 (£)	G3 (£)	G4 (£)
	G1A0444	Cabinet with 1 hinged door (not lockable, 1 adjustable shelf) and 2 drawers (bottom drawer for files; with central lock) (R/H)	900	420	565	865	881	949	960
	G1A0441	Cabinet with sliding doors (with lock and 2 adjustable shelves)	900	400	565	669	681	743	753
	G1A0446	Cabinet with 1 hinged door (not lockable, 1 adjustable shelf) and 3 drawers (with central lock) (L/H)	900	420	565	898	915	982	994
	G1A0445	Cabinet with 1 hinged door (not lockable, 1 adjustable shelf) and 3 drawers (with central lock) (R/H)	900	420	565	898	915	982	994
	G1A0429	Cabinet with 1 hinged door (not lockable, 1 adjustable shelf) and 2 drawers (bottom drawer for files; with central lock) (L/H)	900	420	565	865	881	949	960
	G1A0430	Cabinet with 1 hinged door (not lockable, 1 adjustable shelf) and 2 drawers (bottom drawer for files; with central lock) (R/H)	900	420	565	865	881	949	960
	G1A0427	Cabinet with sliding doors (with lock and 2 adjustable shelves)	900	400	565	669	681	743	753
	G1A0432	Cabinet with 1 hinged door (not lockable, 1 adjustable shelf) and 3 drawers (with central lock) (L/H)	900	420	565	898	915	982	994
	G1A0431	Cabinet with 1 hinged door (not lockable, 1 adjustable shelf) and 3 drawers (with central lock) (R/H)	900	420	565	898	915	982	994
	CODE	DESCRIPTION	WIDTH	DEPTH	HEIGHT	RSP (£)			
	G1M0026	Metal frame with feet for W1800mm cabinets unit	1218	335	150	168			
G1: Berta / Bondai *		G2: Lucia / Austea *			G3: Synergy / Gabriel Velito Presto *				
	CODE	DESCRIPTION	WIDTH	DEPTH	HEIGHT	G1 (£)	G2 (£)	G3 (£)	
	G1Z0031	Fabric back panel for W900mm cabinet	896	482	22	115	120	165	

* Narbutas offer limited options from popular fabric ranges on their products - please see [Narbutas Fabrics List](#) for details

	CODE	DESCRIPTION	WIDTH	DEPTH	HEIGHT	RSP (£)
	G9A0035	Cable tray for W1200mm desk	832	145	102	125
	G9A0036	Cable tray for W1400mm desk	1032	145	102	135
	G9A0037	Cable tray for W1600mm desk	1232	145	102	150
	G9A0038	Cable tray for W1800mm desk	1432	145	102	157
	G9A0039	Cable tray for W1200mm desk bench	832	340	102	186
	G9A0040	Cable tray for W1400mm desk bench	1032	340	102	206
	G9A0041	Cable tray for W1600mm desk bench	1232	340	102	231
	G9A0042	Cable tray for W1800mm desk bench	1432	340	102	233
	G9A0043	Cable tray for W1200mm desk with sliding desktop	832	145	102	118
	G9A0044	Cable tray for W1400mm desk with sliding desktop	1032	145	102	122
	G9A0045	Cable tray for W1600mm desk with sliding desktop	1232	145	102	130
	G9A0046	Cable tray for W1800mm desk with sliding desktop	1432	145	102	140

	CODE	DESCRIPTION	WIDTH	DEPTH	HEIGHT	RSP (£)
	G9A0047	Cable tray for W1200mm desk bench with sliding desktops	832	340	102	166
	G9A0048	Cable tray for W1400mm desk bench with sliding desktops	1032	340	102	191
	G9A0049	Cable tray for W1600mm desk bench with sliding desktops	1232	340	102	215
	G9A0050	Cable tray for W1800mm desk bench with sliding desktops	1432	340	102	224
	G6F0440	Rounded metal desk cable port insert (flap)	322	127	26	99

Air

MFC desks

TECHNICAL INFO



An attractive feature of Air desks is the thin profile metal legs which convey a sense of lightness whilst maintaining stability and durability,

The minimalist form combines different textures and colours and is characterised by progressive structural design that creates a unique style.

Materials

Band A MFC

Whitened Oak (PA06)
Amber Oak (PA07)
White (PA01)
Dark Grey (PA03)
Pearl Grey (PA02)




Dark Grey (PA03) is not available on desktops

Band B MFC




Sand Ash (PA09)
Dark Walnut (PA10)
Grey Wood (PA08)
Cubanit Grey (PA04)
Black (PA05)

Frame Metal

Black (MA01)
Grey (MA02)
White (MA03)

		G1: Band A MFC		G2: Band B MFC			
	CODE	DESCRIPTION	WIDTH	DEPTH	HEIGHT	G1 (£)	G2 (£)
	DIA160	Desk	1600	800	740	787	832
	DIA180		1800	800	740	849	892
	DIA163	Desk with cable port	1600	800	740	815	847
	DIA183		1800	800	740	876	908
	DIS160	2 desk bench with cable ports and aluminium screen groove	1600	1600	740	1616	1827


G1: Band A MFC Desktop & Storage
 G2: Band B MFC Desktop + Band A MFC Storage
 G3: Band A MFC Desktop + Band B MFC Storage
 G4: Band B MFC Desktop & Storage





	CODE	DESCRIPTION	WIDTH	DEPTH	HEIGHT	G1 (£)	G2 (£)	G3 (£)	G4 (£)
	DIA162	Desk with cable flap and L/H open cupboard with 1 shelf	1600	800	740	845	876	871	902
	DIA182		1800	800	740	894	925	910	941
	DIA161	Desk with cable port and R/H open cupboard with 1 shelf	1600	1800	740	845	876	871	902
	DIA181		1800	800	740	894	925	910	941
	DIS164	2 desk bench with cable ports, aluminum screen groove and open cupboards with 1 shelf	1600	1600	740	1480	1524	1542	1586

G1: Band A MFC Desktop, Storage & Doors
 G2: Band B MFC Desktop & Storage + Band A MFC Doors
 G3: Band A MFC Desktop & Storage + Band B MFC Doors
 G4: Band B MFC Desktop, Storage & Doors

	CODE	DESCRIPTION	WIDTH	DEPTH	HEIGHT	G1 (£)	G2 (£)	G3 (£)	G4 (£)
	DIS161	Desk with cable port and L/H cabinet (2 drawers without lock, 2 shelves; 1 shelf under the desktop)	1600	1600	740	1953	1979	2044	2070
	DIS180		1800	1600	740	2002	2018	2093	2109
	DIS163	Desk with cable flaps and R/H cabinet (2 drawers without lock, 2 shelves; 1 shelf under the desktop)	1600	1600	740	1953	1979	2044	2070
	DIS181		1800	1600	740	2002	2018	2093	2109
	DIS201	Desk with extended top, cable port and L/H cabinet (2 drawers without lock, 2 shelves; 1 shelf under the desktop)	2000	1600	740	1979	2072	2070	2163
	DIS203	Desk with extended top, cable port and R/H cabinet (2 drawers without lock, 2 shelves; 1 shelf under the desktop)	2000	1600	740	1979	2072	2070	2163
	DIS162	2 desk bench with cable ports, aluminum screen groove and 2 cabinets (each with 2 drawers without lock, 2 shelves; 1 shelf under the desktop)	1600	3200	740	3696	3740	3878	3922
	DIS202	2-desk bench with extended top, cable ports for wire management, aluminum screen groove and 2 cabinets (each with 2 drawers without lock, 2 shelves; 1 shelf under the desktop)	2000	3200	740	3928	4112	4110	4294

G1: Band A MFC Storage & Doors
 G2: Band B MFC Storage + Band A MFC Doors
 G3: Band A MFC Storage + Band B MFC Doors
 G4: Band B MFC Storage & Doors

	CODE	DESCRIPTION	WIDTH	DEPTH	HEIGHT	G1 (£)	G2 (£)	G3 (£)	G4 (£)
	DIE200	Cabinet placed on bench (2 desks)	1600	400	855	852	900	895	943

	CODE	DESCRIPTION	WIDTH	DEPTH	HEIGHT	RSP (£)
	G6F0110	Fittings for desktop connection (2 pcs)	-	-	-	25
	G4B0102	White Plexiglas® desktop divider screen for W1600mm / W2000mm back-to-back benches	1300	-	314 (300)	221
	G4B0099	White Plexiglas® modesty panel for W1600mm / W2000mm desks	1300	-	300	220
	G4B0100	White Plexiglas® modesty panel for W1800mm desks	1500	-	300	249

Optima

MFC cantilever & panel leg desks

TECHNICAL INFO



OPTIMA C

A superb range of twin post cantilever leg desking.

This attractive range includes almost 30 different desk shapes and sizes to fit every situation. Quality 25mm MFC tops and modesty panels in a choice of 8 finishes.

Choose from white, grey or black legs and optional white or grey cable management leg inserts. The smart triple compartment vertical cable trunks simply push into the desk leg. We recommend use with modesty fix cable trays.

OPTIMA PLUS

A versatile range of well priced, traditionally styled panel leg office furniture.

25mm work tops with 2mm edging, solid 25mm leg and modesty panels with 8 MFC finishes to choose from.

Don't miss the complete range of matching Optima pedestals and storage (page 170) and meeting tables (page 130).

Materials

G1: Band A MFC

Whitened Oak (PA06)
Amber Oak (PA07)
White (PA01)
Pearl Grey (PA02)
Dark Grey (PA03)

G2: Band B MFC

Sand Ash (PA09)
Dark Walnut (PA10)
Grey Wood (PA08)
Cubanit Grey (PA04)
Black (J)



Metal

Black (MA01) - *Cantilever only*
Grey (MA02)
White (MA03) - *Cantilever only*

G1 Screen Fabric

Berta
Fidivi Bondai








G2 Screen Fabric*









Camira Lucia 
Audėjas Austea 










G3 Screen Fabric*











Gabriel Velito Presto
Step/Step Melange
Camira Synergy

 Sustainable / natural

	CODE	DESCRIPTION	WIDTH	DEPTH	HEIGHT	G1 (£)	G2 (£)
	DCA081	Straight cantilever desk	800	800	720	324	342
	DCA101		1000	800	720	346	370
	DCA121		1200	800	720	374	393
	DCA141		1400	800	720	396	419
	DCA161		1600	800	720	432	446
	DCA181		1800	800	720	455	497
	DCR122	R/H wave 1000 cantilever desk	1200	800/1000	720	413	436
	DCR142		1400	800/1000	720	439	477
	DCR162		1600	800/1000	720	461	503
	DCL122	L/H wave 1000 cantilever desk	1200	800/1000	720	414	438
	DCL142		1400	800/1000	720	439	477
	DCL162		1600	800/1000	720	461	503
	DCR141	R/H crescent cantilever desk	1400	800/1200	720	547	589
	DCR161		1600	800/1200	720	574	616
	DCR181		1800	800/1200	720	612	649
	DCL141	L/H crescent cantilever desk	1400	800/1200	720	547	589
	DCL161		1600	800/1200	720	574	616
	DCL181		1800	800/1200	720	612	649
	DCD081	Cantilever extension	800	600	720	266	275
	DCD101		1000	600	720	280	299
	DCD121		1200	600	720	315	329
	DCB120	Symmetrical corner desk	1200	600/1200	720	488	526

	CODE	DESCRIPTION	WIDTH	DEPTH	HEIGHT	G1 (£)	G2 (£)
	DZC180	180° meeting end, 4 fixed Ø50mm metal pole legs	1600	R 800	720	278	297
	DZC181	180° meeting end, 2 fixed Ø50mm metal pole legs	1600	R 800	720	298	317
	DZC183	180° desk end, 1 fixed Ø50mm metal pole leg	800	R 400	720	114	118
	DZC360	Bubble end for cantilever desk, 2 fixed Ø50mm metal pole legs	1000	1100	720	266	284
	DZC271	270° for 600mm end, 2 fixed Ø50mm metal pole legs	R 600	-	720	297	315
	DZC900	90° link, 2 fixed Ø50mm metal pole legs	R 800	-	720	241	251
	DZC901	90° link, 1 fixed Ø50mm metal pole leg	R 800	-	720	226	236
	OEVCR	Smart triple compartment vertical cable trunk, push fits into leg. Recommended to use with modesty fix cable trays WHITE ONLY	100	-	600	7	


	CODE	DESCRIPTION	WIDTH	DEPTH	HEIGHT	G1 (£)	G2 (£)
	DDA081	Straight panel leg desk	800	800	720	278	315
	DDA101		1000	800	720	300	343
	DDA121		1200	800	720	328	366
	DDA141		1400	800	720	350	392
	DDA161		1600	800	720	386	419
DDA181		1800	800	720	409	470	
	DDR122	R/H wave panel leg desk	1200	800/1000	720	367	409
	DDR142		1400	800/1000	720	393	450
	DDR162		1600	800/1000	720	415	476
	DDL122	L/H wave panel leg desk	1200	800/1000	720	368	411
	DDL142		1400	800/1000	720	393	450
	DDL162		1600	800/1000	720	415	476
	DDR141	R/H crescent panel leg desk	1400	800/1200	720	487	548
	DDR161		1600	800/1200	720	514	575
	DDR181		1800	800/1200	720	552	608
	DDL141	L/H crescent panel leg desk	1400	800/1200	720	487	548
	DDL161		1600	800/1200	720	514	575
	DDL181		1800	800/1200	720	552	608
	DDB120	Symmetrical linking corner	1200	600/1200	720	412	469
	DDD082	Panel leg extension, full depth	800	600	720	212	231
	DDD102		1000	600	720	226	255
	DDD122		1200	600	720	261	285
	DDD081	Panel leg extension, cut back	800	600	720	213	240
	DDD101		1000	600	720	227	264
	DDD121		1200	600	720	262	294
	DDC360	Bubble end for panel leg desk, 2 fixed Ø50mm metal pole legs	1000	1100	720	248	266

	CODE	DESCRIPTION	WIDTH	DEPTH	HEIGHT	G1 (£)	G2 (£)	G3 (£)
	DTK080	Return screen	800	22	415 (375)	145	242	264
	DTK081		800	22	515 (475)	160	261	284
	DTK120	Spine screen	1200	22	415 (375)	202	354	388
	DTK122		1200	22	515 (475)	207	353	393
	DTK140		1400	22	415 (375)	211	380	420
	DTK143		1400	22	515 (475)	221	390	429
	DTK160		1600	22	415 (375)	232	417	468
	DTK163		1600	22	515 (475)	237	429	485
	DTK180		1800	22	415 (375)	284	486	537
	DTK181		1800	22	515 (475)	303	517	562

Motion

Two & three stage standing bench desks

TECHNICAL INFO



The Motion system offers electric height adjustable bench desks designed for a flexible arrangement of workstations and a more dynamic working environment, available as single desks or bench desks.

You can adjust the height of the desk with a touch of a button or via Bluetooth remote control from your smartphone. The control panel also offers a reminder to alternate between sitting and standing positions and includes an anti-collision feature, the 3 level feet sensor will automatically stop the desk's movement if it senses an obstacle in its path.

Modus acoustic desk screens are double-sided allowing you to choose a combination of two different colours - an easy way to create your own individual workspace whilst still relating to your corporate office interior style

These desk screens can be combined with Modus or Modus Light acoustic panels which can be arranged to ensure both visual and acoustic comfort. Height adjustable or fixed height Modus acoustic desk screens offer both privacy and sound absorption sheltering users from general office noise.

Materials

Band A MFC

Whitened Oak (PA06)
Amber Oak (PA07)
White (PA01)
Pearl Grey (PA02)
Dark Grey (PA03)

Band B MFC

Sand Ash (PA09)
Dark Walnut (PA10)
Grey Wood (PA08)
Cubanit Grey (PA04)
Black (PA05)



Frame Metal

Black (MA01)
Grey (MA02)
White (MA03)

G1 Screen Fabric

Berta

G2 Screen Fabric*

Camira Lucia 
Audėjas Austea 


G3 Screen Fabric*

Gabriel Velito Presto
Camira Synergy
Step/Step Melange


Metal brackets

Black (MA01)
Grey (MA02)
White (MA03)


 Sustainable / natural



Straight back desktop









Scoop back desktop












Desktop with cable flap cutout

G1: Band A MFC + Control type BA / TA / TE
 G2: Band A MFC + Control type LA / MA
 G3: Band B MFC + Control type BA / TA / TE
 G4: Band B MFC + Control type LA / MA








	CODE	DESCRIPTION	WIDTH	DEPTH	HEIGHT	G1 (£)	G2 (£)	G3 (£)	G4 (£)
	DOA140	2 stage electric height adjustable desk with panel legs and straight back	1400	800	700-1200	2239	2318	2324	2403
	DOA160		1600	800	700-1200	2270	2349	2349	2428
	DOA180		1800	800	700-1200	2327	2406	2423	2502
	DOA141	2 stage electric height adjustable desk with panel legs and cable port cutout*	1400	800	700-1200	2245	2324	2335	2414
	DOA161		1600	800	700-1200	2275	2354	2366	2445
	DOA181		1800	800	700-1200	2332	2411	2428	2507
	DOA142	2 stage electric height adjustable desk with panel legs and scoop back	1400	800	700-1200	2245	2324	2335	2414
	DOA162		1600	800	700-1200	2275	2354	2371	2450
	DOA182		1800	800	700-1200	2332	2411	2428	2507
	DOS140	2 stage electric height adjustable 2 desk bench with straight back	1400	1680	700-1200	3864	4022	3966	4124
	DOS160		1600	1680	700-1200	3926	4084	4016	4174
	DOS180		1800	1680	700-1200	4040	4198	4164	4322
	DOS141	2 stage electric height adjustable 2 desk bench with cable port cutouts*	1400	1680	700-1200	3876	4034	3988	4146
	DOS161		1600	1680	700-1200	3936	4094	4050	4208
	DOS181		1800	1680	700-1200	4050	4208	4174	4332
	DOS142	2 stage electric height adjustable 2 desk bench with scoop back	1400	1680	700-1200	3876	4034	3988	4146
	DOS162		1600	1680	700-1200	3936	4094	4060	4218
	DOS182		1800	1680	700-1200	4050	4208	4174	4332

* Cable port insert (G6F0147) must be ordered









	CODE	DESCRIPTION	WIDTH	DEPTH	HEIGHT	G1 (£)	G2 (£)	G3 (£)	G4 (£)
	DOS143	2 stage electric height adjustable 2 desk bench with sliding desktop and straight back	1400	1680	700-1200	3944	4102	4046	4204
	DOS163		1600	1680	700-1200	4002	4160	4102	4260
	DOS144	2 stage electric height adjustable 2-desk bench with one open metal leg, one panel leg and straight back	1400	1680	700-1200	4216	4374	4362	4520
	DOS164		1600	1680	700-1200	4278	4436	4412	4570
	DOS184		1800	1680	700-1200	4392	4550	4560	4718
	DOS145	2 stage electric height adjustable 2-desk bench with one open metal leg, one panel leg and cable port cutouts*	1400	1680	700-1200	4228	4386	4384	4542
	DOS165		1600	1680	700-1200	4288	4446	4446	4604
	DOS185		1800	1680	700-1200	4402	4560	4570	4728
	DOS146	2 stage electric height adjustable 2-desk bench with one open metal leg, one panel leg and scoop back	1400	1680	700-1200	4228	4386	4384	4542
	DOS166		1600	1680	700-1200	4288	4446	4456	4614
	DOS186		1800	1680	700-1200	4402	4560	4570	4728
	DOS147	2 stage electric height adjustable 2-desk bench with one open metal leg, one panel leg, sliding desktop and straight back	1400	1680	700-1200	4296	4454	4442	4600
	DOS167		1600	1680	700-1200	4354	4512	4498	4656
	DOS148	2 stage electric height adjustable 2-desk bench with panel legs and straight back	1400	1680	700-1200	4568	4726	4758	4916
	DOS168		1600	1680	700-1200	4630	4788	4808	4966
	DOS188		1800	1680	700-1200	4744	4902	4956	5114
	DOS149	2 stage electric height adjustable 2-desk bench with panel legs and cable port cutouts*	1400	1680	700-1200	4580	4738	4780	4938
	DOS169		1600	1680	700-1200	4640	4798	4842	5000
	DOS189		1800	1680	700-1200	4754	4912	4966	5124
	DOS14A	2 stage electric height adjustable 2-desk bench with panel legs and scoop back	1400	1680	700-1200	4580	4738	4780	4938
	DOS16A		1600	1680	700-1200	4640	4798	4852	5010
	DOS18A		1800	1680	700-1200	4754	4912	4966	5124
	DOS14B	2 stage electric height adjustable 2-desk bench with panel legs, sliding desktop and straight back	1400	1680	700-1200	4648	4806	4838	4996
	DOS16B		1600	1680	700-1200	4706	4864	4894	5052

* Cable port insert (G6F0147) must be ordered

G1: Band A MFC + Control type BA / TA / TE
 G2: Band A MFC + Control type LA / MA
 G3: Band B MFC + Control type BA / TA / TE
 G4: Band B MFC + Control type LA / MA

	CODE	DESCRIPTION	WIDTH	DEPTH	HEIGHT	G1 (£)	G2 (£)	G3 (£)	G4 (£)
	DOA143	3 stage electric height adjustable desk with panel legs and straight back	1400	800	650-1300	2371	2450	2456	2535
	DOA163		1600	800	650-1300	2402	2481	2481	2560
	DOA183		1800	800	650-1300	2459	2538	2555	2634
	DOA144	3 stage electric height adjustable desk with panel legs and cable port cutout*	1400	800	650-1300	2377	2456	2467	2546
	DOA164		1600	800	650-1300	2407	2486	2498	2577
	DOA184		1800	800	650-1300	2464	2543	2560	2639
	DOA145	3 stage electric height adjustable desk with panel legs and scoop back	1400	800	650-1300	2377	2456	2467	2546
	DOA165		1600	800	650-1300	2407	2486	2503	2582
	DOA185		1800	800	650-1300	2464	2543	2560	2639
	DOS14C	3 stage electric height adjustable 2 desk bench with straight back	1400	1680	650-1300	4108	4266	4210	4368
	DOS16C		1600	1680	650-1300	4170	4328	4260	4418
	DOS18C		1800	1680	650-1300	4284	4442	4408	4566
	DOS14D	3 stage electric height adjustable 2 desk bench with cable port cutouts*	1400	1680	650-1300	4120	4278	4232	4390
	DOS16D		1600	1680	650-1300	4180	4338	4294	4452
	DOS18D		1800	1680	650-1300	4294	4452	4418	4576
	DOS14E	3 stage electric height adjustable 2 desk bench with scoop back	1400	1680	650-1300	4120	4278	4232	4390
	DOS16E		1600	1680	650-1300	4180	4338	4304	4462
	DOS18E		1800	1680	650-1300	4294	4452	4418	4576
	DOS14F	3 stage electric height adjustable 2 desk bench with sliding desktop and straight back	1400	1680	650-1300	4188	4346	4290	4448
	DOS16F		1600	1680	650-1300	4246	4404	4346	4504




* Cable port insert (G6F0147) must be ordered


	CODE	DESCRIPTION	WIDTH	DEPTH	HEIGHT	G1 (£)	G2 (£)	G3 (£)	G4 (£)
	DOS14G	3 stage electric height adjustable 2-desk bench with one open metal leg, one panel leg and straight back	1400	1680	650-1300	4460	4618	4595	4753
	DOS16G		1600	1680	650-1300	4522	4680	4645	4803
	DOS18G		1800	1680	650-1300	4636	4794	4793	4951
	DOS14H	3 stage electric height adjustable 2-desk bench with one open metal leg, one panel leg and cable port cutouts*	1400	1680	650-1300	4472	4630	4617	4775
	DOS16H		1600	1680	650-1300	4532	4690	4679	4837
	DOS18H		1800	1680	650-1300	4646	4804	4803	4961
	DOS14J	3 stage electric height adjustable 2-desk bench with one open metal leg, one panel leg and scoop back	1400	1680	650-1300	4472	4630	4617	4775
	DOS16J		1600	1680	650-1300	4532	4690	4689	4847
	DOS18J		1800	1680	650-1300	4646	4804	4803	4961
	DOS14K	3 stage electric height adjustable 2-desk bench with one open metal leg, one panel leg, sliding desktop and straight back	1400	1680	650-1300	4540	4698	4675	4833
	DOS16K		1600	1680	650-1300	4598	4756	4731	4889
	DOS14L	3 stage electric height adjustable 2-desk bench with panel legs and straight back	1400	1680	650-1300	4812	4970	4980	5138
	DOS16L		1600	1680	650-1300	4874	5032	5030	5188
	DOS18L		1800	1680	650-1300	4988	5146	5178	5336
	DOS14M	3 stage electric height adjustable 2-desk bench with panel legs and cable port cutouts*	1400	1680	650-1300	4824	4982	5002	5160
	DOS16M		1600	1680	650-1300	4884	5042	5064	5222
	DOS18M		1800	1680	650-1300	4998	5156	5188	5346
	DOS14N	3 stage electric height adjustable 2-desk bench with panel legs and scoop back	1400	1680	650-1300	4824	4982	5002	5160
	DOS16N		1600	1680	650-1300	4884	5042	5074	5232
	DOS18N		1800	1680	650-1300	4998	5156	5188	5346
	DOS14P	3 stage electric height adjustable 2-desk bench with panel legs, sliding desktop and straight back	1400	1680	650-1300	4892	5050	5060	5218
	DOS16P		1600	1680	650-1300	4950	5108	5116	5274





* Cable port insert (G6F0147) must be ordered


Motion screens can be upholstered in a different colour on each side, however it must be from the same fabric range. G4F0024 must be ordered if central cable tray is not ordered.

G1: Berta *
G2: Austea / Lucia *
G3: Velito Presto / Synergy / Step/Step Melange *

	CODE	DESCRIPTION	WIDTH	DEPTH	HEIGHT	G1 (£)	G2 (£)	G3 (£)
	APK120	Desktop screen for W1200mm single desk	1200	42	740 (660)	309	379	429
	APK140	Desktop screen for W1400mm single desk	1400	42	740 (660)	329	394	439
	APK160	Desktop screen for W1600mm single desk	1600	42	740 (660)	367	442	488
	APK180	Desktop screen for W1800mm single desk	1800	42	740 (660)	549	669	748
	APK141	Double sided acoustic screen (class C) for W1400mm 2 stage bench	1400	42	600 (515)	388	472	517
	APK161	Double sided acoustic screen (class C) for W1600mm 2 stage bench	1600	42	600 (515)	407	496	547
	APK181	Double sided acoustic screen (class C) for W1800mm 2 stage bench	1800	42	600 (515)	460	556	629
	G4E0037	Double sided acoustic screen (class C) for W1400mm 2 stage bench	1400	46	600 (515)	414	493	555
G4E0038	Double sided acoustic screen (class C) for W1600mm 2 stage bench	1600	46	600 (515)	447	548	604	
G4E0039	Double sided acoustic screen (class C) for W1800mm 2 stage bench	1800	46	600 (515)	762	937	1043	
	APK142	Double sided acoustic screen (class C) for W1400mm 3 stage bench	1400	42	740 (660)	442	532	588
	APK162	Double sided acoustic screen (class C) for W1600mm 3 stage bench	1600	42	740 (660)	646	792	889
	APK182	Double sided acoustic screen (class C) for W1800mm 3 stage bench	1800	42	740 (660)	750	908	1015
	G4E0040	Double sided acoustic screen (class C) for W1400mm 3 stage bench	1400	46	740 (660)	483	596	664
	G4E0041	Double sided acoustic screen (class C) for W1600mm 3 stage bench	1600	46	740 (660)	683	829	930
	G4E0042	Double sided acoustic screen (class C) for W1800mm 3 stage bench	1800	46	740 (660)	911	1130	1260

	CODE	DESCRIPTION	WIDTH	DEPTH	HEIGHT	RSP (£)
	G4F0024	Metal fittings for mounting Modus screens on Motion back-to-back bench (only required if central cable tray is not ordered)	62	60	128	63

	CODE	DESCRIPTION	WIDTH	DEPTH	HEIGHT	RSP (£)
	G6F0392	Set of desks connecting components	230	30	60	48
	G9A0014	Central cable tray for W1400mm desk/bench - attached to the leg's connection	1200	140	76	160
	G9A0015	Central cable tray for W1600mm desk/bench - attached to the leg's connection	1400	140	76	184
	G9A0016	Central cable tray for W1800mm desk/bench - attached to the leg's connection	1600	140	76	202

	CODE	DESCRIPTION	WIDTH	DEPTH	HEIGHT	RSP (£)
	G6F0147	Cable port insert (flap) for 300 x 112 cut-out Available in White, Grey, Black and Dark Grey (metal)	320	130	25	99

Height in brackets is screen height above the desktop, with the desktop at its lowest position.

* Narbutas offer limited options from popular fabric ranges on their products - please see Fabrics section at back of price list for details
 Modus screens can be upholstered in a different colour on each side, however it must be from the same fabric range.

Reception

Reception desks

Reception panels





Domino reception desk

Domino

Reception desk system

TECHNICAL INFO



Domino is a unique piece of furniture that will enable you to create workplace solutions tailored to your needs.

A large choice of fabrics, colours and sizes offers an endless range of combinations. The Domino base is available in 9 different options and acts as a base for matching different colours and textures. 2 available thicknesses of exterior panels (18mm and 31mm) adds character to the pattern being created.

Panels are available in a choice of melamine, natural veneer, or upholstered in a range of fabrics.

Materials

Band A MFC

Whitened Oak (PA06)
Amber Oak (PA07)
White (PA01)
Pearl Grey (PA02)
Dark Grey (PA03)

Band B MFC

Sand Ash (PA09)
Dark Walnut (PA10)
Grey Wood (PA08)
Cubanit Grey (PA04)
Black (PA05)



Band A Veneer

Oak (NA01)
Ash stained Black (NC01)
Walnut (NA03)
Ash (NA04)

Band B Veneer


Ash stained Dark Brown (NC02)
Walnut stained Grey (NC03)

Fabric*

Audéjas Austea 
Step/Step Melange
Gabriel Velito
Camira Synergy
Gabriel Cyber 



 Sustainable / natural

Step 1 U-shape carcass





G1: Band A MFC		G2: Band B MFC			G3: Band A Veneer			G3: Band B Veneer		
	CODE	DESCRIPTION	WIDTH	DEPTH	HEIGHT	G1 (£)	G2 (£)	G3 (£)	G4 (£)	
	RMS220	Reception unit U-shaped carcass (without desks), MFC or veneer top, inner and plinth <i>Requires side and front panels</i>	2200	1040	1100	2281	2550	4225	4882	
	RMS320		3200	1040	1100	2873	3216	5266	6252	
	RMS360		3600	1040	1100	3049	3403	5622	6564	





Step 2 U-shape fabric side panels

(both required)



G1: Austea / Step/Step Melange				G2: Velito / Synergy / Cyber			
	CODE	DESCRIPTION	WIDTH	DEPTH	HEIGHT	G1 (£)	G2 (£)
	G4G0012	Fabric side panel for U-shaped reception unit carcass <i>Required</i>	1040	400	972	405	510
	RMK200	Fabric side panel for reception unit carcass <i>Required</i>	1040	200	972	904	1141

Step 3 Fabric or MFC front panels

G1: Band A MFC		G2: Band B MFC			G3: Band A Veneer			G3: Band B Veneer		
	CODE	DESCRIPTION	WIDTH	DEPTH	HEIGHT	G1 (£)	G2 (£)	G3 (£)	G4 (£)	
	G4G0013	MFC/veneer front panel for reception unit carcass	200	18	972	55	67	99	116	
	G4G0014		400	18	972	80	96	162	191	
	G4G0015		600	18	972	105	133	227	265	
	G4G0016		800	18	972	126	171	281	336	



G1: Austea / Step/Step Melange				G2: Velito / Synergy / Cyber			
	CODE	DESCRIPTION	WIDTH	DEPTH	HEIGHT	G1 (£)	G2 (£)
	G4G0001	W200mm fabric front panel for reception unit carcass	200	18	972	108	130
	G4G0005		200	31	972	132	181
	G4G0002	W400mm fabric front panel for reception unit carcass	400	18	972	147	185
	G4G0006		400	31	972	189	239
	G4G0003	W600mm fabric front panel for reception unit carcass	600	18	972	234	300
	G4G0007		600	31	972	311	411
	G4G0004	W800mm fabric front panel for reception unit carcass	800	18	972	360	487
	G4G0008		800	31	972	383	499

Step 1 L-shape carcass, L/H or R/H





G1: Band A MFC		G2: Band B MFC			G3: Band A Veneer			G3: Band B Veneer		
	CODE	DESCRIPTION	WIDTH	DEPTH	HEIGHT	G1 (£)	G2 (£)	G3 (£)	G4 (£)	
	RMS200	Reception unit L-shaped L/H carcass (without desks), MFC or veneer top, inner and plinth <i>Requires side and front panels</i>	2035	1040	1100	1696	1898	3194	3690	
	RMS300		3035	1040	1100	2268	2542	4184	4841	
	RMS340		3435	1040	1100	2441	2749	4534	5306	
	RMS201	Reception unit L-shaped R/H carcass (without desks), MFC or veneer top, inner and plinth <i>Requires side and front panels</i>	2035	1040	1100	1669	1866	3111	3602	
	RMS301		3035	1040	1100	2274	2548	4189	4846	
	RMS341		3435	1040	1100	2447	2755	4540	5306	





Step 2 L-shape fabric side panels

(both required)

G1: Austea / Step/Step Melange				G2: Velito / Synergy / Cyber					
	CODE	DESCRIPTION	WIDTH	DEPTH	HEIGHT	G1 (£)	G2 (£)		
	G4G0012	Fabric side panel for L-shaped reception unit carcass <i>Required</i>	182	435	972	405	510		
	RMK200	Fabric side panel for reception unit carcass <i>Required</i>	1040	200	972	904	1141		

Step 3 Fabric or MFC front panels

G1: Band A MFC		G2: Band B MFC			G3: Band A Veneer			G3: Band B Veneer		
	CODE	DESCRIPTION	WIDTH	DEPTH	HEIGHT	G1 (£)	G2 (£)	G3 (£)	G4 (£)	
	G4G0013	MFC/veneer front panel for reception unit carcass	200	18	972	55	67	99	116	
	G4G0014		400	18	972	80	96	162	191	
	G4G0015		600	18	972	105	133	227	265	
	G4G0016		800	18	972	126	171	281	336	

G1: Austea / Step/Step Melange				G2: Velito / Synergy / Cyber					
	CODE	DESCRIPTION	WIDTH	DEPTH	HEIGHT	G1 (£)	G2 (£)		
	G4G0001	W200mm fabric front panel for reception unit carcass	200	18	972	108	130		
	G4G0005		200	31	972	132	181		
	G4G0002	W400mm fabric front panel for reception unit carcass	400	18	972	147	185		
	G4G0006		400	31	972	189	239		
	G4G0003	W600mm fabric front panel for reception unit carcass	600	18	972	234	300		
	G4G0007		600	31	972	311	411		
	G4G0004	W800mm fabric front panel for reception unit carcass	800	18	972	360	487		
	G4G0008		800	31	972	383	499		

Tera

Reception desk system

TECHNICAL INFO



Tera modular reception furniture system offers various combinations of modules in different forms and sizes and is ideal for reception areas of various offices.

Individual segments are easily combined together to create a sleek unified form. The thin panel breaks help to maintain a lightweight feel.

Materials

Band A MFC

Whitened Oak (PA06)
Amber Oak (PA07)
White (PA01)
Dark Grey (PA03)
Pearl Grey (PA02)

Band B MFC

Sand Ash (PA09)
Dark Walnut (PA10)
Grey Wood (PA08)
Cubanit Grey (PA04)
Black (PA05)

Band A HPL

Dark Grey (H57)
White (HA19)


Band B HPL

Grey (HA01)
Cappuccino (HA02)







Metal





Dark Grey (MA04)
White (MA03)



G1: Band A MFC Top & Sides
 G2: Band B MFC Top + Band A MFC Sides
 G3: Band A MFC Top + Band B MFC Sides
 G4: Band B MFC Top & Sides
 G5: Band A MFC Top + HPL Sides
 G6: Band B MFC Top + HPL Sides




	CODE	DESCRIPTION	WIDTH	DEPTH	HEIGHT	G1 (£)	G2 (£)	G3 (£)	G4 (£)	G5 (£)	G6 (£)
	RVS300	Reception unit with desks and fixed pedestals (2 seats)	3000	893	1115	3815	4453	4053	4691	5571	6209
	RVA091	Tabletop with upper unit and modesty panel (central unit)	900	893	1115	728	954	801	1027	1262	1488
	RVA111		1150	893	1115	872	1142	950	1220	1490	1760
	RVA151		1500	893	1115	1062	1381	1169	1488	1821	2140
	RVA093	Tabletop with modesty panel (central unit)	900	841	750	499	645	544	690	835	981
	RVA113		1150	841	750	619	793	664	838	1007	1181
	RVA153		1500	841	750	725	933	799	1007	1213	1421
	RVA092	Tabletop with upper unit and modesty panel (R/H or L/H end unit)	900	893	1115	761	987	834	1060	1295	1521
	RVA112		1150	893	1115	905	1175	983	1253	1523	1793
	RVA152		1500	893	1115	1095	1414	1202	1521	1854	2173
	RVA094	Tabletop with modesty panel (R/H or L/H end unit)	900	841	750	532	678	577	723	868	1014
	RVA114		1150	841	750	652	826	697	871	1040	1214
	RVA154		1500	841	750	758	966	832	1040	1246	1454

G1: Band A MFC Top + Band A HPL Sides
 G2: Band B MFC Top + Band A HPL Sides
 G3: Band A MFC Top + Band B HPL Sides
 G4: Band B MFC Top + Band B HPL Sides

	CODE	DESCRIPTION	WIDTH	DEPTH	HEIGHT	G1 (£)	G2 (£)	G3 (£)	G4 (£)
	RVS335	Curve shaped reception unit with desk (1 seat)	3350	1100	1115	8862	9820	10222	11180
	RVS260	Curve shaped corner reception unit with desks (1-2 seats). Can be assembled as R/H or L/H	2600	2000	1115	6075	6964	7858	8747
	RVB901	90° tabletop with upper unit and modesty panel (central unit)	1100	-	1115	3705	4077	3749	4121
	RVB903	90° tabletop with modesty panel (central unit)	1048	-	750	3300	3503	3344	3547
	RVB902	90° tabletop with upper unit and modesty panel (R/H or L/H end unit)	1100	-	1115	3738	4110	3782	4154
	RVB904	90° tabletop with modesty panel (R/H or L/H end unit)	1048	-	750	3333	3536	3377	3580

		G1: Band A MFC	G2: Band B MFC			G3: Band A HPL		
	CODE	DESCRIPTION	WIDTH	DEPTH	HEIGHT	G1 (£)	G2 (£)	G3 (£)
	G4B0070	R/H lower side panel	396	16	650	104	110	183
	G4B0071	L/H lower side panel	396	16	650	104	110	183
	G4B0072	R/H upper side panel	347	16	305	72	78	112
	G4B0073	L/H upper side panel	347	16	305	72	78	112



		G1: Band A MFC	G2: Band B MFC				
	CODE	DESCRIPTION	WIDTH	DEPTH	HEIGHT	G1 (£)	G2 (£)
	G1A0013	Fixed pedestal (3 foil wrapped drawers incl. full extension file drawer suitable for A4 and foolscap filing, central locking)	312	546	711	575	603
	G1A0074	Fixed pedestal (4 foil wrapped drawers, central locking)	312	546	711	596	636

	CODE	DESCRIPTION	WIDTH	DEPTH	HEIGHT	RSP (£)
	RVZ001	Metal strip for connection of 2 high modesty panels	-	-	-	81
	G2Z0007	Metal strip for connection of 2 low modesty panels or 1 high and 1 low modesty panel	-	-	-	75
	G3B0005	Leg for supporting combinations	-	-	710	51

Ice

Reception desk

TECHNICAL INFO



Minimalistic design with subtle combinations

Depending on your vision for the interior, choose between a cozy melamine, or a luxurious veneer finish. Various front and top combinations are also available.

Using the same finish on the top, base and front will create a solid and minimalistic reception unit, which will be as clean and smooth as ice!

Alternatively, introducing a different-coloured top or decorative inserts will allow you to subtly reveal the elegance of this reception unit.

The Ice reception unit fits either one or two workstations, a perfect match for sit/stand or fixed-height desks.

Materials

- Band A MFC**
 Whitened Oak (PA06)
 Amber Oak (PA07)
 White (PA01)
 Pearl Grey (PA02)
 Dark Grey (PA03)

- Band B MFC**
 Sand Ash (PA09)
 Dark Walnut (PA10)
 Grey Wood (PA08)
 Cubanit Grey (PA04)
 Black (PA05)

- Band A Veneer**
 Oak (NA01)
 Ash stained Black (NC01)
 Walnut (NA03)
 Ash (NA04)

- Band B Veneer**
 Ash stained Dark Brown (NC02)
 Walnut stained Grey (NC03)

- Insert MFC**
 White (PA01)
 Black (PA05)

						G1: Band A MFC Panels & Top/Plinth		G4: Band B MFC Panels & Top/Plinth		G5: Band A Veneer Panels & Top/Plinth		G6: BandB Veneer Panels & Top/Plinth	
	CODE	DESCRIPTION	WIDTH	DEPTH	HEIGHT	G1 (£)	G2 (£)	G3 (£)	G4 (£)	G5 (£)	G6 (£)		
	RNS221	Reception unit with inserts for 1 x W1800mm desk	2204	1022	1100	3787	3901	4187	4301	5776	5501		
	RNS321	Reception unit with inserts for 2 x W1400mm desks	3214	1022	1100	4596	4752	5102	5258	7032	6638		
	RNS222	Reception unit for 1 x W1800mm desk	2204	1022	1100	3717	3831	4116	4230	5694	6277		
	RNS322	Reception unit for 2 x W1400mm desks	3214	1022	1100	4574	4730	5067	5223	6986	7697		

Cosy

Reception desk

TECHNICAL INFO




A first impression is a lasting impression and Cosy's contemporary curved lines give a confident, professional impression your visitors are sure to remember.

The clean, modern look with no sharp corners on the front make your office look welcoming yet sophisticated.

Materials


CPL / MFC
White (H70M1)

	CODE	DESCRIPTION	WIDTH	DEPTH	HEIGHT	RSP (£)
	RCS200	Reception unit with desk and 2 round cutouts for cable management	2000	800	1025	4081

Nova

Reception desk panels

TECHNICAL INFO



Straight, clean, stylish lines mark this simple but effective range of reception fronts to complement the Nova bench desking range.

Contrasting Plexiglas® lines define and break up the panels giving a pleasing effect to large or small runs of panels. Simply choose your Nova desks from the desking section and add the panels from here to create your complete reception unit.

Materials

Band A MFC

Whitened Oak (PA06)
Amber Oak (PA07)
White (PA01)
Dark Grey (PA03)
Pearl Grey (PA02)

Band B MFC

Sand Ash (PA09)
Dark Walnut (PA10)
Grey Wood (PA08)
Cubanite Grey (PA04)
Black (PA05)







Plexiglas®

White (SB01)
Orange (SB02)
Ice Blue (SB03)
Light Green (SB04)
Cherry (SB05)
Brown (SB06)





Metal

Dark Grey (MA04)
Black (MA01)
Grey (MA02)
White (MA03)

G1: Band A MFC Modesty Panel & Top
 G2: Band A MFC Modesty Panel + Band B MFC Top
 G3: Band B MFC Modesty Panel + Band A MFC Top
 G4: Band B MFC Modesty Panel & Top

	CODE	DESCRIPTION	WIDTH	DEPTH	HEIGHT	G1 (£)	G2 (£)	G3 (£)	G4 (£)
	RNS100	Full height modesty panel, front only	1600	935	1125	560	623	642	669
	RNS101		1800	935	1125	681	717	784	831
	RNS203		3200	935	1125	1442	1521	1622	1704
	RNS201	R/H full height modesty panel, front and one return side	3340	1735	1125	1991	2085	2253	2376
	RNS202	L/H full height modesty panel, front and one return side	3340	1735	1125	1981	2095	2252	2375
	RNS200	Full height modesty panel, front and both return sides	3470	935	1125	2211	2305	2498	2605


Desks ordered separately - see opposite

	CODE	DESCRIPTION	WIDTH	DEPTH	HEIGHT	G1: Band A MFC		G2: Band B MFC	
						G1 (£)	G2 (£)	G1 (£)	G2 (£)
	DNS328-U	2 desk inline bench with scoop backs for cable management <i>For use with RNS203, RNS201, RNS202, RNS200</i>	3200	800	740	982	1074		
	DNA165-U	Desk with scoop back cable management	1600	800	740	518	564		
	DNA185-U		1800	800	740	569	620		
	DNC080-U	Return unit	800	600	740	257	267		

Executive

Executive desks

Executive storage



Arqus executive desk

Arqus

Executive furniture

TECHNICAL INFO



Arqus is a collection of executive furniture with a modern luxury feel consisting of desks, meeting tables, wardrobes and cabinets. Arqus executive furniture has a modern aesthetic that appeals for its simplicity and elegance.

The sleek, subtly rounded shapes and lines of Arqus are reflected in every part of the furniture – in the shape of the legs and the chamfers of the tabletop or cabinets. The collection uses the highest quality materials – natural veneer and leather, symbolising luxury and refinement.

Choose a desk with a regular rectangular desktop or an asymmetric one, where the desktop tapers to the left or right. A fixed pedestal to the left or right of the desk with a height-adjustable shelf and drawers frees up desk space.

Thoughtful power solutions will allow you to have a comfortable place to work or hold meetings. Executive desks have built-in power socket blocks and meeting tables come with grommets and boxes for the power socket blocks of your choice.

Materials

G1: Veneer

Walnut (NA03)
Ash stained Black (NC01)
Ash (NA04)
Oak (NA01)

G2: Veneer









Ash stained Dark Brown (NC02)
Walnut stained Grey (NC03)









Frame Metal










Black (MA01)
White (MA03)
Grey (MA02)
Dark Grey (MA04)
Deep Bronze (MA05)





Leather Modesty Panel / Mat

Cappuccino (D97)
Dark Brown (D88)
Black (D81)

	CODE	DESCRIPTION	WIDTH	DEPTH	HEIGHT	G1 (£)	G2 (£)
	BAK001	Preconfigured single executive workstation with fixed R/H pedestal, box with built-in power socket block, modesty panel and leather table mat	2130	1830	760	7682	8442
	BAQ180	Executive desk. Rectangular desktop with grommet and box with built-in power socket block	1800	900	760	2934	3129
	BAQ200		2000	900	760	3099	3318
	BAQ220		2200	900	760	3276	3520
	BAQ190	Executive desk with fixed R/H pedestal. Rectangular desktop with grommet and box with built-in power socket block	1930	1830	760	6671	7362
	BAQ210		2130	1830	760	6836	7551
	BAQ230		2330	1830	760	7013	7753
	BAQ191	Executive desk with fixed L/H pedestal. Rectangular desktop with grommet and box with built-in power socket block	1930	1830	760	6596	7286
	BAQ211		2130	1830	760	6761	7475
	BAQ231		2330	1830	760	6938	7677
	BAQ181	Executive desk. Desktop (tapering to the left) with grommet and box with built-in power socket block	1800	1045	760	3115	3351
	BAQ201		2000	1062	760	3352	3616
	BAQ221		2200	1080	760	3527	3822
	BAQ182	Executive desk. Desktop (tapering to the right) with grommet and box with built-in power socket block	1800	1045	760	3116	3352
	BAQ202		2000	1062	760	3304	3569
	BAQ222		2200	1080	760	3574	3869
	BAQ192	Executive desk with fixed R/H pedestal. Desktop (tapering to the left) with grommet and box with built-in power socket block	1930	1830	760	6852	7584
	BAQ212		2130	1830	760	7089	7849
	BAQ232		2330	1830	760	7264	8055
	BAQ193	Executive desk with fixed L/H pedestal. Desktop (tapering to the right) with grommet and box with built-in power socket block	1930	1830	760	6778	7509
	BAQ213		2130	1830	760	6966	7726
	BAQ233		2330	1830	760	7236	8026

	CODE	DESCRIPTION	WIDTH	DEPTH	HEIGHT	RSP (£)
	G4B0104	Modesty panel for 1800mm length desk, symmetric	580	28	444	176
	G4B0105	Modesty panel for 2000mm length desk, symmetric	780	28	444	241
	G4B0106	Modesty panel for 2200mm length desk, symmetric	980	28	444	311
	G4B0107	Modesty panel for 1930mm length desk, asymmetric	580	28	444	207
	G4B0108	Modesty panel for 2130mm length desk, asymmetric	780	28	444	265
	G4B0109	Modesty panel for 2330mm length desk, asymmetric	980	28	444	326
	G9A0155	Leather table mat	888	520	8	328
	G1Z0046	File railing set for one bottom drawer	423	50	10	97

	CODE	DESCRIPTION	WIDTH	DEPTH	HEIGHT	G1 (£)	G2 (£)
	DAQ140	Cabinet with 2 doors, 1 fixed shelf and 1 height-adjustable shelf inside; push to open system	1400	450	760	2940	3349
	DAQ100	Wardrobe (L/H) with metal pull-out hanging rail and shelves	1000	450	1800	4555	5275
	DAQ101	Wardrobe (R/H) with metal pull-out hanging rail and shelves	1000	450	1800	4555	5275
	CAQ200	Meeting table (6 seats) with grommet and box for power socket block; rectangular tabletop	2000	1200	760	2815	3034
	CAQ240	Meeting table (8 seats) with 2 grommets and boxes for power socket blocks; rectangular tabletop	2400	1200	760	3700	3982
	CAQ280	Meeting table (8 seats) with 2 grommets and boxes for power socket blocks; boat-shaped tabletop	2800	1200	760	3984	4292
	CAQ320	Meeting table (10 seats) with 2 grommets and boxes for power socket blocks; rectangular tabletop	3200	1200	760	4410	4478
	CAQ420	Meeting table (12 seats) with 3 grommets and boxes for power socket blocks; rectangular tabletop	4200	1200	760	5718	6181
	CAQ201	Meeting table (6 seats) with grommet and box for power socket block; boat-shaped tabletop	2000	1292	760	2906	3147

	CODE	DESCRIPTION	WIDTH	DEPTH	HEIGHT	G1 (£)	G2 (£)
	CAQ241	Meeting table (8 seats) with 2 grommets and boxes for power socket blocks; boat-shaped tabletop	2400	1292	760	3852	4140
	CAQ281	Meeting table (8 seats) with 2 grommets and boxes for power socket blocks; boat-shaped tabletop	2800	1292	760	4218	4558
	CAQ321	Meeting table (10 seats) with 2 grommets and boxes for power socket blocks; boat-shaped tabletop	3200	1292	760	4528	4910
	CAQ421	Meeting table (12 seats) with 3 grommets and boxes for power socket blocks; boat-shaped tabletop	4200	1292	760	5950	6534

Move & Lead

Executive Desks / Storage

TECHNICAL INFO



Move & Lead is a minimalist, elegant and functional executive office furniture system for a modern leader. It helps to stay on the move and be active even at a work desk. Keep moving, stay healthy and productive.

The Move & Lead executive office furniture system combines the best in ergonomics and cutting-edge technology and is designed for active leaders. Height can be adjusted between 784mm and 1,378mm so the desk can be easily adapted to personal needs.

A distinct feature of Move & Lead executive furniture is its mature and minimalist design. Clean, elegant lines, smooth transitions and subtle combinations of materials are guaranteed to make a strong visual impact in any office. HPL Fenix finish, natural oak, ash or walnut veneer and polished stainless steel surfaces form a harmonious whole and create a sense of subtle luxury.

Materials

HPL Fenix

Black with black edge (H16B1)
Grey with grey edge (H17B3)

Band A Veneer




Walnut (NA03)
Ash stained Black (NC01)
Ash (NA04)
Oak (NA01)




Band B Veneer










Ash stained Dark Brown (NC02)
Walnut stained Grey (NC03)

MFC

Black (PA05)

G1: HPL Desktop / Sides + Band A Veneer Insides			G2: HPL Desktop / Sides + Band B Veneer Insides				
	CODE	DESCRIPTION	WIDTH	DEPTH	HEIGHT	G1 (£)	G2 (£)
	BVA180	Executive sit-stand desk (with built-in power socket block, grommet and cover for power socket)	1800	850	735-1300	12545	12960
	BVA200		2000	850	735-1300	12820	13304
	BVA181	Executive sit-stand desk (with built-in power socket block, grommet, cover for power socket and Qi wireless charging)	1800	850	735-1300	13234	13762
	BVA201		2000	850	735-1300	13501	14052
	BVA182	Executive fixed desk (with built-in power socket block, grommet and cover for power socket)	1800	850	740	6960	7309
	BVA202		2000	850	740	7211	7639
	BVA183	Executive fixed desk (with built-in power socket block, grommet, cover for power socket and Qi wireless charging)	1800	850	740	7634	7984
	BVA203		2000	850	740	7893	8259

G1: Band A Veneer Carcass + HPL Drawer / Leg			G2: Band B Veneer Carcass + HPL Drawer / Leg				
	CODE	DESCRIPTION	WIDTH	DEPTH	HEIGHT	G1 (£)	G2 (£)
	G1B0500	Fixed R/H pedestal	1000	350	580	2982	3281
	G1B0499	Fixed L/H pedestal	1000	350	580	2950	3248
	G1B0503	Pedestal with 2 drawers <i>IMPORTANT: This pedestal must be fixed either to the wall or any type of adjacent Move cupboard</i>	1600	350	580	3492	3846

G1: Band A Veneer Carcass + HPL Door			G2: Band B Veneer Carcass + HPL Door				
	CODE	DESCRIPTION	WIDTH	DEPTH	HEIGHT	G1 (£)	G2 (£)
	G1B0504	L/H wardrobe, 3 levels and hanging hook	400	450	1600	3479	3839
	G1B0505	R/H wardrobe, 3 levels and hanging hook	400	450	1600	3470	3830
	G1B0508	L/H wardrobe, 3 levels and metal pull-out hanging rail	600	450	1600	4032	4426
	G1B0509	R/H wardrobe, 3 levels and metal pull-out hanging rail	600	450	1600	4032	4426
	G1B0506	L/H cupboard, 5 levels	400	450	1600	3195	3481
	G1B0507	R/H cupboard, 5 levels	400	450	1600	3184	3471
	G1B0501	Wall mounted shelf	1200	350	128	1050	1134
	G1B0502		1600	350	128	1357	1446
	G1B0510	Shelving unit	2400	350	128	2029	2203
	G1B0511		3200	350	128	2709	2884
	G1Z0028	File railings EU/UK/US	423	50	10		115

Plana

Executive Desks / Tables / Storage

TECHNICAL INFO



Plana is a modern high-quality furniture collection. Straight lines, smooth running forms, warm, refined materials. Aesthetics and functionality create a sense of luxury.

The suspended pedestal storage and modesty panel give the desks a lightweight contemporary feel which is complemented by the open and airy shelf storage.

Materials

Band A MFC

Whitened Oak (PA06)
Amber Oak (PA07)
White (PA01)
Dark Grey (PA03)
Pearl Grey (PA02)

Band B MFC

Sand Ash (PA09)
Dark Walnut (PA10)
Grey Wood (PA08)
Cubanit Grey (PA04)
Black (PA05)

Band A Veneer

Ash (NA04)
Oak (NA01)
Walnut (NA03)
Ash stained Black (NC01)

Band B Veneer









Ash stained Dark Brown (NC02)
Walnut stained Grey (NC03)









Band A Metal

Dark Grey (MA04)
Black (MA01)
Deep Bronze (MA05)
Grey (MA02)
White (MA03)





Band B Metal

Chrome (MB01)



G1: Band A MFC Top + Band A Metal G2: Band A MFC Top + Band B Metal		G3: Band B MFC Top + Band A Metal G4: Band B MFC Top + Band B Metal							
	CODE	DESCRIPTION	WIDTH	DEPTH	HEIGHT	G1 (£)	G2 (£)	G3 (£)	G4 (£)
	BPA180/P1	R/H desk (with grommet and box for power module)	1800	900	750	2512	4605	2736	4858
	BPA220/P1		2200	900	750	2750	4794	3014	5086
	BPA181/P1	L/H desk (with grommet and box for power module)	1800	900	750	2512	4605	2736	4858
	BPA221/P1		2200	900	750	2750	4794	3014	5086
	BPA182/P1	R/H desk with modesty panel (with grommet and box for power module)	1800	900	750	2198	3943	2511	4285
	BPA222/P1		2200	900	750	2344	4106	2715	4506
	BPA183/P1	L/H desk with modesty panel (with grommet and box for power module)	1800	900	750	2198	3943	2511	4285
	BPA223/P1		2200	900	750	2344	4106	2715	4506
	BPD140/P1	Meeting extension for desk (attaches to the central part of desk)	1400	800	750	1037	1769	1111	1843
	CPM240/P1	Meeting table, 8 seats (with grommet and box for power module)	2400	1200	750	2859	5220	3056	5456
	CPM420/P1	Meeting table, 15 seats (with 2 grommets and boxes for power module)	4200	1200	750	4397	7435	4735	7761
	CPM120/P1	Round meeting table, 3 seats	Ø1200		750	1321	2361	1411	2451



G1: Band A Veneer Top + Band A Metal G2: Band A Veneer Top + Band B Metal		G3: Band B Veneer Top + Band A Metal G4: Band B Veneer Top + Band B Metal							
	CODE	DESCRIPTION	WIDTH	DEPTH	HEIGHT	G1 (£)	G2 (£)	G3 (£)	G4 (£)
	BPA180/P2	R/H desk (with grommet and box for power module)	1800	900	750	2917	5016	3063	5275
	BPA220/P2		2200	900	750	3194	5232	3357	5531
	BPA181/P2	L/H desk (with grommet and box for power module)	1800	900	750	2917	5016	3063	5275
	BPA221/P2		2200	900	750	3194	5232	3357	5531
	BPA182/P2	R/H desk with modesty panel (with grommet and box for power module)	1800	900	750	2794	4545	2996	4860
	BPA222/P2		2200	900	750	3047	4804	3278	5175
	BPA183/P2	L/H desk with modesty panel (with grommet and box for power module)	1800	900	750	2794	4545	2996	4860
	BPA223/P2		2200	900	750	3047	4804	3278	5175
	BPD140/P2	Meeting extension for desk (attaches to the central part of desk)	1400	800	750	1201	1933	1268	2000
	CPM240/P2	Meeting table, 8 seats (with grommet and box for power module)	2400	1200	750	3252	5647	3522	5895
	CPM420/P2	Meeting table, 15 seats (with 2 grommets and boxes for power module)	4200	1200	750	5093	8199	5613	8965
	CPM120/P2	Round meeting table, 3 seats	Ø1200		750	1546	2586	1624	2664

G1: Band A MFC Top + Band A Cupboard + Band A Metal **G3: Band A MFC Top + Band B Cupboard + Band A Metal**
G2: Band A MFC Top + Band A Cupboard + Band B Metal **G4: Band A MFC Top + Band B Cupboard + Band B Metal**





	CODE	DESCRIPTION	WIDTH	DEPTH	HEIGHT	G1 (£)	G2 (£)	G3 (£)	G4 (£)
	BPA200/P1	Desk with fixed R/H pedestal G1A0242 (with grommet and box for power module)	2040	1500	750	4316	6599	4547	6830
	BPA240/P1		2440	1500	750	4554	6788	4785	7019
	BPA201/P1	Desk with fixed L/H pedestal G1A0243 (with grommet and box for power module)	2040	1500	750	4316	6599	4547	6830
	BPA241/P1		2440	1500	750	4554	6788	4785	7019
	BPA202/P1	Desk with modesty panel and fixed R/H pedestal G1A0242 (with grommet and box for power module)	2040	1500	750	4002	5937	4233	6168
	BPA242/P1		2440	1500	750	4148	6100	4379	6331
	BPA203/P1	Desk with modesty panel and fixed L/H pedestal G1A0243 (with grommet and box for power module)	2040	1500	750	4002	5937	4233	6168
	BPA243/P1		2440	1500	750	4148	6100	4379	6331

G1: Band B MFC Top + Band A Cupboard + Band A Metal **G3: Band B MFC Top + Band B Cupboard + Band A Metal**
G2: Band B MFC Top + Band A Cupboard + Band B Metal **G4: Band B MFC Top + Band B Cupboard + Band B Metal**





	CODE	DESCRIPTION	WIDTH	DEPTH	HEIGHT	G1 (£)	G2 (£)	G3 (£)	G4 (£)
	BPA200/P2	Desk with fixed R/H pedestal G1A0242 (with grommet and box for power socket)	2040	1500	750	4540	6852	4771	7083
	BPA240/P2		2440	1500	750	4818	7080	5049	7311
	BPA201/P2	Desk with fixed L/H pedestal G1A0243 (with grommet and box for power socket)	2040	1500	750	4540	6852	4771	7083
	BPA241/P2		2440	1500	750	4818	7080	5049	7311

	CODE	DESCRIPTION	WIDTH	DEPTH	HEIGHT	G1 (£)	G2 (£)	G3 (£)	G4 (£)
	BPA202/P2	Desk with modesty panel and fixed R/H pedestal G1A0242 (with grommet and box for power socket)	2040	1500	750	4315	6279	4546	6510
	BPA242/P2		2440	1500	750	4519	6500	4750	6731
	BPA203/P2	Desk with modesty panel and fixed L/H pedestal G1A0243 (with grommet and box for power socket)	2040	1500	750	4315	6279	4546	6510
	BPA243/P2		2440	1500	750	4519	6500	4750	6731



G1: Band A Veneer Top + M1 / N1 / N3 MFC Cupboard + Band A Metal
G2: Band A Veneer Top + M1 / N1 / N3 MFC Cupboard + Band B Metal
G3: Band A Veneer Top + N2 MFC Cupboard + Band A Metal
G5: Band A Veneer Top & Cupboard + Band A Metal
G6: Band A Veneer Top & Cupboard + Band B Metal







	CODE	DESCRIPTION	WIDTH	DEPTH	HEIGHT	G1 (£)	G2 (£)	G3 (£)	G4 (£)	G5 (£)	G6 (£)
	BPA200/P3	Desk with fixed R/H pedestal G1A0242 (with grommet and box for power socket)	2040	1500	750	4721	7010	4952	7241	5914	8203
	BPA240/P3		2440	1500	750	4998	7226	5229	7457	6191	8419
	BPA201/P3	Desk with fixed L/H pedestal G1A0243 (with grommet and box for power socket)	2040	1500	750	4721	7010	4952	7241	5914	8203
	BPA241/P3		2440	1500	750	4998	7226	5229	7457	6191	8419
	BPA202/P3	Desk with modesty panel and fixed R/H pedestal G1A0242 (with grommet and box for power socket)	2040	1500	750	4598	6539	4829	6770	5791	7732
	BPA242/P3		2440	1500	750	4851	6798	5082	7029	6044	7991
	BPA203/P3	Desk with modesty panel and fixed L/H pedestal G1A0243 (with grommet and box for power socket)	2040	1500	750	4598	6539	4829	6770	5791	7732
	BPA243/P3		2440	1500	750	4851	6798	5082	7029	6044	7991

G1: Band A Veneer Top + M1 / N1 / N3 MFC Cupboard + Band A Metal
 G2: Band A Veneer Top + M1 / N1 / N3 MFC Cupboard + Band B Metal
 G2: Band A Veneer Top + N2 MFC Cupboard + Band A Metal
 G3: Band A Veneer Top + N2 MFC Cupboard + Band B Metal
 G5: Band A Veneer Top & Cupboard + Band A Metal
 G6: Band A Veneer Top & Cupboard + Band B Metal








	CODE	DESCRIPTION	WIDTH	DEPTH	HEIGHT	G1 (£)	G2 (£)	G3 (£)	G4 (£)	G5 (£)	G6 (£)
	BPA200/P4	Desk with fixed R/H pedestal G1A0242 (with grommet and box for power socket)	2040	1500	750	4867	7269	5098	7500	6521	8923
	BPA240/P4		2440	1500	750	5161	7525	5392	7756	6815	9179
	BPA201/P4	Desk with fixed L/H pedestal G1A0243 (with grommet and box for power socket)	2040	1500	750	4867	7269	5098	7500	6521	8923
	BPA241/P4		2440	1500	750	5161	7525	5392	7756	6815	9179
	BPA202/P4	Desk with modesty panel and fixed R/H pedestal G1A0242 (with grommet and box for power socket)	2040	1500	750	4800	6854	5031	7085	6454	8508
	BPA242/P4		2440	1500	750	5082	7169	5313	7400	6736	8823
	BPA203/P4	Desk with modesty panel and fixed L/H pedestal G1A0243 (with grommet and box for power socket)	2040	1500	750	4800	6854	5031	7085	6454	8508
	BPA243/P4		2440	1500	750	5082	7169	5313	7400	6736	8823

G1: Band A MFC Carcass & Doors
 G2: Band A MFC Carcass + Band B MFC Doors
 G3: Band B MFC Carcass + Band A MFC Doors
 G4: Band B MFC Carcass & Doors

	CODE	DESCRIPTION	WIDTH	DEPTH	HEIGHT	G1 (£)	G2 (£)	G3 (£)	G4 (£)
	G1A0242/P1	Pedestal (1 pull-out drawer on the left; 2 drawers on the right, upper drawer lined with genuine leather)	900	600	517	1659	1688	1839	1867
	G1A0243/P1	Pedestal (1 pull-out drawer on the right; 2 drawers on the left, upper drawer lined with genuine leather)	900	600	517	1654	1683	1835	1863

	CODE	DESCRIPTION	WIDTH	DEPTH	HEIGHT	G1 (£)	G2 (£)	G3 (£)	G4 (£)	G5 (£)	G6 (£)
	G1A0244/P1	Pedestal (2 shelves on the left; 2 drawers on the right, upper drawer lined with genuine leather)	1200	600	517	1726	1754	1923	1962		
	G1A0245/P1	Pedestal (2 shelves on the right; 2 drawers on the left, upper drawer lined with genuine leather)	1200	600	517	1726	1754	1923	1962		
<p>G1: M1 / N1 / N3 MFC Carcass + Band A Veneer Doors G2: N2 MFC Carcass + Band A Veneer Doors G3: Band A Veneer Carcass & Doors</p> <p>G4: M1 / N1 / N3 MFC Carcass + Band B Veneer Doors G2: N2 / J4 MFC Carcass + Band B Veneer Doors G3: Band B Veneer Carcass & Doors</p>											
	CODE	DESCRIPTION	WIDTH	DEPTH	HEIGHT	G1 (£)	G2 (£)	G3 (£)	G4 (£)	G5 (£)	G6 (£)
	G1A0242/P2	Pedestal (1 pull-out drawer on the left; 2 drawers on the right, upper drawer lined with genuine leather)	900	600	517	2003	2053	2880	2087	2132	3291
	G1A0243/P2	Pedestal (1 pull-out drawer on the right; 2 drawers on the left, upper drawer lined with genuine leather)	900	600	517	1998	2048	2875	2083	2127	3286
	G1A0244/P2	Pedestal (2 shelves on the left; 2 drawers on the right, upper drawer lined with genuine leather)	1200	600	517	2119	2198	3026	2193	2250	3413
	G1A0245/P2	Pedestal (2 shelves on the right; 2 drawers on the left, upper drawer lined with genuine leather)	1200	600	517	2119	2198	3026	2193	2250	3413

G1: Band A MFC Carcass, Shelves, Doors & Back Panel
 G2: Band A MFC Carcass & Shelves + Band B MFC Doors & Back Panel
 G3: Band B MFC Carcass & Shelves + Band A MFC Doors & Back Panel
 G4: Band B MFC Carcass, Shelves, Doors & Back Panel

	CODE	DESCRIPTION	WIDTH	DEPTH	HEIGHT	G1 (£)	G2 (£)	G3 (£)	G4 (£)
	BPE090/P1	Bookcase, 3 levels	900	400	814	436	470	543	577
	BPE091/P1	Bookcase, 4 levels	900	400	1190	604	655	756	807
	BPE092/P1	Bookcase, 6 levels	900	400	1942	925	986	1149	1210
	BPE093/P1	Cupboard, 3 levels (without lock)	900	400*	814	536	564	671	699
	BPE094/P1	Cupboard, 4 levels (without lock)	900	400*	1190	1013	1075	1193	1255
	BPE095/P1	Cupboard, 6 levels (push to open function, without lock)	900	400*	1942	1629	1719	1917	2007
	BPE096/P1	Wardrobe (metal pull-out hanging rail and 1 upper shelf on the left; 5 shelves on the right; push to open function; without lock)	900	400*	1942	1668	1758	1971	2061

G1: M1 / N1 / N3 MFC Carcass + Band A Veneer Doors
 G2: N2 MFC Carcass + Band A Veneer Doors
 G3: Band A Veneer Carcass & Doors

G4: M1 / N1 / N3 MFC Carcass + Band B Veneer Doors
 G2: N2 / J4 MFC Carcass + Band B Veneer Doors
 G3: Band B Veneer Carcass & Doors

	CODE	DESCRIPTION	WIDTH	DEPTH	HEIGHT	G1 (£)	G2 (£)	G3 (£)	G4 (£)	G5 (£)	G6 (£)
	BPE090/P2	Bookcase, 3 levels	900	400	814	700	807	1144	785	892	1342
	BPE091/P2	Bookcase, 4 levels	900	400	1190	986	1138	1609	1105	1257	1898
	BPE092/P2	Bookcase, 6 levels	900	400	1942	1527	1751	2499	1752	1976	3023
	BPE093/P2	Cupboard, 3 levels (without lock)	900	400*	814	806	941	1448	862	997	1711
	BPE094/P2	Cupboard, 4 levels (without lock)	900	400*	1190	1474	1654	2492	1632	1812	2993
	BPE095/P2	Cupboard, 6 levels (push to open function, without lock)	900	400*	1942	2377	2665	3992	2613	2901	4824
	BPE096/P2	Wardrobe (metal pull-out hanging rail and 1 upper shelf on the left; 5 shelves on the right; push to open function; without lock)	900	400*	1942	2416	2719	4036	2652	2955	4823

Motion Executive

Executive desks / storage

TECHNICAL INFO



Motion Executive is an electric sit-stand desk system, a combination of modern elegance and thoughtful functionality.

Panel legs hide the space under the desk giving more privacy. The feeling of elegance and sophistication is reinforced by the large desktop, designed for comfort.

Choose from 2 models: veneer looks elegant and is designed for those who appreciate a natural look. The top has a subtly chamfered edge, while side panels wrap the desk making it appear more united and stylish.

The MFC finish has no side panel and looks more simple and modest with ABS edging.

Create a desk to suit your interior with 38 finish combinations. The insert of the leg can be black or grey HPL Fenix or white HPL. For an MFC combination, choose from 8 finishes for the top, while the leg insert can be white, black or pearl grey. Additionally, you can order a modesty panel, matching the top.

Materials

Band A MFC

Whitened Oak (PA06)
Amber Oak (PA07)
White (PA01)
Pearl Grey (PA02)
Dark Grey (PA03)

Band B MFC

Sand Ash (PA09)
Dark Walnut (PA10)
Grey Wood (PA08)
Cubanite Grey (PA04)
Black (PA05)

Panel Leg Insert MFC

White (PA01)
Pearl Grey (PA02)
Black (PA05)

Band A Veneer

Ash (NA04)
Ash stained Black (NC01)
Oak (NA01)
Walnut (NA03)

Band B Veneer









Ash stained Dark Brown (NC02)
Ash stained Grey (NC03)


Panel Leg Insert HPL









White (HA19)
Black (HA09)
Grey (HA10)


Metal


Black (MA01)
White (MA03)
Grey (MA02) - *MFC desks only*


G1: Band A MFC Desktop + Panel Leg Insert			G2: Band B MFC Desktop + Panel Leg Insert				
	CODE	DESCRIPTION	WIDTH	DEPTH	HEIGHT	G1 (£)	G2 (£)
	DRA200	Executive electric height adjustable desk with grommet and box for cable management R/H	2000	900	700-1200	4051	4182
	DRA201	Executive electric height adjustable desk with L/H grommet and box for cable management	2000	900	700-1200	4051	4182
	DRA202	Executive electric height adjustable desk with R/H integrated sockets	2000	900	700-1200	5078	5209
	DRA203	Executive electric height adjustable desk with L/H integrated sockets	2000	900	700-1200	5078	5209
	DRB200	Executive height adjustable desk with R/H fixed pedestal with grommet and box for power socket	2000	1800	700-1200	6252	6510
	DRB201	Executive height adjustable desk with L/H fixed pedestal with grommet and box for power socket	2000	1800	700-1200	6252	6510
	DRB202	Executive height adjustable desk with R/H fixed pedestal with integrated sockets	2000	1800	700-1200	7293	7551
	DRB203	Executive height adjustable desk with L/H fixed pedestal with integrated sockets	2000	1800	700-1200	7293	7551

G1: Band A MFC			G2: Band B MFC				
	CODE	DESCRIPTION	WIDTH	DEPTH	HEIGHT	G1 (£)	G2 (£)
	DRZ180	Modesty panel (for melamine tables)	1728	16	350	132	155

G1: Band A Veneer Desktop + HPL Panel Leg Insert			G2: Band B Veneer Desktop + HPL Panel Leg Insert				
	CODE	DESCRIPTION	WIDTH	DEPTH	HEIGHT	G1 (£)	G2 (£)
	DRA204	Executive electric height adjustable desk with R/H grommet and box for cable management	2000	900	700-1200	6632	7022
	DRA205	Executive electric height adjustable desk with L/H grommet and box for cable management	2000	900	700-1200	6632	7022
	DRA206	Executive electric height adjustable desk with R/H integrated sockets	2000	900	700-1200	7631	8021
	DRA207	Executive electric height adjustable desk with L/H integrated sockets	2000	900	700-1200	7631	8021
	DRB204	Executive height adjustable desk with R/H fixed pedestal with grommet and box for power socket	2000	1800	700-1200	10841	11541
	DRB205	Executive height adjustable desk with L/H fixed pedestal with grommet and box for power socket	2000	1800	700-1200	10841	11541
	DRB206	Executive height adjustable desk with R/H fixed pedestal with integrated sockets	2000	1800	700-1200	11842	12542
	DRB207	Executive height adjustable desk with L/H fixed pedestal with integrated sockets	2000	1800	700-1200	11842	12542

G1: Band A Veneer / HPL			G2: Band B Veneer				
	CODE	DESCRIPTION	WIDTH	DEPTH	HEIGHT	G1 (£)	G2 (£)
	DRZ160	Modesty panel (for HPL/veneer tables)	1670	16	350	597	650

G1: Era *		G2: Lucia *			G3: Velito Presto / Synergy *				
	CODE	DESCRIPTION	WIDTH	DEPTH	HEIGHT	G1 (£)	G2 (£)	G3 (£)	
	G9A0034	Felt-lined insert for pedestal top drawer	405	337	3	33	45	55	

	CODE	DESCRIPTION	WIDTH	DEPTH	HEIGHT	RSP (£)
	G1Z0029	File railing set for one bottom drawer	423	50	10	112

Tables



Meeting tables

Conference tables

High tables

Media Walls

Coffee tables

SYSTM meeting table

SYSTM NEW

Meeting tables

TECHNICAL INFO



SYSTM is a completely integrated office furniture range with matching desking, tables, storage and planters. The major thing that sets it apart is the level of detail our designers have gone to.

Every element has every choice of size and finish you need and absolutely everything combines seamlessly. SYSTM is astonishingly easy to build or dismantle and it looks right every time.

SYSTM offers 12 MFC finish options in one price band across the range. Plywood effect edging is available

on coloured tabletops and contrasting edge banding available across all finishes, all at no extra cost.

With a large choice of table widths and matching extensions SYSTM offers meeting tables of almost any size for any space.

Cable management trays hook onto the D1250, D1450 and D1650 table frames and hinge down for easy access making installation quicker and reconfiguration simpler.

Materials

Formetiq® MFC tabletops


- White (KW)
- Black (BC)
- Stone Grey (SG)
- Graphite Grey (GG)
- Clay Grey (CG)
- Anthracite Grey (GA)
- Urban Oak (AO)
- Sand Oak (SO)
- Craft Oak (CO)
- Walnut (SW)
- Maple (MP)
- Concrete (CF)
- White with ply edge (KWP)
- Black with ply edge (BCP)
- Stone Grey with ply edge (SGP)
- Graphite Grey with ply edge (GGP)
- Clay Grey with ply edge (CGP)
- Anthracite Grey with ply edge (GAP)

We can add any edge banding finish to desktops, just ask for more information.


Frame Metal


- Black (BK)
- White (WH)
- Grey (SV)



	CODE	DESCRIPTION	SEATS	WIDTH	DEPTH	HEIGHT	RSP (£)
	DMS-100-100	Meeting table, single piece top	4	1000	1000	740	517
	DMS-120-100		4	1200	1000	740	546
	DMS-120-125		4	1200	1250	740	735
	DMS-140-100		4	1400	1000	740	592
	DMS-140-125		4	1400	1250	740	770
	DMS-140-145		4	1400	1450	740	899
	DMS-160-100		6	1600	1000	740	618
	DMS-160-125		6	1600	1250	740	811
	DMS-160-145		6	1600	1450	740	933
	DMS-160-165		8	1600	1650	740	985
	DMS-180-100		6	1800	1000	740	677
	DMS-180-125		6	1800	1250	740	858
	DMS-180-145		6	1800	1450	740	989
	DMS-180-165		8	1800	1650	740	1039
	DMS-200-100		6	2000	1000	740	700
	DMS-200-125		6	2000	1250	740	896
	DMS-200-145		6	2000	1450	740	1029
	DMS-200-165		8	2000	1650	740	1080
	DMS-240-100		8	2400	1000	740	1005
	DMS-240-125		8	2400	1250	740	1374
	DMS-240-145		8	2400	1450	740	1436
	DMS-240-165		10	2400	1650	740	1524

	CODE	DESCRIPTION	SEATS	WIDTH	DEPTH	HEIGHT	RSP (£)
	DMS-080-080	Meeting table, single piece top	4	800	800	740	448

	CODE	DESCRIPTION	WIDTH	DEPTH	HEIGHT	RSP (£)
	DBCT-060	Shared cable tray for W1000 meeting tables	600	443	120	101
	DBCT-100	Shared cable tray for W1200 / 1400 meeting tables	1000	443	120	129
	DBCT-140	Shared cable tray for W1600 / 1800 / 2000 meeting tables	1400	443	120	165

	CODE	DESCRIPTION	SEATS	WIDTH	DEPTH	HEIGHT	RSP (£)
	DME-100-100	Meeting table extension, single piece top	3	1000	1000	740	451
	DME-120-100		3	1200	1000	740	480
	DME-120-125		3	1200	1250	740	678
	DME-140-100		3	1400	1000	740	526
	DME-140-125		3	1400	1250	740	713
	DME-140-145		3	1400	1450	740	846
	DME-160-100		5	1600	1000	740	552
	DME-160-125		5	1600	1250	740	754
	DME-160-145		5	1600	1450	740	880
	DME-160-165		6	1600	1650	740	936
	DME-180-100		5	1800	1000	740	611
	DME-180-125		5	1800	1250	740	801
	DME-180-145		5	1800	1450	740	936
	DME-180-165		6	1800	1650	740	990
	DME-200-100		5	2000	1000	740	634
	DME-200-125		5	2000	1250	740	839
	DME-200-145		5	2000	1450	740	976
	DME-200-165		6	2000	1650	740	1031
	DME-240-100		7	2400	1000	740	939
	DME-240-125		7	2400	1250	740	1317
	DME-240-145		7	2400	1450	740	1383
	DME-240-165		8	2400	1650	740	1475



Opto

Flexible conference tables

TECHNICAL INFO



Meeting, greeting, training. A flexible modular system of all shapes and sizes.

Whether it's a meeting point on the end of a desk or a complete flexible training room requirement we've got what you need. Individual tables for exams or training - no problem; a conference for 20 - just push the tables together, add some half round ends for an instant result.

Securely connect individual tables with our table connectors, allowing for multiple configurations to suit any scenario.

Our flip-top table frames incorporate an innovative neutrally pivoted release mechanism with integrated adjustable dampening. This results in table tops that are easy to operate and perfectly balanced to minimise premature opening and closing with a controlled 'flipping' action.

Materials

Formetiq® MFC tabletops

- White (KW)
- Black (BC)
- Stone Grey (SG)
- Graphite Grey (GG)
- Clay Grey (CG)
- Anthracite Grey (GA)
- White with ply edge (KWP)
- Black with ply edge (BCP)
- Stone Grey with ply edge (SGP)
- Graphite Grey with ply edge (GGP)
- Clay Grey with ply edge (CGP)
- Anthracite Grey with ply edge (GAP)
- Urban Oak (AO)
- Sand Oak (SO)
- Craft Oak (CO)
- Walnut (SW)
- Maple (MP)
- Concrete (CF)







We can add any edge banding finish to desktops, just ask for more information.





Frame Metal

- Black (BK)
- White (WH)
- Grey (SV)

NEW



	CODE	DESCRIPTION	SEATS	WIDTH	DEPTH	HEIGHT	RSP (£)
	DFT122	Rectangular flip-top table with castors	4	1200	700	720	620
	DFT142		4	1400	700	720	653
	DFT162		6	1600	700	720	678
	DFT182		6	1800	700	720	694
	DFT121		4	1200	800	720	668
	DFT141		4	1400	800	720	700
	DFT161		6	1600	800	720	720
	DFT181		6	1800	800	720	743
		DFT183	Round flip-top meeting end with castors	3	1400	R 700	720
DFT180			3	1600	R 800	720	750
	DFT185	Trapezoidal flip-top meeting end with 700mm sides/ends	3	1400	606	720	682
	DFT184	Trapezoidal flip-top meeting end with 800mm sides/ends	3	1600	693	720	738
	DZA122	Rectangular folding leg table	4	1200	700	720	479
	DZA142		4	1400	700	720	510
	DZA162		6	1600	700	720	527
	DZA182		6	1800	700	720	538
	DZA121		4	1200	800	720	490
	DZA141		4	1400	800	720	520
	DZA161		6	1600	800	720	532
	DZA181		6	1800	800	720	550
	DZA183	Round folding leg meeting end	3	1400	R 700	720	550
	DZA180		3	1600	R 800	720	572
	DZA185	Trapezoidal folding leg meeting end with 700mm sides/ends	3	1400	606	720	546
	DZA184	Trapezoidal folding leg meeting end with 800mm sides/ends	3	1600	693	720	560

	CODE	DESCRIPTION	SEATS	WIDTH	DEPTH	HEIGHT	RSP (£)
	DPL122	Rectangular pole leg table	4	1200	700	720	307
	DPL142		4	1400	700	720	338
	DPL162		6	1600	700	720	355
	DPL182		6	1800	700	720	366
	DPL121		4	1200	800	720	318
	DPL141		4	1400	800	720	348
	DPL161		6	1600	800	720	360
	DPL181		6	1800	800	720	378
		DPL183	Round pole leg meeting end	3	1400	R 700	720
DPL180			3	1600	R 800	720	400
	DPL185	Trapezoidal pole leg meeting end with 700mm sides/ends	3	1400	606	720	374
	DPL184	Trapezoidal pole leg meeting end with 800mm sides/ends	3	1600	693	720	388
	TC2-2	Swivel table connector (1 set of 2pcs.)	-	-	-	-	29

Nova

MFC meeting tables

TECHNICAL INFO



Nova meeting tables are part of the broad-ranging Nova office furniture system.

Intelligently designed table inserts add a functional but playful element which can be a contrasting colour to the desktop and will efficiently conceal cables and sockets.

Materials

G1: Band A MFC

Whitened Oak (PA06)
Amber Oak (PA07)
White (PA01)
White with Amber Oak edge (PA01PA07)
Pearl Grey (PA02)
Dark Grey (PA03)

G2: Band B MFC

Sand Ash (PA09)
Dark Walnut (PA10)
Grey Wood (PA08)
Cubanit Grey (PA04)
Black (PA05)

G3: Band A Veneer









Ash (NA04)
Oak (NA01)
Walnut (NA03)
Ash stained Black (NC01)








G4: Band B Veneer


Ash stained Dark Brown (NC02)
Walnut stained Grey (NC03)




Metal


Dark Grey (MA04)
Black (MA01)
Grey (MA02)
White (MA03)

	CODE	DESCRIPTION	WIDTH	DEPTH	HEIGHT	G1 (£)	G2 (£)	G3 (£)	G4 (£)
	CNM080-U	Square meeting table	800	800	740	397	417	586	626
	CNM120-U		1200	1200	740	613	653	969	1035
	CNM100-U	Round meeting table	Ø1000		740	406	437	646	692
	BNA180-U	Meeting table (6 seats)	1800	1000	740	612	658	1046	1143
	BNA200-U		2000	1000	740	641	686	1109	1236
	BNA186-U	Meeting table (6 seats) with a cut-out for a rectangular grommet. G6F0147 must be ordered separately.	1800	1000	740	612	658	1046	1143
	BNA206-U		2000	1000	740	641	686	1109	1236
	CNM200-U	Meeting table (6 seats).	2000	1200	740	886	1004	1565	1711
	CNM201-U	Meeting table (6 seats) with a cut-out for a rectangular grommet. G6F0147 must be ordered separately.	2000	1200	740	886	1004	1565	1711
	CNM248-U	Meeting table (8 seats).	2400	1200	740	1145	1280	1913	2081
	CNM28A-U		2800	1200	740	1224	1393	2122	2318
	CNM249-U	Meeting table (8 seats) with cut-outs for rectangular grommets. G6F0147 must be ordered separately.	2400	1200	740	1145	1280	1913	2081
	CNM28B-U		2800	1200	740	1224	1393	2122	2318

	CODE	DESCRIPTION	WIDTH	DEPTH	HEIGHT	G1 (£)	G2 (£)	G3 (£)	G4 (£)
	CNM323-U	Meeting table (10 seats).	3200	1200	740	1307	1498	2316	2540
	CNM324-U	Meeting table (10 seats) with cut-outs for rectangular grommets. G6F0147 must be ordered separately.	3200	1200	740	1307	1498	2316	2540
	CNM143-U	Meeting table (6 seats) with a gap for insert *	1400	1640	740	810	872	1372	1472
	CNM163-U	Meeting table (8 seats) with a gap for insert *	1600	1640	740	858	928	1480	1630
	CNM280-U	Meeting table (10 seats) with a gap for insert *	2800	1640	740	1569	1693	2693	2893
	CNM322-U	Meeting table (12 seats) with a gap for insert *	3200	1640	740	1665	1805	2909	3209
	CNM144-U	Meeting table (4 seats) supplementary unit with a gap for insert *	1400	1640	740	780	842	1342	1442
	CNM164-U		1600	1640	740	828	898	1450	1600

	CODE	DESCRIPTION	WIDTH	DEPTH	HEIGHT	G1 (£)	G2 (£)
	CNM160	High table	1600	700	900	560	586
	CNM18B		1800	700	900	631	670
	CNM165		1600	700	1050	592	618
	CNM180		1800	700	1050	663	702

	CODE	DESCRIPTION	WIDTH	DEPTH	HEIGHT	G1 (£)	G2 (£)	G3 (£)	G4 (£)
	G2A0490	* Insert	1400	180		77	88	184	205
	G2A0491		1600	180		93	113	209	225
	G2A0493	* Insert with a cut-out for rectangular grommet. G6F0147 must be ordered separately	1400	180		70	80	177	197
	G2A0494		1600	180		90	110	206	222
	G2A0496	* Insert with cut-outs for rectangular grommets. G6F0147 must be ordered separately	1400	180		77	88	184	205
	G2A0497		1600	180		81	102	199	214

	CODE	DESCRIPTION	WIDTH	DEPTH	HEIGHT	RSP (£)
	G6F0147	Cable port insert (flap) for 300 x 112 cut-out Available in White, Grey, Black and Dark Grey (metal)	320	130	25	99

Nova Wood

MFC / HPL meeting tables

TECHNICAL INFO



Nova Wood is a desking system that adds a delicate sense of luxury to your office and brings you closer to nature and a home atmosphere!

Elegant leg design is the key feature of this desking system and every table is unique due to the solid ash wood legs with wide growth rings that create a distinctive pattern. Stained and lacquered wood reveals the pattern even more (natural wood tends to change its colour over time).

The high pressure laminate desktop option features a tapered underside edge portraying a sharp, delicate edge which is softened by curved corners and inset wooden legs in a natural ash finish.

The HPL Fenix finish option is a surface treated with next-generation resins, hardened and fixed through a nanotechnology process giving the surface unique qualities including a super matt finish with low-light reflectivity, an ultra-resistant soft touch surface which is resistant to scratches and abrasion. Any micro scratches can be removed with heating.

Materials

Band A MFC

- Whitened Oak (PA06)
- Amber Oak (PA07)
- White (PA01)
- White with Amber Oak edge (PA01PA07)
- Pearl Grey (PA02)
- Dark Grey (PA03)

Band B MFC

- Sand Ash (PA09)
- Dark Walnut (PA10)
- Grey Wood (PA08)
- Cubanit Grey (PA04)
- Black (PA05)

HPL

- White top with black edge (H70B01)
- White top with white edge (H70B02)

HPL Fenix

- Black top with black edge (H16B01)
- Grey top with grey edge (H17B03)

Solid wood

- Stained Ash (NB01)
- Ash stained black (NB02)

Metal

- Dark Grey (MA04)
- Black (MA01)
- Grey (MA02)
- White (MA03)



White with Amber Oak edge (PA01PA07)



White top with black edge (H70B01)










White top with black edge (H70B01)







Black top with black edge (H16B01)



Grey top with grey edge (H17B03)

		G1: Band A MFC			G2: Band B MFC		
	CODE	DESCRIPTION	WIDTH	DEPTH	HEIGHT	G1 (£)	G2 (£)
	CNM121	Meeting table	1200	1200	740	1189	1231
	CNM14A		1400	1400	740	1502	1523
	CNM16A		1600	1200	740	1289	1316
	CNM16B		1600	1400	740	1562	1599
	CNM181		1800	1200	740	1312	1359
	CNM24A		2400	1000	740	1775	1807
	CNM240		2400	1200	740	1856	1940
	CNM281		2800	1200	740	1904	1988
	CNM123	Meeting table with central wood insert, removeable cable access panel and metal cable tray	1200	1200	740	1436	1478
	CNM14B		1400	1400	740	1670	1690
	CNM16C		1600	1200	740	1584	1626
	CNM16D		1600	1400	740	1759	1779
	CNM183		1800	1200	740	1627	1679
	CNM242	Meeting table with central wood insert, 2 removeable cable access panels and 2 metal cable trays	2400	1200	740	2342	2426
	CNM283		2800	1200	740	2447	2511
	CNM122	Meeting table with socket and metal cable tray	1200	1200	740	1517	1559
	CNM14C		1400	1400	740	1807	1828
	CNM16E		1600	1200	740	1639	1660
	CNM16F		1600	1400	740	1880	1917
	CNM182		1800	1200	740	1681	1712
	CNM24B	Long meeting table with 2 sockets and 2 metal cable trays	2400	1000	740	2421	2455
	CNM241		2400	1200	740	2512	2596
	CNM282		2800	1200	740	2570	2654
	CNM127	Meeting table with central wood insert, 2 sockets and metal cable tray	1200	1200	740	1935	1977
	CNM14D		1400	1400	740	2230	2250
	CNM16G		1600	1200	740	2068	2110
	CNM16J		1600	1400	740	2243	2263
	CNM187		1800	1200	740	2121	2173

	CODE	DESCRIPTION	WIDTH	DEPTH	HEIGHT	G1 (£)	G2 (£)
	CNM246	Meeting table with central wood insert, 4 sockets and 2 metal cable trays	2400	1200	740	3346	3430
	CNM287		2800	1200	740	3445	3509
	CNN070	Round coffee table	Ø700	-	480	408	440
	CNN071	Square coffee table	700	700	480	488	521
	CNM12U	High breakout table	1200	700	900	1343	1374
	CNM14U		1400	700	900	1389	1421
	CNM16U		1600	700	900	1454	1492
	CNM18U		1800	700	900	1516	1559
	CNM12A		1200	700	1050	1401	1432
	CNM146		1400	700	1050	1447	1479
	CNM166		1600	700	1050	1512	1550
CNM18A		1800	700	1050	1574	1617	








	CODE	DESCRIPTION	WIDTH	DEPTH	HEIGHT	RSP (£)
	CNM14E	Chamfered edge table (HPL Fenix)	1400	1400	740	2733
	CNM16L		1600	1400	740	2929
	CNM14G	Chamfered edge table with socket and metal cable tray (HPL Fenix)	1400	1400	740	3002
	CNM16R		1600	1400	740	3230

G1: HPL






G2: HPL Fenix



	CODE	DESCRIPTION	WIDTH	DEPTH	HEIGHT	G1 (£)	G2 (£)
	CNM124	Chamfered edge table	1200	1200	740	1534	2233
	CNM16K		1600	1200	740	1720	2490
	CNM184		1800	1200	740	1814	2863
	CNM24C		2400	1000	740	2435	3281
	CNM243		2400	1200	740	2514	3910
	CNM284		2800	1200	740	2696	4328
	CNM126	Chamfered edge table with central wood insert, removeable cable access panel and metal cable tray	1200	1200	740	1765	2379
	CNM14F		1400	1400	740	2211	2831
	CNM16M		1600	1200	740	2017	2669
	CNM16N		1600	1400	740	2304	3026
	CNM186		1800	1200	740	2116	3058
	CNM245	Chamfered edge table with central wood insert, 2 removeable cable access panels and 2 metal cable trays	2400	1200	740	3025	4273
	CNM286		2800	1200	740	3234	4694
	CNM125	Chamfered edge table with socket and metal cable tray	1200	1200	740	1861	2533
	CNM16P		1600	1200	740	2140	2818
	CNM185		1800	1200	740	2240	3004
	CNM24D	Chamfered edge table with 2 sockets and 2 metal cable trays	2400	1000	740	3057	3903
	CNM244		2400	1200	740	3134	4478
	CNM285		2800	1200	740	3316	4886

	CODE	DESCRIPTION	WIDTH	DEPTH	HEIGHT	G1 (£)	G2 (£)
	CNM128	Chamfered edge table with central wood insert, 2 sockets and metal cable tray	1200	1200	740	2277	2891
	CNM14J		1400	1400	740	2757	3377
	CNM16S		1600	1200	740	2560	3212
	CNM16T		1600	1400	740	2847	3569
	CNM188		1800	1200	740	2613	3555
	CNM247	Chamfered edge table with central wood insert, 4 sockets and 2 metal cable trays	2400	1200	740	4020	5268
	CNM288		2800	1200	740	4234	5694
	CNN072	Chamfered edge round coffee table	Ø700	-	480	511	744
	CNN073	Chamfered edge square coffee table	700	700	480	594	832
	CNM12H	Chamfered edge high breakout table	1200	700	900	1519	1799
	CNM14H		1400	700	900	1615	1926
	CNM16H		1600	700	900	1690	2235
	CNM18H		1800	700	900	1769	2394
	CNM129		1200	700	1050	1577	1857
	CNM147		1400	700	1050	1673	1984
	CNM167		1600	700	1050	1748	2293
	CNM189		1800	700	1050	1827	2452








		G1: Band A MFC		G2: Band B MFC			
	CODE	DESCRIPTION	WIDTH	DEPTH	HEIGHT	G1 (£)	G2 (£)
	DHM140	Table	1523 (1400)	900	1895 (740)	2352	2403
	DHM160		1723 (1600)	900	1895 (740)	2482	2543
	DHM180		1923 (1800)	900	1895 (740)	2641	2712
	DHM141	High table	1523 (1400)	900	1895 (900)	2344	2395
	DHM142		1523 (1400)	900	1895 (1050)	2322	2373
	DHM161		1723 (1600)	900	1895 (900)	2474	2535
	DHM162		1723 (1600)	900	1895 (1050)	2452	2513
	DHM181		1923 (1800)	900	1895 (900)	2633	2704
	DHM182		1923 (1800)	900	1895 (1050)	2611	2682
	DHM143	Table with cut out for socket	1523 (1400)	900	1895 (740)	2358	2408
	DHM163		1723 (1600)	900	1895 (740)	2482	2543
	DHM183		1923 (1800)	900	1895 (740)	2641	2712
	DHM144	High table with cut out for socket	1523 (1400)	900	1895 (900)	2350	2400
	DHM145		1523 (1400)	900	1895 (1050)	2328	2378
	DHM164		1723 (1600)	900	1895 (900)	2474	2535
	DHM165		1723 (1600)	900	1895 (1050)	2452	2513
	DHM184		1923 (1800)	900	1895 (900)	2633	2704
	DHM185		1923 (1800)	900	1895 (1050)	2611	2682
	DHE140	Table extension unit	1462 (1400)	900	1895 (740)	1677	1728
	DHE160		1662 (1600)	900	1895 (740)	1807	1868
	DHE180		1862 (1800)	900	1895 (740)	1966	2037
	DHE141	High table extension unit	1462 (1400)	900	1895 (900)	1690	1741
	DHE142		1462 (1400)	900	1895 (1050)	1688	1739
	DHE161		1662 (1600)	900	1895 (900)	1820	1881
	DHE162		1662 (1600)	900	1895 (1050)	1818	1879
	DHE181		1862 (1800)	900	1895 (900)	1979	2050
	DHE182		1862 (1800)	900	1895 (1050)	1977	2048
	DHE143	Table extension unit with cut out for socket	1462 (1400)	900	1895 (740)	1683	1733
	DHE163		1662 (1600)	900	1895 (740)	1807	1868
	DHE183		1862 (1800)	900	1895 (740)	1966	2037

Dimensions in brackets are table top width and height from ground
Extension units not available with castors




	CODE	DESCRIPTION	WIDTH	DEPTH	HEIGHT	G1 (£)	G2 (£)
	DHE144	High table extension unit with cut out for socket	1462 (1400)	900	1895 (900)	1696	1746
	DHE145		1462 (1400)	900	1895 (1050)	1694	1744
	DHE164		1662 (1600)	900	1895 (900)	1820	1881
	DHE165		1662 (1600)	900	1895 (1050)	1818	1879
	DHE184		1862 (1800)	900	1895 (900)	1979	2050
DHE185		1862 (1800)	900	1895 (1050)	1977	2048	
	DHM14A	Table with castors	1523 (1400)	900	1895 (740)	2970	3021
	DHM16A		1723 (1600)	900	1895 (740)	3100	3161
	DHM18A		1923 (1800)	900	1895 (740)	3259	3330
	DHM14B	High table with castors	1523 (1400)	900	1895 (900)	2976	3027
	DHM14C		1523 (1400)	900	1895 (1050)	2940	2991
	DHM16B		1723 (1600)	900	1895 (900)	3106	3167
	DHM16C		1723 (1600)	900	1895 (1050)	3070	3131
	DHM18B		1923 (1800)	900	1895 (900)	3265	3336
	DHM18C		1923 (1800)	900	1895 (1050)	3229	3300
	DHM14D	Table with cut out for socket and castors	1523 (1400)	900	1895 (740)	2976	3026
	DHM16D		1723 (1600)	900	1895 (740)	3100	3161
	DHM18D		1923 (1800)	900	1895 (740)	3259	3330
	DHM14E	High table with cut out for socket and castors	1523 (1400)	900	1895 (900)	2982	3032
	DHM14F		1523 (1400)	900	1895 (1050)	2946	2996
	DHM16E		1723 (1600)	900	1895 (900)	3106	3167
	DHM16F		1723 (1600)	900	1895 (1050)	3070	3131
	DHM18E		1923 (1800)	900	1895 (900)	3265	3336
	DHM18F		1923 (1800)	900	1895 (1050)	3229	3300










		G1: HPL		G2: HPL Fenix			
	CODE	DESCRIPTION	WIDTH	DEPTH	HEIGHT	G1 (£)	G2 (£)
	DHH140	Table	1523 (1400)	900	1895 (740)	2838	3174
	DHH160		1723 (1600)	900	1895 (740)	2999	3392
	DHH180		1923 (1800)	900	1895 (740)	3199	3631
	DHH141	High table	1523 (1400)	900	1895 (900)	2830	3166
	DHH142		1523 (1400)	900	1895 (1050)	2808	3144
	DHH161		1723 (1600)	900	1895 (900)	2991	3384
	DHH162		1723 (1600)	900	1895 (1050)	2969	3362
	DHH181		1923 (1800)	900	1895 (900)	3191	3623
	DHH182		1923 (1800)	900	1895 (1050)	3169	3601

Dimensions in brackets are table top width and height from ground
Extension units not available with castors

	CODE	DESCRIPTION	G1: HPL		G2: HPL Fenix		
			WIDTH	DEPTH	HEIGHT	G1 (£)	G2 (£)
	DHH143	Table with cut out for socket	1523 (1400)	900	1895 (740)	2842	3179
	DHH163		1723 (1600)	900	1895 (740)	3017	3410
	DHH183		1923 (1800)	900	1895 (740)	3167	3601
	DHH144	High table with cut out for socket	1523 (1400)	900	1895 (900)	2834	3171
	DHH145		1523 (1400)	900	1895 (1050)	2812	3149
	DHH164		1723 (1600)	900	1895 (900)	3009	3402
	DHH165		1723 (1600)	900	1895 (1050)	2987	3380
	DHH184		1923 (1800)	900	1895 (900)	3159	3593
	DHH185		1923 (1800)	900	1895 (1050)	3137	3571
	DHE14A	Table extension unit	1462 (1400)	900	1895 (740)	2163	2499
	DHE16A		1662 (1600)	900	1895 (740)	2324	2717
	DHE18A		1862 (1800)	900	1895 (740)	2524	2956
	DHE14B	High table extension unit	1462 (1400)	900	1895 (900)	2176	2512
	DHE14C		1462 (1400)	900	1895 (1050)	2174	2510
	DHE16B		1662 (1600)	900	1895 (900)	2337	2730
	DHE16C		1662 (1600)	900	1895 (1050)	2335	2728
	DHE18B		1862 (1800)	900	1895 (900)	2537	2969
DHE18C		1862 (1800)	900	1895 (1050)	2535	2967	
	DHE14D	Table extension unit with cut out for socket	1462 (1400)	900	1895 (740)	2167	2504
	DHE16D		1662 (1600)	900	1895 (740)	2342	2735
	DHE18D		1862 (1800)	900	1895 (740)	2492	2926
	DHE14E	High table extension unit with cut out for socket	1462 (1400)	900	1895 (900)	2180	2517
	DHE14F		1462 (1400)	900	1895 (1050)	2178	2515
	DHE16E		1662 (1600)	900	1895 (900)	2355	2748
	DHE16F		1662 (1600)	900	1895 (1050)	2353	2746
	DHE18E		1862 (1800)	900	1895 (900)	2505	2939
	DHE18F		1862 (1800)	900	1895 (1050)	2503	2937
	DHH14A	Table with castors	1523 (1400)	900	1895 (740)	3456	3792
	DHH16A		1723 (1600)	900	1895 (740)	3617	4010
	DHH18A		1923 (1800)	900	1895 (740)	3817	4249

Dimensions in brackets are table top width and height from ground
Extension units not available with castors

	CODE	DESCRIPTION	WIDTH	DEPTH	HEIGHT	G1 (£)	G2 (£)
	DHH14B	High table with castors	1523 (1400)	900	1895 (900)	3462	3798
	DHH14C		1523 (1400)	900	1895 (1050)	3426	3762
	DHH16B		1723 (1600)	900	1895 (900)	3623	4016
	DHH16C		1723 (1600)	900	1895 (1050)	3587	3980
	DHH18B		1923 (1800)	900	1895 (900)	3823	4255
DHH18C		1923 (1800)	900	1895 (1050)	3787	4219	
	DHH14D	Table with cut out for socket and castors	1523 (1400)	900	1895 (740)	3460	3797
	DHH16D		1723 (1600)	900	1895 (740)	3635	4028
	DHH18D		1923 (1800)	900	1895 (740)	3785	4219
	DHH14E	High table with cut out for socket and castors	1523 (1400)	900	1895 (900)	3466	3803
	DHH14F		1523 (1400)	900	1895 (1050)	3430	3767
	DHH16E		1723 (1600)	900	1895 (900)	3641	4034
	DHH16F		1723 (1600)	900	1895 (1050)	3605	3998
	DHH18E		1923 (1800)	900	1895 (900)	3791	4225
	DHH18F		1923 (1800)	900	1895 (1050)	3755	4189

	CODE	DESCRIPTION	WIDTH	DEPTH	HEIGHT	RSP (£)
	DHZ009	HPL Whiteboard with a holder with white HPL front, white or black back, and black, light grey or dark grey metal	600	14	700	369
	G9A0069	Top side shelf H=50	500	100	50	130
	G9A0070	Top side shelf H=100	500	100	100	179
	G9A0071	Bottom side shelf H=50	600	100	50	140
	G9A0072	Bottom side shelf H=100	600	100	100	184
	G9A0073	Planter box	600	150	100	236
	G9A0074	Hook	95	25	83	24
	G9A0075	Monitor holder	482	87	112	165
	G9A0076	Cable tray	480	367	68	171

Dimensions in brackets are table top width and height from ground

Optima tables

MFC meeting tables

TECHNICAL INFO



Smart and professional, Optima tables are a touch of class on a modest budget.

Optima is an optimal office furniture line which allows you to create a comfortable, functional and well-organized work environment using minimum components. The system includes panel end legs with levelling feet which provides stability on uneven flooring.

All come with 25mm tops, 2mm lippings, a sturdy timber panel base or pole legs with a metal under frame.

Materials

G1: Band A MFC









Whitened Oak (PA06)
Amber Oak (PA07)
White (PA01)
Pearl Grey (PA02)
Dark Grey (PA03)




G2: Band B MFC

Sand Ash (PA09)
Dark Walnut (PA10)
Grey Wood (PA08)
Cubanit Grey (PA04)
Black (PA05)

Metal

Black (MA01)
Grey (MA02)
White (MA03)

	CODE	DESCRIPTION	WIDTH	DEPTH	HEIGHT	G1 (£)	G2 (£)
	CZM100	Round meeting table with pole leg	Ø1000	-	720	256	274
	CZM120		Ø1200	-	720	320	343
	G2A0327	Round meeting table with panel leg	Ø1000	-	720	281	304
	G2A0323		Ø1200	-	720	367	404
	CZM200	D-end meeting table with pole leg	2000	1000	720	576	618
	CZM240		2400	1000	720	661	703
	CZM201	D-end meeting table with panel leg	2000	1000	720	481	537
	CZM241		2400	1000	720	546	602
	CZM242	Barrel top meeting table with pole leg	2400	1200	720	730	790
	CZM243	Barrel top meeting table with panel leg	2400	1200	720	613	692
	CZM202	Square-end meeting table with pole leg	2000	1000	720	572	633
	CZM203	Square-end meeting table with panel leg	2000	1000	720	529	585

	CODE	DESCRIPTION	WIDTH	DEPTH	HEIGHT	G1 (£)	G2 (£)
	G2A0379	Square coffee table with panel leg	600	600	400	149	167
	G2A0380	Rectangular coffee table with panel leg	1000	600	400	197	221
	G2A0381	Round coffee table with panel leg	Ø650	-	400	138	156

T-Easy

T-leg meeting tables

TECHNICAL INFO



An appealing solution for meeting spaces.

T-Easy meeting tables boasting a neutral aesthetic design are ideal for a team of six or eight people. Desks featuring durable construction and T-shaped legs have a clear advantage over other types of desks: they provide a more generous space under and around the desk. The desktops have openings for effective cable and wire management.

T-Easy meeting tables make a great match with fixed height desks from the same system and Easy electric height adjustable desks. This way you will be able to easily integrate today's technology into your meeting areas as T-Easy meeting tables can be used alongside a Media conference wall.

Materials

- Band A MFC**
 - Whitened Oak (PA06)
 - Amber Oak (PA07)
 - White (PA01)
 - Pearl Grey (PA02)
 - Dark Grey (PA03)
- Band B MFC**
 - Sand Ash (PA09)
 - Dark Walnut (PA10)
 - Grey Wood (PA08)
 - Cubanit Grey (PA04)
 - Black (PA05)
- Metal**
 - Dark Grey (MA04)
 - Black (MA01)
 - Grey (MA02)
 - White (MA03)

G1: Band A MFC Top + Feet type I		G3: Band B MFC Top + Feet type I			
G2: Band A MFC Top + Feet type W		G4: Band B MFC Top + Feet type W			

	CODE	DESCRIPTION	WIDTH	DEPTH	HEIGHT	G1 (£)	G2 (£)	G3 (£)	G4 (£)
	DZM202	Meeting table (6 seats) with cable port cutout <i>Cable port insert (G6F0147) must be ordered</i>	2000	1200	740	936	990	1109	1163
	DZM242	Meeting table (8 seats) with cable port cutout <i>Cable port insert (G6F0147) must be ordered</i>	2400	1200	740	1065	1119	1267	1321

	CODE	DESCRIPTION	WIDTH	DEPTH	HEIGHT	RSP (£)
	G6F0147	Cable port insert (flap) for 300 x 112 cut-out Available in White, Grey, Black and Dark Grey (metal)	320	130	25	99

Forum

Column base meeting tables

TECHNICAL INFO



Possibly the most versatile range of conference tables on the market. Modular tops and bases make for endless size and shape possibilities, infinitely expandable and ideal for larger arrangements, making it easier to find the solution that best meets your needs.

Economic, very stable and durable, the round bases allow effective use of the entire table area and convenient communication with colleagues and partners. Standard base colours available are Black, Grey and White. Minimum order quantities may apply.

Materials

G1: Band A MFC

Whitened Oak (PA06)
Amber Oak (PA07)
White (PA01)
Pearl Grey (PA02)
Dark Grey (PA03)

G2: Band B MFC

Sand Ash (PA09)
Dark Walnut (PA10)
Grey Wood (PA08)
Cubanit Grey (PA04)
Black (PA05)

G3: Band A Veneer

Ash (NA04)
Oak (NA01)
Walnut (NA03)
Ash stained Black (NC01)


G4: Band B Veneer






Ash stained Dark Brown (NC02)
Walnut stained Grey (NC03)



Metal

Black (MA01)
Grey (MA02)
White (MA03)

	CODE	DESCRIPTION	WIDTH	DEPTH	HEIGHT	G1 (£)	G2 (£)
	COM200	Meeting table (8 seats), round ends, double base	2000	1000	740	1960	1994
	COM280	Meeting table (10 seats), round ends, double base	2800	1400	740	2360	2424
	COM420	Meeting table (14 seats), round ends, triple base	4200	1400	740	3538	3634
	COM080	Single column meeting table with Ø500 base	Ø800	-	740	610	614
	COM090	Single column meeting table with Ø700 base	Ø900	-	740	968	976
	COM100	Single column meeting table with Ø700 base	Ø1000	-	740	986	998
	COM110	Single column meeting table with Ø700 base	Ø1100	-	740	1003	1029
	COM120	Single column meeting table with Ø700 base	Ø1200	-	740	1052	1065
	COM141	Single column meeting table with Ø700 base	Ø1400	-	740	1148	1181

	CODE	DESCRIPTION	WIDTH	DEPTH	HEIGHT	G1 (£)	G2 (£)	G3 (£)	G4 (£)
	CNN080	Single column coffee table	Ø850	-	440	636	652	748	815


	CODE	DESCRIPTION	HEAD	POLE	BASE	HEIGHT	RSP (£)
	DQB050S	Table base for up to Ø1000mm top	Ø600	Ø76	Ø500	415	498
	COT102	Table base for up to Ø800mm top	Ø610	Ø76	Ø500	715	517
	COT101	Table base for up to Ø1100mm top	Ø710	Ø115	Ø700	715	858
	COT100	Table base for up to Ø1400mm top	Ø910	Ø115	Ø700	715	870
	G6F0110	Joint strengthening plate (1 set, 2pcs.)	-	-	-	-	25

	CODE	DESCRIPTION	WIDTH	DEPTH	HEIGHT	G1 (£)	G2 (£)
	G2A348	Rectangular tabletop	1400	700	25	129	145
	G2A349	Semi-circular tabletop	1400	R700	25	131	147

Air

Meeting tables

TECHNICAL INFO



Furniture that appears as if floating in thin air.

An exceptional feature of Air tables is the thin profile metal legs that convey a sense of lightness and at the same time ensure their durability and stability. Minimalist Air designs, thought through solutions, combinations of different textures and colours – all this provides more creative freedom for architects who design office spaces.

Air meeting tables feature a round tabletop designed for a team of six people or a rectangular tabletop ideal for eight people.

Materials

- Band A MFC**
 Whitened Oak (PA06)
 Amber Oak (PA07)
 White (PA01)
 Pearl Grey (PA02)
 Dark Grey (PA03)

- Band B MFC**
 Sand Ash (PA09)
 Dark Walnut (PA10)
 Grey Wood (PA08)
 Cubanit Grey (PA04)
 Black (PA05)



- Band A Veneer**
 Ash (NA04)
 Ash stained Black (NC01)
 Oak (NA01)
 Walnut (NA03)

- Band B Veneer**
 Ash stained Dark Brown (NC02)
 Walnut stained Grey (NC03)

- Band A Metal**
 Black (MA01)
 Grey (MA02)
 White (MA03)

- Band B Metal**
 Chrome (MB01)

- G1: Band A MFC Top + Band A Metal**
G2: Band B MFC Top + Band A Metal
G3: Band A Veneer Top + Band A Metal
G4: Band A Veneer Top + Band B Metal
G5: Band B Veneer Top + Band Metal
G6: Band B Veneer Top + Band B Metal

	CODE	DESCRIPTION	WIDTH	DEPTH	HEIGHT	G1 (£)	G2 (£)	G3 (£)	G4 (£)	G5 (£)	G6 (£)
	CIM120	Meeting table (6 seats)	Ø1200	-	740	687	710	1014	1511	1089	1586
	CIM220	Meeting table (8 seats) with cable with cable port cutout <i>Cable port insert (G6F0147) must be ordered</i>	2200	1300	740	1062	1107	1710	2207	1871	2368

Amber

Occasional tables

TECHNICAL INFO



Amber: A flexible and cost-efficient solution

Choose your favourite Amber coffee table with a round or square tabletop.



Materials

Band A MFC

- Whitened Oak (PA06)
- Amber Oak (PA07)
- White (PA01)
- Pearl Grey (PA02)
- Dark Grey (PA03)

Band B MFC

- Sand Ash (PA09)
- Dark Walnut (PA10)
- Grey Wood (PA08)
- Cubanit Grey (PA04)
- Black (PA05)

	G1: Band A MFC Top	G2: Band B MFC Top						
	CODE	DESCRIPTION	WIDTH	DEPTH	HEIGHT	G1 (£)	G2 (£)	
	CZZ700	Amber round coffee table with MFC desktop and plywood legs covered with enamel, white gloss 30% (U13)	Ø700	-	450	358	387	
	CZZ701	Amber square coffee table with MFC desktop and plywood legs covered with enamel, white gloss 30% (U13)	700	700	450	475	503	

Mobi

Occasional table

TECHNICAL INFO



Mobi: Compact table

Easily movable and practical Mobi table is ideal for remote working or for relaxing while you wait and browse magazines or enjoy a cup of coffee. Thanks to a wide range of finish options, this table will blend seamlessly with your office interior.

Materials

Band A MFC

- Whitened Oak (PA06)
- Amber Oak (PA07)
- White (PA01)
- Pearl Grey (PA02)
- Dark Grey (PA03)

Band B MFC

- Sand Ash (PA09)
- Dark Walnut (PA10)
- Grey Wood (PA08)
- Cubanit Grey (PA04)
- Black (PA05)

Band A Veneer


- Ash (NA04)
- Oak (NA01)
- Walnut (NA03)
- Ash stained Black (NC01)

Band B Veneer

- Ash stained Dark Brown (NC02)
- Walnut stained Grey (NC03)

Metal legs


- Black (MA01)
- Grey (MA02)
- White (MA03)

	G1: Band A MFC Top	G2: Band B MFC Top	G3: Band A Veneer	G4: Band B Veneer					
	CODE	DESCRIPTION	WIDTH	DEPTH	HEIGHT	G1 (£)	G2 (£)	G3 (£)	G4 (£)
	SHD041	Mobi mobile side table with metal base	400	500	620	546	558	580	613

ZooZoo

Coffee tables with poufs

TECHNICAL INFO



ZooZoo coffee tables and poufs appeal not only for their modern and light design but also for their practicality, focused on the needs of the modern office. ZooZoo invites you to sit down comfortably, have a conversation and share ideas.

Ranging in height from 250 to 550 mm, regular coffee tables perfectly serve their purpose of temporarily holding small items and adding a touch of style to the interior.

Regular coffee tables are not comfortable for writing. The designer Annie Lee decided to solve this problem

by creating the 690mm high ZooZoo coffee table, a comfortable height for both relaxation and work meetings.

In the ZooZoo collection, you will not only find round and elliptical coffee tables but also poufs that perfectly complement them. The compact poufs can be hidden under the coffee table with a light push and pulled out again to create a pleasant place to sit. This design solution makes efficient use of office space without cluttering. The poufs also have a niche where you can store small items or simply place your handbag to keep it out of the way during a conversation.

Materials

Table Base Metal

Black (MA01)
Grey (MA02)
White (MA03)
Dark Grey (MA04)
Deep Bronze (MA05)
Dusty Rose (MA06)
Avacado Green (MA07)

Pouf Body Enamel

Grey (B04)
Black (B01)
White (B02)
Dark Grey (B03)

HPL Band A

White top, black edge (H70B01)
White top, white edge (H70B02)

HPL Band B (Fenix)

Black top, black edge (H16B01)
Grey top, grey edge (H17B03)

Veneer Band A

Ash (NA04)
Oak (NA01)
Walnut (NA03)
Ash stained Black (NC01)


Veneer Band B

Ash stained Dark Brown (NC02)
Walnut stained Grey (NC03)


Seat Fabric Band A*

Berta
Fidivi Bondai
Camira Era

Seat Fabric Band B*

Camira Lucia
Audéjas Austea 
Gabriel Step/Step Melange

Seat Fabric Band C*

Valencia C5
Gabriel Cyber 
Gabriel Velito
Camira Synergy

 Sustainable / natural

G1: HPL Band A Top		G2: HPL Band A Top		G3: Veneer Band A Top			G4: Veneer Band A Top		
	CODE	DESCRIPTION	WIDTH	DEPTH	HEIGHT	G1 (£)	G2 (£)	G3 (£)	G4 (£)
	CZB060	Round coffee table (1 seat)	Ø600		690	702	772	707	745
	CZB090	Round coffee table (3 seats)	Ø900		690	1471	1634	1482	1569
	CZB120	Ellipse coffee table (3 seats)	1200	900	690	1542	1764	1548	1666

G1: Enamel / Veneer Band A + Band A Fabric
 G2: Veneer Band B + Band A Fabric
 G3: Enamel / Veneer Band A + Band B Fabric

G4: Veneer Band B + Band B Fabric
 G5: Enamel / Veneer Band A + Band C Fabric
 G6: Veneer Band B + Band C Fabric

	CODE	DESCRIPTION	WIDTH	DEPTH	HEIGHT	G1 (£)	G2 (£)	G3 (£)	G4 (£)	G5 (£)
	G5R0023	Round pouf (Ø400 mm) with plastic supports	Ø400		460	763	812	801	850	850
	G5R0022	Round pouf (Ø400 mm) with castors	Ø400		460	768	812	806	850	850

Light

High tables

TECHNICAL INFO



Our Light high table with panel legs is perfect for relaxation or short meeting areas. With its laconic shape and design, this high table blends well with a wide variety of office interiors.


Materials

- Band A MFC**
 Whitened Oak (PA06)
 Amber Oak (PA07)
 White (PA01)
 Pearl Grey (PA02)
 Dark Grey (PA03)
 White with Amber Oak edge (PA01PA07)
Nova & Nova Wood only

- Band B MFC**
 Sand Ash (PA09)
 Dark Walnut (PA10)
 Grey Wood (PA08)
 Cubanit Grey (PA04)
 Black (PA05)

- Metal**
 Black (MA01)
 Grey (MA02)
 White (MA03)

G1: Band A MFC Top **G2: Band B MFC Top**

	CODE	DESCRIPTION	WIDTH	DEPTH	HEIGHT	G1 (£)	G2 (£)
	CTM161	Light high panel leg table	1600	700	900	524	625
	CTM181		1800	700	900	550	656
	CTM160		1600	700	1050	545	681
	CTM180		1800	700	1050	571	712

Media

Multimedia integration

TECHNICAL INFO



Media walls are a smart solution to integrate today's technology into your meeting areas, providing a simple way to mount a large screen and manage the power and cabling, especially in an open plan office with minimal wall space.

Media walls give you an easy way to show presentations and to participate in video conferences and meetings. The conference wall can be attached to various types of meeting tables or high tables (brackets included).

You can choose a Media wall with an Ø80mm cutout for power or cable management.

Materials

Band A MFC

- Whitened Oak (PA06)
- Amber Oak (PA07)
- White (PA01)
- Pearl Grey (PA02)
- Dark Grey (PA03)

Band B MFC

- Sand Ash (PA09)
- Dark Walnut (PA10)
- Grey Wood (PA08)
- Cubanit Grey (PA04)
- Black (PA05)

Metal

- Black (MA01)
- Grey (MA02)
- White (MA03)

Compatibility

Media wall is not a free standing and must be fixed to a table (universal fittings included).





CMZ121 and CMZ123 are suitable only for following meeting tables:

- Nova D1000mm and D1200mm without cutouts (CNM120, BNA180, BNA200).
- T-Easy D1200mm (DZM202, DZM242).
- Nova Wood - D1000mm and D1200mm.

CMZ124 is suitable only for following high tables:

- Nova (CNM165, CNM180).
- Nova Wood (CNM12A, CNM146, CNM166, CNM18A, CNM129, CNM147, CNM167, CNM189).

Power sockets must be ordered as a separate product for CMZ123, CMZ124, CMZ190.

						G1: Band A MFC Face & Edge		G3: Band B MFC Face + Band A MFC Edge	
						G2: Band A MFC Face + Band B MFC Edge		G4: Band B MFC Face & Edge	
	CODE	DESCRIPTION	WIDTH	DEPTH	HEIGHT	G1 (£)	G2 (£)	G3 (£)	G4 (£)
	CMZ123	Media wall with VESA mount and Ø80mm cutout for socket in the wall	1200	132	1550	929	950	972	993
	CMZ121	Media wall with VESA mount and white plastic cable port under the table	1200	132	1550	926	958	974	996
	CMZ124	High Media wall with VESA mount and Ø80mm cutout for socket in the wall	1200	132	1860	1072	1110	1142	1163
	CMZ190	High Media wall with VESA mount, high table (1800 x 800 x H1050 mm) and Ø80mm cutout for socket on the tabletop	1200	132	1860	1540	1557	1637	1654

Parthos

Acoustic tables

TECHNICAL INFO



Parthos tables are characterised by a stylish, elegant design, with well-thought-out shapes that spark collaboration. The Parthos collection consists meeting tables, high tables and coffee tables.

The main design element is a sculptural cylindrical column, covered with PET felt, whose textural pattern of vertical lines further emphasises the allusion to the element of classical architecture.

Round power units with different types of sockets can be integrated into the one column meeting tables for

easy charging of devices. For two and three column meeting tables, you can also choose a rectangular metal table grommet for wire management which opens on both sides.

PET felt features acoustic properties; the porous surface absorbs sound, while the vertical cut-outs disperse some of the sound waves. We recommend combining these tables with the Parthos acoustic columns. They will not only ensure a better acoustic environment but will also create stylistically harmonious interiors for meeting, relaxation and other spaces.

Materials

MFC Top / Grommet Cover

White (PA01)
 Pearl Grey (PA02)
 Dark Grey (PA03)
 Cubanit Grey (PA04)
 Black (PA05)

HPL Fenix Top

White / White edge (H70B02)
 White / Black edge (H70B01)
 Grey / Grey edge (H17B03)
 Black / Black edge (H16B01)

HPL Grommet Cover

White (HA19)
 Grey (HA10)
 Black (HA09)

Metal Grommet

Black (MA01)
 Grey (MA02)
 White (MA03)
 Dark Grey (MA04)
 Deep Bronze (MA05)
 Dusty Rose (MA06)
 Avocado Green (MA07)

PET Felt


Grey (BA01)
 Light Grey (BA02)
 Green (BA03)
 Dark Blue (BA04)
 Blue (BA05)
 Coral Pink (BA10)
 Chestnut (BA07)
 Dark Pink (BA06)
 Dark Grey (BA08)
 Lime (BA09)
 Light Grey (BA12)
 Light Beige (BA11)









Pattern

Vertical (ZP10)






Base

Black (PA05)

 Sustainable / natural

G1: M1 / N1 / N3 MFC Top G2: N2 / J4 MFC Top		G3: H70B01 / H70B02 HPL Fenix Top G4: H17B03/ H16B01 HPL Fenix Top							
	CODE	DESCRIPTION	WIDTH	DEPTH	HEIGHT	G1 (£)	G2 (£)	G3 (£)	G4 (£)
	CPA190	Meeting table (4 seats)	Ø900		740	1372	1382	1511	1662
	CPA192	Meeting table (4 seats) with cut-out for power unit	Ø900		740	1392	1402	1531	1682
	CPA110	Meeting table (5 seats)	Ø1100		740	1467	1479	1678	1900
	CPA111	Meeting table (5 seats) with cut-out for power unit	Ø1100		740	1423	1434	1633	1855
	CPA220	Meeting table (6 seats)	2000	1200	758	3154	3181	3575	4006
	CPA221	Meeting table (6 seats) with cut-out for rectangular metal grommet and PET felt cable tray (G6F0215 must be ordered)	2000	1200	758	3246	3273	3667	4098
	CPA222	Meeting table (8 seats)	2400	1200	758	3320	3352	3828	4346
	CPA223	Meeting table (8 seats) with cut-out for rectangular metal grommet and PET felt cable tray (G6F0215 must be ordered)	2400	1200	758	3514	3546	4022	4540

	CODE	DESCRIPTION	WIDTH	DEPTH	HEIGHT	G1 (£)	G2 (£)	G3 (£)	G4 (£)
	CPA224	Meeting table (8 seats)	2800	1200	758	3416	3446	4000	4604
	CPA225	Meeting table (8 seats) with cut-out for rectangular metal grommet and PET felt cable tray (G6F0215 must be ordered)	2800	1200	758	3709	3739	4293	4897
	CPA330	Meeting table (10 seats)	3200	1200	758	4885	4929	5555	6245
	CPA331	Meeting table (10 seats) with cut-out for rectangular metal grommet and PET felt cable tray (G6F0215 must be ordered)	3200	1200	758	5187	5231	5857	6547
	CPA340	Meeting table (12 seats)	4200	1200	758	5115	5181	5999	6895
	CPA341	Meeting table (12 seats) with cut-out for rectangular metal grommet and PET felt cable tray (G6F0215 must be ordered)	4200	1200	758	5693	5759	6577	7473
	CPA191	High meeting table (4 seats)	Ø900		1050	1668	1678	1807	1958
	CPA193	High meeting table (4 seats) with cut-out for power unit	Ø900		1050	1688	1698	1827	1978
	CPA170	Coffee table	Ø700		480	1082	1087	1168	1260

	CODE	DESCRIPTION	WIDTH	DEPTH	HEIGHT	RSP (£)
	G6F0215	Rectangular metal table grommet with MFC or HPL cover	313	146	27	134
	G6F0195	Power unit (3 x AC power sockets). Cable length 1.8m.				666
	G6F0196	Power unit (2 x AC power sockets and 1 x USB type-A+C socket). Cable length 1.8m.				1012
	G6F0197	Power unit (3 x AC power sockets and wireless charger). Cable length 1.8m.				1115
	G6F0199	Power unit (2 x AC power sockets, 1 x USB type-A+C socket and wireless charger). Cable length 1.8m.				1464

Storage



Pedestals

Towers

Cupboards

Bookcases

Wardrobes

Lockers

Shelving

Boxi storage

Cube

Steel mobile pedestals





Suited under desk these stylish and intelligently designed steel pedestals feature a solid steel construction with central locking, pre-assembled hidden castors and smooth ball bearing runners.

Cube has a slim top and flat front design and the range includes narrow or classic width, and low or standard height, with or without a full box file drawer. Cube is available in White, Grey or Black.

TECHNICAL INFO

Materials

- Metal**
- Black (BK)
- White (WH)
- Grey (SV)

	CODE	DESCRIPTION	WIDTH	DEPTH	HEIGHT	RSP (£)
	PMS4521	Classic pedestal, 2 drawers, 1 file drawer Available in White, Grey and Black	410	500	597	358
	PMS3521	Narrow pedestal, 2 drawers, 1 file drawer Available in White, Grey and Black	300	500	597	337

Nova

MFC Pedestals + Cabinets + Lockers

TECHNICAL INFO



A complete range of system storage to complement the Nova bench desking range.

Cupboards, bookcases, credenzas, locker units. Open fronts, hinged doors, sliding doors, cupboards and other storage exactly designed to fit the desk ends and much, much more.

Nova storage is available in nine different MFC finishes as well as veneer options on some products.

Practical and functional high-capacity shelves and cupboards of different heights and widths can be easily combined in work environments to create various comfortable individual work areas.

Nova Line shelves, cupboards of different heights and widths are decorated with Plexiglas® inserts and handles and will perfectly match any of Narbutas office furniture systems.

Materials

Band A MFC

Whitened Oak (PA06)
Amber Oak (PA07)
White (PA01)
Dark Grey (PA03)
Pearl Grey (PA02)

Band B MFC

Sand Ash (PA09)
Dark Walnut (PA10)
Grey Wood (PA08)
Cubanit Grey (PA04)
Black (PA05)

Band A Veneer

Oak (NA01)
Walnut (NA03)
Ash (NA04)
Ash stained Black (NC01)

Band B Veneer

Ash stained Dark Brown (NC02)
Walnut stained Grey (NC03)

Metal


Dark Grey (MA04)
Black (MA01)
Grey (MA02)
White (MA03)

Plexiglas®

White (SB01)
Orange (SB02)
Light Blue (SB03)
Light Green (SB04)
Cherry (SB05)
Brown (SB06)

Cushion Fabric*




Audéjas Austea 
Camira Era
Fidivi Bondai
Camira Lucia 
Gabriel Velito Presto
Camira Synergy


 Sustainable / natural




Handles



Aluminium profile (Q)
Slimline (X)
Block (G)
Plexiglas® (R)










G1: Band A MFC Carcass & Drawers G3: Band B MFC Carcass + Band A MFC Drawers G5: Band A Veneer Carcass + Band A Veneer / M1 MFC / N2 MFC / N3 MFC / N3 MFC / J4 MFC Drawers						G2: Band A MFC Carcass + Band B MFC Drawers G4: Band B MFC Carcass & Drawers G6: Band B Veneer Carcass + Band B Veneer / M1 MFC / N2 MFC / N3 MFC / N3 MFC / J4 MFC Drawers					
CODE	DESCRIPTION	WIDTH	DEPTH	HEIGHT	G1 (£)	G2 (£)	G3 (£)	G4 (£)	G5 (£)	G6 (£)	
 G1A0224	Mobile pedestal with castors, 1 standard drawer, 1 filing drawer	298	600	560	481	492	517	558	1057	1190	
 G1A0124	Mobile pedestal with castors, 1 standard drawer, 1 filing drawer	428	600	560	550	555	575	600	1110	1273	
 G1A0123	Mobile pedestal with castors, 3 standard drawers	428	600	560	503	519	529	570	1069	1196	
 G1A0136	Mobile pedestal with 2 castors and 2 legs, central locking, 3 drawers	436	600	520	584	595	625	656	1088	1231	
 G1A0137	Mobile pedestal with silent closing mechanism, 2 castors and 2 legs, central locking, 3 drawers	436	600	520	618	639	675	705	1148	1291	




G1: Band A MFC Carcass & Drawers G3: Band B MFC Carcass + Band A MFC Drawers G5: Band A Veneer Carcass + Band A Veneer / M1 MFC / N3 MFC / N3 MFC / Drawers						G2: Band A MFC Carcass + Band B MFC Drawers G4: Band B MFC Carcass & Drawers G6: Band B Veneer Carcass + Band B Veneer / M1 MFC / N2 MFC / N3 MFC / N3 MFC / J4 MFC Drawers					
CODE	DESCRIPTION	WIDTH	DEPTH	HEIGHT	G1 (£)	G2 (£)	G3 (£)	G4 (£)	G5 (£)	G6 (£)	
 G1A0223	Mobile pedestal with castors, 3 standard drawers	298	600	560	446	461	481	517	1012	1154	


G1: Band A MFC Carcass & Drawers G2: Band A MFC Carcass + Band B MFC Drawers				G3: Band B MFC Carcass + Band A MFC Drawers G4: Band B MFC Carcass & Drawers				
CODE	DESCRIPTION	WIDTH	DEPTH	HEIGHT	G1 (£)	G2 (£)	G3 (£)	G4 (£)
 G1A0127	Fixed pedestal, 2 standard drawers	428	600	410	384	389	419	425
 G1A0138	Desk height pedestal with adjustable feet, 4 standard drawers	430	600	740	658	683	719	733
 G1A0139	Desk height pedestal with adjustable feet, 2 standard drawers, 1 filing drawer	430	600	740	681	691	747	752




G1: Band A MFC Carcass & Doors G2: Band A MFC Carcass + Band B MFC Doors				G3: Band B MFC Carcass + Band A MFC Doors G4: Band B MFC Carcass & Doors				
CODE	DESCRIPTION	WIDTH	DEPTH	HEIGHT	G1 (£)	G2 (£)	G3 (£)	G4 (£)
 DNE313	Nova Basic locker unit, 6 lockable doors	800	360	1097	1065	1163	1116	1214
 DNE410	Nova Basic locker unit, 8 lockable doors	800	360	1449	1400	1527	1466	1593


G1: Band A MFC Carcass & Doors		G3: Band B MFC Carcass + Band A MFC Doors							
G2: Band A MFC Carcass + Band B MFC Doors		G4: Band B MFC Carcass & Doors							
	CODE	DESCRIPTION	WIDTH	DEPTH	HEIGHT	G1 (£)	G2 (£)	G3 (£)	G4 (£)
	DNE203	Nova Basic cupboard without lock, 2 levels	800	360	740	413	443	427	457
	DNE213	Nova Basic cupboard with lockable doors, 2 levels	800	360	740	443	478	468	503
	DNE303	Nova Basic cupboard without lock, 3 levels	800	360	1092	527	574	548	595
	DNE317	Nova Basic cupboard with lockable doors, 3 levels	800	360	1092	556	597	592	633
	DNE403	Nova Basic cupboard without lock, 4 levels	800	360	1444	656	703	682	729
	DNE411	Nova Basic cupboard with lockable doors, 4 levels	800	360	1444	689	741	735	787
	DNE501	Nova Basic cupboard without lock, 5 levels	800	360	1795	956	1053	1059	1156
	DNE503	Nova Basic cupboard with lockable doors, 5 levels	800	360	1795	988	1095	1097	1204
	DNE502	Nova Basic wardrobe without lock	800	360	1795	942	1039	1029	1126
	DNE216	Nova Basic desk end cupboard with lockable sliding doors, 2 shelves	1440	400	740	621	646	662	687
	DNE210		1640	400	740	776	827	874	925
	DNE320	Nova Basic desk end cupboard with lockable sliding doors, 4 shelves	1440	400	1085	763	804	834	875
	DNE310		1640	400	1085	888	943	1006	1061


	CODE	DESCRIPTION	WIDTH	DEPTH	HEIGHT	G1 (£)	G2 (£)	G3 (£)	G4 (£)
	DNE214	Nova Basic desk end cupboard with lockable doors, 2 shelves	1440	400	740	905	971	945	1011
	DNE215		1640	400	740	914	991	975	1052
	DNE318	Nova Basic desk end cupboard with lockable doors, 4 shelves	1440	400	1085	1113	1200	1178	1265
	DNE319		1640	400	1085	1165	1261	1262	1358
	DNE202	Nova Line cupboard without lock with 1 shelf (back panel and doors with Plexiglas® insert)	800	360	740	791	883	805	897
	DNE302		800	360	1092	1254	1402	1275	1423
G1: Band A MFC		G2: Band B MFC							
	CODE	DESCRIPTION	WIDTH	DEPTH	HEIGHT	G1 (£)	G2 (£)		
	DNE209	Bookcase, 2 levels	800	340	740	259	273		
	DNE309	Bookcase, 3 levels	800	340	1097	317	338		
	DNE409	Bookcase, 4 levels	800	340	1449	406	432		


G1: Band A MFC		G2: Band B MFC							
	CODE	DESCRIPTION	WIDTH	DEPTH	HEIGHT	G1 (£)	G2 (£)		
	DNE305	Double-sided bookcase, 3 levels	1600	340	1092	554	603		
	DNE206	Nova Line bookcase (back panel with Plexiglas® insert)	1600	340	740	552	618		
	DNE306		1600	340	1092	761	858		


G1: Era / Bondai *		G2: Austea / Lucia *		G3: Velito Presto / Synergy *				
	CODE	DESCRIPTION	WIDTH	DEPTH	HEIGHT	G1 (£)	G2 (£)	G3 (£)
	G5E0006	Cushion for pedestal with hook-and-loop fasteners	420	590	32	150	180	221

	CODE	DESCRIPTION	WIDTH	DEPTH	HEIGHT	RSP (£)
	G6F0380	Master key (1 pc.)	-	-	-	46
	G6F0381	Removal key (1 pc.)	-	-	-	29
	G6F0046	Pencil tray for metal sided drawers	368	250	25	42

G1: Band A MFC Doors + Carcass		G2: Band B MFC Doors + Band A MFC Carcass		G3: Band A MFC Doors + Band B Carcass				G4: Band B MFC Doors + Carcass	
	CODE	DESCRIPTION	WIDTH	DEPTH	HEIGHT	G1 (£)	G2 (£)	G3 (£)	G4 (£)
	BQL201/P1	Executive cabinet with shelves and push opening system (without lock)	1615	410	750	951	960	1044	1053

G1: M1 / N1 / N3 MFC Doors + Band A Veneer Carcass		G2: N2 / J4 MFC Doors + Band A Veneer Carcass		G3: Band A Veneer Doors & Carcass		G4: M1 / N1 / N3 MFC Doors + Band B Veneer Carcass				G5: N2 / J4 MFC Doors + Band B Veneer Carcass		G6: Band A Veneer Doors & Carcass	
	CODE	DESCRIPTION	WIDTH	DEPTH	HEIGHT	G1 (£)	G2 (£)	G3 (£)	G4 (£)	G5 (£)	G6 (£)		
	BQL201/P2	Executive cabinet with shelves and push opening system (without lock)	1615	410	750	2495	2504	2881	2811	2820	3320		

G1: Band A MFC Carcass + White Plexiglas Doors		G2: Band B MFC Carcass + White Plexiglas Doors		G3: Band A MFC Carcass + Coloured Plexiglas Doors				G4: Band B MFC Carcass + Coloured Plexiglas Doors	
	CODE	DESCRIPTION	WIDTH	DEPTH	HEIGHT	G1 (£)	G2 (£)	G3 (£)	G4 (£)
	DQF141/P1	Bookcase with shelves and sliding plexiglas door with lock	1382	350	570	748	810	947	1009

G1: Band A Veneer Carcass + White Plexiglas Doors		G2: Band B Veneer Carcass + White Plexiglas Doors		G3: Band A Veneer Carcass + Coloured Plexiglas Doors				G4: Band B Veneer Carcass + Coloured Plexiglas Doors	
	CODE	DESCRIPTION	WIDTH	DEPTH	HEIGHT	G1 (£)	G2 (£)	G3 (£)	G4 (£)
	DQF141/P2	Bookcase with shelves and sliding plexiglas door with lock	1382	350	570	937	1115	1136	1314

Optima

MFC Pedestals + Cabinets

TECHNICAL INFO



Materials

Band A MFC

- Whitened Oak (PA06)
- Amber Oak (PA07)
- White (PA01)
- Dark Grey (PA03)
- Pearl Grey (PA02)

Band B MFC


- Sand Ash (PA09)
- Dark Walnut (PA10)
- Grey Wood (PA08)
- Cubanit Grey (PA04)
- Black (PA05)









Metal






- Dark Grey (MA04)
- Black (MA01)
- Grey (MA02)
- White (MA03)








Handles











- Curved (K)
- Slimline (X)
- Block (G)



	CODE	DESCRIPTION	G1: Band A MFC			G2: Band B MFC	
			WIDTH	DEPTH	HEIGHT	G1 (£)	G2 (£)
	G1A0202	Fixed pedestal, 1 standard drawer, 1 file drawer	415	500	446	297	329
	G1A0201	Fixed pedestal, 3 standard drawers	415	500	446	283	315
	G1A0122	Desk height pedestal, 2 standard drawers, 1 full extension file drawer	415	600	720	436	487
	G1A0120	Deep desk height pedestal, 2 standard drawers, 1 file drawer	415	800	720	509	551
	G1A0121	Desk height pedestal, 4 standard drawers	415	600	720	447	489
	G1A0204	Mobile pedestal, 1 standard drawer, 1 full extension file drawer	415	500	510	324	361
	G1A0203	Mobile pedestal, 3 standard drawers	415	500	510	310	347
	G1A0207	Mobile pedestal, 2 standard drawers, 1 full extension file drawer	415	500	638	370	407

	CODE	DESCRIPTION	WIDTH	DEPTH	HEIGHT	G1 (£)	G2 (£)
	G1A0205	Mobile pedestal, 4 standard drawers	415	500	638	320	352
	G1A0206	Mobile pedestal, 4 standard drawers, central locking	415	500	638	356	393
	G1A0221	Heavy duty mobile pedestal, 3 standard drawers	430	600	600	576	645
	G1A0212	Heavy duty mobile pedestal, 1 pencil drawer, 3 standard drawers, anti-tilt mechanism	430	600	600	581	654
	G1A0241	Heavy duty mobile pedestal, 2 standard drawers, 1 full extension file drawer	430	600	672	599	667
	G1A0213	Heavy duty pedestal, 2 standard drawers, 1 file drawer	430	600	722	572	630
	G1A0214	Heavy duty pedestal, 4 standard drawers, anti-tilt mechanism	430	600	722	585	663
	G1A0215	Deep heavy duty pedestal, 2 standard drawers, 1 file drawer, anti-tilt mechanism	430	800	722	665	756


	CODE	DESCRIPTION	G1: Band A MFC			G2: Band B MFC	
			WIDTH	DEPTH	HEIGHT	G1 (£)	G2 (£)
	G1E0014	Top for desk height pedestals PUS642, PUS635	430	800	25	61	66
	G1A0065	Filing cabinet, 2 drawers, desk height, anti-tilt mechanism	500	600	720	518	569
	G1A0066	Filing cabinet, 3 drawers, anti-tilt mechanism	500	600	1020	709	779
	G1A0067	Filing cabinet, 4 drawers, anti-tilt mechanism	500	600	1320	905	992
	G1B0112	Bookcase, 1 shelf, includes feet	800	400	720	191	214
	PXD620	Cupboard with lockable doors, 1 shelf <i>Feet G6F0287 have to be ordered separately</i>	800	600	720	387	422
	PXL620	Cupboard with lockable sliding doors, 1 shelf, includes adjustable plinth	1200	600	720	570	638

	CODE	DESCRIPTION	WIDTH	DEPTH	HEIGHT	G1: Band A MFC Carcass & Drawers G2: Band A MFC Carcass + Band B MFC Drawers G3: Band B MFC Carcass + Band A MFC Drawers G4: Band B MFC Carcass & Drawers			
						G1 (£)	G2 (£)	G3 (£)	G4 (£)
	G1A0247	Mobile pedestal (3 standard drawers, central locking; anti-tilt)	432	600	594	788	825	797	829
	G1A0447		432	800	594	914	955	923	955
	G1A0248	Mobile pedestal (1 pencil drawer; 3 standard drawers; central locking; anti-tilt)	432	600	594	865	906	878	906
	G1A0449		432	800	594	982	1024	992	1028
	G1A0246	Mobile pedestal (1 pencil drawer; 1 standard drawer and file drawer; central locking; anti-tilt)	432	600	594	804	840	817	840
	G1A0448		432	800	594	928	969	932	969
	CODE	DESCRIPTION	WIDTH	DEPTH	HEIGHT	RSP (£)			
	G6F0002	Pen tray for desk height and mobile pedestals	335	235	35	26			
	G6F0046	Pen tray for heavy duty pedestals	368	250	25	42			
	G6F0287	5 plastic legs for W1200mm cupboards	-	-	23	19			
	G6F0298	4 height adjusting feet for G1A0214, G1A0213, G1A0215 Increases pedestal height to 740mm	-	-	20	20			

Boxi

Towers

TECHNICAL INFO



Minimalist style. Unlimited possibilities. A simple and universal solution designed to accommodate all your essentials in the office. Thanks to its storage capacity Boxi can be adapted to meet specific storage needs and ensure that all essentials are within reach.

- 2 widths: 360mm or 420mm
- 2 depths: 800mm (for single desks) or 820mm (for bench desks)
- 3 heights: 740mm (desk height), 1090mm and 1200mm
- Different inner combinations

Materials

Band A MFC

Whitened Oak (PA06)
Amber Oak (PA07)
White (PA01)
Dark Grey (PA03)
Pearl Grey (PA02)



Band B MFC

Sand Ash (PA09)
Dark Walnut (PA10)
Grey Wood (PA08)
Cubanit Grey (PA04)
Black (PA05)

Metal handles (Z)

Dark Grey (MA04)
Black (MA01)
Grey (MA02)
White (MA03)















Fabric*













Camira Era
Audéjas Austea 
Camira Lucia 
Gabriel Velito Presto
Camira Synergy




HPL (drawer fronts)

Grey (HA01)
Cappuccino (HA02) Light Yellow (HA03)
Mint (HA04)
White (HA19)



 Sustainable / natural










G1: Band A MFC Carcass & Door G2: Band A MFC Carcass + Band B MFC Door		G3: Band B MFC Carcass + Band A MFC Door G4: Band B MFC Carcass & Door							
	CODE	DESCRIPTION	WIDTH	DEPTH	HEIGHT	G1 (£)	G2 (£)	G3 (£)	G4 (£)
	G1A0076	R/H tower with 2 shelves and pencil tray	420	800	740	1063	1073	1092	1107
	G1A0081		420	820	740	1083	1098	1112	1132
	G1A0082	L/H tower with 2 shelves and pencil tray	420	800	740	1063	1073	1092	1107
	G1A0090		420	820	740	1083	1098	1112	1132
	G1A0091	R/H tower with bookcase on top No handles (cut-outs)	360	800	1090	1071	1097	1126	1146
	G1A0092		360	820	1090	1101	1120	1145	1174
	G1A0093	L/H tower with bookcase on top No handles (cut-outs)	360	800	1090	1071	1097	1126	1146
	G1A0094		360	820	1090	1101	1120	1145	1174
	G1A0099	Tower with 3 shelves	420	800	1090	1464	1498	1602	1641
	G1A0100		420	820	1090	1466	1510	1609	1643
	G1A0101	R/H tower with 3 shelves and pencil tray	420	800	1200	1525	1569	1668	1701
	G1A0102		420	820	1200	1541	1580	1673	1708
	G1A0113	L/H tower with 3 shelves and pencil tray	420	800	1200	1529	1573	1672	1706
	G1A0115		420	820	1200	1541	1580	1673	1708

	CODE	DESCRIPTION	WIDTH	DEPTH	HEIGHT	G1 (£)	G2 (£)	G3 (£)	G4 (£)
	G1A0128	R/H tower with 2 shelves, 1 metal shelf and file drawer	420	800	1200	1746	1760	1790	1810
	G1A0129		420	820	1200	1750	1775	1799	1824
	G1A0130	L/H tower with 2 shelves, 1 metal shelf and file drawer	420	800	1200	1746	1760	1790	1810
	G1A0132		420	820	1200	1750	1775	1799	1824
	G1A0133	R/H tower with 1 shelf, 2 metal shelves and 2 small drawers	420	800	1200	1693	1708	1752	1772
	G1A0134		420	820	1200	1703	1737	1772	1787
	G1A0135	L/H tower with 1 shelf, 2 metal shelves and 2 small drawers	420	800	1200	1701	1716	1760	1780
	G1A0141		420	820	1200	1703	1737	1772	1787
	G1A0146	R/H tower with power socket, 1 shelf, 2 metal shelves and 2 small drawers	420	800	1200	1890	1901	1940	1955
	G1A0147		420	820	1200	1928	1938	1972	1997
	G1A0148	L/H tower with power socket, 1 shelf, 2 metal shelves and 2 small drawers	420	800	1200	1890	1901	1940	1955
	G1A0149		420	820	1200	1928	1938	1972	1997
	G1A0142	R/H tower with USB A+C Fast Charge, 1 shelf, 2 metal shelves and 2 small drawers	420	800	1200	2146	2166	2184	2204
	G1A0143		420	820	1200	2170	2180	2195	2219
	G1A0144	L/H tower with USB A+C Fast Charge, 1 shelf, 2 metal shelves and 2 small drawers	420	800	1200	2146	2166	2184	2204
	G1A0145		420	820	1200	2170	2180	2195	2219

		G1: Band A MFC Carcass		G2: Band B MFC Carcass			
	CODE	DESCRIPTION	WIDTH	DEPTH	HEIGHT	G1 (£)	G2 (£)
	G1B0092	Bookcase for D800mm towers <i>Not suitable for W360mm towers</i>	800	420	370	149	173
	G1B0093	Bookcase for D820mm towers <i>Not suitable for W360mm towers</i>	820	420	370	159	183
	G1B0094	Planter box for D800mm towers <i>Not suitable for W360mm towers</i>	800	420	334	112	131
	G1B0163	Planter box for D800mm towers <i>Not suitable for W360mm towers</i>	800	420	200	90	104
	G1B0095	Planter box for D820mm towers <i>Not suitable for W360mm towers</i>	820	420	334	126	156
	G1B0164	Planter box for D820mm towers <i>Not suitable for W360mm towers</i>	820	420	200	100	120

G1: Band A MFC Carcass + HPL Sliding Door
G2: Band B MFC Carcass + HPL Sliding Door

	CODE	DESCRIPTION	WIDTH	DEPTH	HEIGHT	G1 (£)	G2 (£)
	G1A0095	R/H tower with HPL sliding door cupboard on top No handles	360	800	1090	1205	1278
	G1A0096		360	820	1090	1224	1301
	G1A0097	L/H tower with HPL sliding door cupboard on top No handles	360	800	1090	1205	1278
	G1A0098		360	820	1090	1224	1301

		G1: Era / Lucia / Austea *		G2: Velito Presto / Synergy *			
	CODE	DESCRIPTION	WIDTH	DEPTH	HEIGHT	G1 (£)	G2 (£)
	G9A0025	Felt-lined insert for metal shelves	671	198	3	28	48
	G9A0026		453	342	3	38	53
	CODE	DESCRIPTION	WIDTH	DEPTH	HEIGHT	RSP (£)	
	G9A0007	Metal shelf (right)	300	300	100	78	
	G9A0008	Metal shelf (central)	300	300	100	93	
	G1A0234	3 drawer insert with HPL drawer fronts (White MFC carcass only)	370	305	330	356	
	G9A0009	Metal hook for clothes	20	28	62	20	
	G6F0380	Master key (1 pc.)	-	-	-	46	
	G6F0381	Removal key (1 pc.)	-	-	-	29	
	G6F0382	Cylinder lock with 2 keys	-	-	-	21	

Uni & Uni Plus

Modular storage system

TECHNICAL INFO



A choice of over 60 cupboard and bookcase combinations.

All storage units have 19mm carcasses and 25mm tops to complement desking and finished backs for use as room dividers. Cupboards include shelves and locks. All units are supplied without a base, this must be chosen from the options available.

A universal storage system created for easy document archiving, this exclusively wide range of cupboards allows you to choose from shelves of different heights and widths, paired with different types of possible cupboard doors. Backs of the cupboards may be covered with a whiteboard or with fabric for sound absorption.

You can choose conventional shelves, shelves with dividers and fixed or pull-out filing cradles. All accessories are suitable for UK and EU standards.

Materials

Band A MFC

Whitened Oak (PA06)
Amber Oak (PA07)
White (PA01)
Dark Grey (PA03)
Pearl Grey (PA02)

Band B MFC

Sand Ash (PA09)
Dark Walnut (PA10)
Grey Wood (PA08)
Cubanit Grey (PA04)
Black (PA05)

Glass

Clear (1)
Dark Grey (2)

Metal

Dark Grey (MA04)
Black (MA01)
Grey (MA02)
White (MA03)



Tambour door


White (MA03)
Grey (MA02)

Handles









Curved (K)
Slimline (X)
Sliding Door Profile (Y)










Fabric*








Berta
Fidivi Bondai
Audéjas Austeia 
Camira Lucia 
Gabriel Velito Presto
Camira Synergy










 Sustainable / natural





G1: Band A MFC Carcass & Doors		G3: Band B MFC Carcass + Band A MFC Doors							
G2: Band A MFC Carcass + Band B MFC Doors		G4: Band B MFC Carcass & Doors							
	CODE	DESCRIPTION	WIDTH	DEPTH	HEIGHT	G1 (£)	G2 (£)	G3 (£)	G4 (£)
	X2C081	Uni cupboard with lockable doors, 2 levels	800	425	754	385	403	417	435
	X2C101		1000	425	754	447	470	469	492
	X3C081	Uni cupboard with lockable doors, 3 levels	800	425	1120	502	529	538	565
	X3C101		1000	425	1120	582	618	640	676
	X4C081	Uni cupboard with lockable doors, 4 levels	800	425	1508	609	662	667	720
	X5C081	Uni cupboard with lockable doors, 5 levels	800	425	1874	717	754	771	808
	X5C101		1000	425	1874	871	911	929	969
	X5C121		1200	425	1874	1013	1058	1098	1143
	X5C083	Uni cupboard with lockable doors, metal pull-out hanging rail, 1 shelf	800	425	1874	665	702	705	742
	X5C082	Uni cupboard with lockable doors, metal hanging rail, 1 shelf	800	600	1874	806	843	874	911
	X5C061	Uni L/H cupboard with lockable door, 5 levels	600	425	1874	602	634	633	665
	X5C063	Uni L/H cupboard with metal pull-out hanging rail, 1 shelf	600	425	1874	564	596	596	628
	X5C062	Uni R/H cupboard with lockable door, 5 levels	600	425	1874	602	634	633	665
	X5C064	Uni R/H cupboard with metal pull-out hanging rail, 1 shelf	600	425	1874	564	596	596	628










	CODE	DESCRIPTION	WIDTH	DEPTH	HEIGHT	G1 (£)	G2 (£)	G3 (£)	G4 (£)
	X5C122	Uni wardrobe with metal pull-out hanging rail (left side) and shelves (right side)	1200	425	1874	998	1043	1075	1120
	X5C123	Uni wardrobe with 2 metal pull-out hanging rails	1200	425	1874	983	1028	1052	1097
	X6C081	Uni cupboard with lockable doors, 6 levels	800	425	2240	884	942	946	1004
	X6C101		1000	425	2240	1040	1081	1107	1148
	X6C121		1200	425	2240	1179	1246	1269	1336
	X6C061	Uni L/H cupboard, lockable door, 6 levels	600	425	2240	780	798	829	847
	X6C062	Uni R/H cupboard, lockable door, 6 levels	600	425	2240	778	797	827	846
	U2C080	Uni Plus cupboard with lockable doors and 1 adj. shelf	800	475	700	397	403	423	429
	U2C100	Uni Plus cupboard with lock, 2 levels*	1000	475	754	414	437	437	460
	U3C100	Uni Plus cupboard with lock, 3 levels*	1000	475	1120	503	531	539	567
	U4C100	Uni Plus cupboard with lock, 4 levels*	1000	475	1508	618	645	658	685
	U5C100	Uni Plus cupboard with lock, 5 levels*	1000	475	1874	726	771	766	811










G1: Band A MFC Carcass & Doors		G3: Band B MFC Carcass + Band A MFC Doors							
G2: Band A MFC Carcass + Band B MFC Doors		G4: Band B MFC Carcass & Doors							
	CODE	DESCRIPTION	WIDTH	DEPTH	HEIGHT	G1 (£)	G2 (£)	G3 (£)	G4 (£)
	X5H061	Uni L/H cupboard with low hinged doors, 5 levels	600	425	1874	523	540	559	576
	X5H062	Uni R/H cupboard with low hinged doors, 5 levels	600	425	1874	521	538	557	574
	X4H081	Uni cupboard with low double doors, 4 levels	800	425	1508	560	578	623	641
	X5H081	Uni cupboard with low double doors, 5 levels	800	425	1874	598	616	643	661
	X6H081	Uni cupboard with low double doors, 6 levels	800	425	2240	673	691	735	753
	X5F081	Uni cupboard with 2 sidefile drawers, 5 levels	800	425	1874	1307	1312	1357	1362
	X5G081	Uni cupboard with glass upper doors and low double doors, 5 levels	800	425	1874	1039	1057	1084	1102

	CODE	DESCRIPTION	WIDTH	DEPTH	HEIGHT	G1 (£)	G2 (£)	G3 (£)	G4 (£)
	X1C081	Uni wall mounted cupboard with doors	800	356	370	198	216	211	229
	G1B0153	Uni side filer, 2 drawers for both A4 and foolscap files	800	425	754	1208	1245	1298	1343
	G1B0156	Uni side filer, 2 drawers for both A4 and foolscap files	1000	425	754	1381	1407	1458	1516
	X2S082	Uni Slide cupboard with sliding doors <i>No handles required</i>	800	425	754	515	552	550	587
	X2S122		1200	425	754	613	653	652	692
	X3S082	Uni Slide cupboard with sliding doors <i>No handles required</i>	800	425	1120	652	696	702	746
	X3S122		1200	425	1120	774	824	837	887
	X2S101	Uni cupboard with sliding lockable doors, 2 levels	1000	425	754	492	510	531	549
	X2S121		1200	425	754	510	532	555	577
	X3S101	Uni cupboard with sliding lockable doors, 3 levels	1000	425	1120	600	626	658	684
	X3S121		1200	425	1120	613	641	671	699
	X5S121	Uni cupboard with sliding lockable doors, 5 double levels	1200	425	1874	917	953	985	1021
	X5S122	Uni wardrobe with sliding doors, metal pull-out hanging rail (left side) and shelves (right side)	1200	425	1874	898	934	961	997
	X5S123	Uni wardrobe with sliding doors, 2 metal pull-out hanging rails	1200	425	1874	879	915	937	973
	X5S124		1200	600	1874	1031	1067	1125	1161















G1: Berta / Bondai *
G2: Lucia / Austea *
G3: Velito Presto / Synergy *

	CODE	DESCRIPTION	WIDTH	DEPTH	HEIGHT	G1 (£)	G2 (£)	G3 (£)
	G1Z0009	Fabric panel for use with X2N101, X2C101, G1B0156, X2T101, X2S101, U2T101, U2N100, U2C100	961	-	703	111	134	210
	G1Z0010	Fabric panel for use with X3S101, X3T101, X3C101, U3T101, U3N100, U3C100	961	-	1069	161	179	287


	CODE	DESCRIPTION	WIDTH	DEPTH	HEIGHT	G1: Band A MFC		G2: Band B MFC	
						G1 (£)	G2 (£)	G1 (£)	G2 (£)
	G1B0056	Uni wall mounted bookcase, 1 level	800	336	370	107	120		
	X2N081	Uni bookcase, 2 levels	800	425	754	225	257		
	X2N101		1000	425	754	273	295		
	X3N081	Uni bookcase, 3 levels	800	425	1120	302	338		
	X3N101		1000	425	1120	366	424		
	X4N081	Uni bookcase, 4 levels	800	425	1508	370	428		
	X5N061	Uni bookcase, 5 levels	600	425	1874	393	424		
	X5N081		800	425	1874	428	482		
	X5N101		1000	425	1874	537	595		
	X6N061	Uni bookcase, 6 levels	600	425	2240	499	548		
	X6N081		800	425	2240	513	575		
	X6N101		1000	425	2240	666	733		
	X2N121	Uni shelf unit, 2 levels, 1 divider	1200	425	754	340	385		
	X5N121	Uni bookcase, 5 levels, 1 divider	1200	425	1874	633	718		
	X6N121	Uni bookcase, 6 levels, 1 divider	1200	425	2240	750	840		







	CODE	DESCRIPTION	G1: Band A MFC		G2: Band B MFC		
			WIDTH	DEPTH	HEIGHT	G1 (£)	G2 (£)
	U2N080	Uni Plus bookcase with 1 adjustable shelf	800	475	700	252	278
	G1E0017	W820mm top for U2C080 / U2N080 / U2T080 when used on end of D1640mm Nova bench desks	820	475	25	57	61
	U2T080	Uni Plus cupboard with tambour lock doors and adj. shelf	800	475	700	599	616
	X2T101	Uni cupboard with tambour doors, 2 levels	1000	425	754	678	720
	U2T101	Uni Plus cupboard with tambour doors, 2 levels*	1000	475	754	655	700
	X3T101	Uni cupboard with tambour doors, 3 levels	1000	425	1120	937	1012
	U3T101	Uni Plus cupboard with tambour doors, 3 levels*	1000	475	1120	867	926
	U4T101	Uni Plus cupboard with tambour doors and lock*	1000	475	1508	1172	1241
	U5T101	Uni Plus cupboard with tambour doors and lock*	1000	475	1874	1231	1303


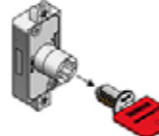






Prices exclude base. Please see end of section for a range of available storage bases.
* Shelves and/or filing frames must be ordered separately

	CODE	DESCRIPTION	WIDTH	DEPTH	HEIGHT	G1 (£)	G2 (£)
	U2N100	Uni Plus bookcase, 2 levels*	1000	475	754	240	263
	U3N100	Uni Plus bookcase, 3 levels*	1000	475	1120	287	315
	U4N100	Uni Plus bookcase, 4 levels*	1000	475	1508	347	374
	U5N100	Uni Plus bookcase, 5 levels*	1000	475	1874	392	437
	G1C0038	Adjustable shelf for Uni Plus tambour door cupboard	842	410	25	47	51
	G1C0039	2 adjustable shelves for Uni Plus tambour door cupboards	842	410	25	73	87
	G1C0066	Adjustable shelf for Uni Plus bookcases & double door cupboards	962	410	25	53	57
	G1C0067	2 adjustable shelves for Uni Plus bookcases & double door cupboards	962	410	25	101	105
	G1C0070	Fixed shelf for Uni Plus tambour door cupboards - 1 must be ordered per 4 or 5 level unit	844	410	25	52	56
	G1C0071	Fixed shelf for Uni Plus bookcases & double door cupboards - 1 must be ordered per 4 or 5 level unit	962	410	25	57	61
	U0Z003	Lateral filing shelf for Uni Plus tambour door cupboards	842	410	25	141	145
	U0Z014	Lateral filing shelf for Uni Plus bookcases & double door cupboards	962	410	25	150	154
	U0Z008	Shelf with 5 chrome dividers for Uni Plus tambour door cupboards	842	410	25	89	93
	U0Z015	Shelf with 5 chrome dividers for Uni Plus bookcases & double door cupboards	942	410	25	99	103

Prices exclude base. Please see end of section for a range of available storage bases.
* Shelves and/or filing frames must be ordered separately

	CODE	DESCRIPTION	G1: Band A MFC			G2: Band B MFC	
			WIDTH	DEPTH	HEIGHT	G1 (£)	G2 (£)
	G1B0144	Plinth for 600mm x 425mm storage	-	-	80	41	46
	G1B0141	Plinth for 800mm x 425mm storage	-	-	80	46	51
	G1B0245	Plinth for 800mm x 600mm storage	-	-	80	48	52
	G1B0142	Plinth for 1000mm x 425mm storage	-	-	80	51	56
	G1B0145	Plinth for 1000mm x 475mm Uni Plus storage	-	-	80	60	74
	G1B0143	Plinth for 1200mm x 425mm storage	-	-	80	57	71
	G1B0246	Plinth for 1200mm x 600mm storage	-	-	80	63	77


	CODE	DESCRIPTION	WIDTH	DEPTH	HEIGHT	RSP (£)
	G1M0009	4 metal legs for W600mm / W800mm / W1000mm storage	-	-	80	46
	G1M0010	4 metal legs and 1 support leg for W1200mm storage	-	-	80	51
	G6F0286	4 plastic feet for W600mm / W800mm / W1000mm storage	-	-	20	19
	G6F0287	5 plastic feet for W1200mm storage	-	-	20	19
	G6F0346	Plastic feet for W600mm / W800mm / W1000mm Uni Plus storage	-	-	38	34
	G6F0156	4 castors (2 with brakes) for W800mm storage, up to 3 levels	-	-	90	126
	G6F0157	5 castors (2 with brakes) for W1000-1600mm storage, up to 3 levels	-	-	90	154
	G1N0004	Metal counterweight for storage with metal legs or plastic feet (X5C063, X5C064, X5F081)	-	-	-	237
	G1N0006	Metal counterweight for storage with metal legs or plastic feet (X5C122, X5C123)	-	-	-	284
	G1N0001	Counterweight for X5C063, X5C064, X5C122, X5C123 with plinth	-	-	-	93
	G1N0002	Counterweight for X5F081 with plinth	-	-	-	121

	CODE	DESCRIPTION	WIDTH	DEPTH	HEIGHT	RSP (£)
	G6F0380	Master key (1 pc.)	-	-	-	46
	G6F0381	Barrel removal key (1 pc.)	-	-	-	29
	G1Z0007	Whiteboard panel for use with: X2N101, X2C101, G1B0156, X2T101, X2S101, U2T101, U2N100, U2C100	961	-	703	140
	G1Z0008	Whiteboard panel for use with: X3S101, X3T101, X3C101, U3T101, U3N100, U3C100	961	-	1069	205
	G6F0115	Pull-out black metal filing cradle (suitable for A4 or foolscap filing) for Uni Plus cupboards with tambour doors	842	350	95	268
	G6F0345	Pull-out black metal filing cradle (suitable for A4 or foolscap filing) for Uni Plus W1000mm cupboards	962	350	95	305
	G6F0117	Filing cradle for D475mm Uni Plus tambour door cupboards	842	410	25	84
	G6F0347	Filing cradle for D475mm Uni Plus bookcases & double door cupboards	962	410	25	93

Choice

Modular storage system

TECHNICAL INFO



A modular storage system for modern workspaces.

Endless choices of sizes, door types, shelf options, bases and more make the Choice storage range stand out from the crowd. Choice storage units can be easily combined into multiple arrangements, allowing flexible storage solutions for any area of your workspace.

You can also combine different textures: fabric, melamine and natural veneer. Choose from a wide range of fabrics to create desired colour combinations that will blend nicely into your office.

You can use acoustic doors along with other acoustic solutions (panels, partitions) to create a better acoustic comfort in your office.

Metal baseboard or metal legs will be perfect for those who want to create a minimalist office style. Legs made of natural ash wood will bring you closer to nature in a very subtle manner. Castors will make it easy to rearrange office furniture.

Materials

Band A MFC

Whitened Oak (PA06)
Amber Oak (PA07)
White (PA01)
Dark Grey (PA03)
Pearl Grey (PA02)

Band B MFC

Sand Ash (PA09)
Dark Walnut (PA10)
Grey Wood (PA08)
Cubanit Grey (PA04)
Black (PA05)

Metal

Dark Grey (MA04)
Black (MA01)
Grey (MA02)
White (MA03)

Band A Veneer

Oak (NA01)
Walnut (NA03)
Ash (NA04)
Ash stained Black (NC01)

Band B Veneer

Ash stained Dark Brown (NC02)
Walnut stained Grey (NC03)

Fabric*

Berta - *Panel only*
Camira Era - *Cushion only*
Fidivi Bondai
Gabriel Step/Step Melange - *Cushion only*
Camira Lucia ♻️
Audėjas Austea ♻️
Gabriel Velito Presto
Camira Synergy

PET Felt ♻️



Grey (BA01)
Light Grey (BA02)
Green (BA03)
Dark Blue (BA04)
Blue (BA05)
Coral Pink (BA10)
Chestnut (BA07)
Dark Pink (BA06)
Dark Grey (BA08)
Lime (BA09)
Light Grey (BA12)
Light Beige (BA11)


♻️ Sustainable / natural








Handles
Slimline (X)
Block (G)
Inset (C)




















* Narbutas offer limited options from popular fabric ranges on their products - please see [Narbutas Fabrics List](#) for details
See [PET felt colour swatches](#) for details



G1: Band A MFC Carcass & Doors G2: Band A MFC Carcass + Band B MFC Doors		G3: Band B MFC Carcass + Band A MFC Doors G4: Band B MFC Carcass & Doors							
	CODE	PRECONFIGURED IDEAS	WIDTH	DEPTH	HEIGHT	G1 (£)	G2 (£)	G3 (£)	G4 (£)
	C2K001	Preconfigured 2H combination of cabinets with sliding door and base	1200	400	890	682	692	814	824
	C2K002	Preconfigured 2H combination of cabinets with sliding door, fabric back panel and base Band A Fabric	1200	400	890	1132	1142	1264	1274
	C3K001	Preconfigured 3H combination of cabinets with sliding door and bookcase, with fabric back panel and base Band A Fabric	2800	400	1260	2303	2323	2527	2537
	C3K002	Preconfigured 3H combination of cabinets with sliding door, fabric back panel and base Band A Fabric	4000	400	1260	3748	3783	4265	4275






		G1: Band A MFC			G2: Band B MFC		
	CODE	DESCRIPTION	WIDTH	DEPTH	HEIGHT	G1 (£)	G2 (£)
	G1B0350	Bookcase, 1 level	800	400	370	131	182






G1: Band A MFC Carcass & Shelves G2: Band A MFC Carcass + Band B MFC Shelves		G3: Band B MFC Carcass + Band A MFC Shelves G4: Band B MFC Carcass & Shelves							
	CODE	DESCRIPTION	WIDTH	DEPTH	HEIGHT	G1 (£)	G2 (£)	G3 (£)	G4 (£)
	G1B0351	Bookcase, 1 level, 1 divider	800	400	370	153	158	199	199
	G1B0353		1000	400	370	165	175	216	231
	G1B0354	Bookcase, 1 level, 2 dividers	1200	400	370	213	227	273	289
	G1B0356	Bookcase, 1 level, 3 dividers	1600	400	370	273	293	361	370
	C2N080	Bookcase, 2 levels	800	400	720	244	260	320	336
	C2N081	Bookcase, 2 levels, 1 divider	800	400	720	276	297	338	359
	C2N100		1000	400	720	325	346	397	418
	C2N120	Bookcase, 2 levels, 2 dividers	1200	400	720	396	432	487	523
	C3N080	Bookcase, 3 levels	800	400	1075	333	358	429	454
	C3N081	Bookcase, 3 levels, 1 divider	800	400	1075	388	424	474	510
	C3N100		1000	400	1075	424	465	517	558
	C3N120	Bookcase, 3 levels, 2 dividers	1200	400	1075	555	627	656	728



G1: Band A MFC Carcass & Shelves		G3: Band B MFC Carcass + Band A MFC Shelves							
G2: Band A MFC Carcass + Band B MFC Shelves		G4: Band B MFC Carcass & Shelves							
	CODE	DESCRIPTION	WIDTH	DEPTH	HEIGHT	G1 (£)	G2 (£)	G3 (£)	G4 (£)
	C4N080	Bookcase, 4 levels	800	400	1425	443	473	540	570
	C4N100	Bookcase, 4 levels, 1 divider	1000	400	1425	575	631	709	765
	C4N120	Bookcase, 4 levels, 1 divider	1200	400	1425	635	696	762	823
	C5N080	Bookcase, 5 levels	800	400	1780	509	550	648	689
	C5N100	Bookcase, 5 levels, 1 divider	1000	400	1780	712	779	849	916
	C5N120	Bookcase, 5 levels, 1 divider	1200	400	1780	759	839	908	988
	C6N080	Bookcase, 6 levels	800	400	2130	629	675	771	817
	C6N100	Bookcase, 6 levels, 1 divider	1000	400	2130	860	942	1018	1100
	C6N120	Bookcase, 6 levels, 1 divider	1200	400	2130	932	1045	1116	1229



G1: Band A MFC Carcass & Doors		G3: Band B MFC Carcass + Band A MFC Doors							
G2: Band A MFC Carcass + Band B MFC Doors		G4: Band B MFC Carcass & Doors							
	CODE	DESCRIPTION	WIDTH	DEPTH	HEIGHT	G1 (£)	G2 (£)	G3 (£)	G4 (£)
	C2C080	Cupboard with double locking doors, no shelves	800	420	720	470	485	546	561
	C2C100	Cupboard with double locking doors, no shelves	1000	420	720	523	539	604	620
	C2C081	Cupboard with double locking doors, 2 levels	800	420	720	516	531	601	616
	C2C101	Cupboard with double locking doors, 2 levels	1000	420	720	581	597	683	699
	C3C080	Cupboard with double locking doors, no shelves	800	420	1075	542	574	623	655
	C3C100	Cupboard with double locking doors, no shelves	1000	420	1075	587	633	680	726
	C3C081	Cupboard with double locking doors, 3 levels	800	420	1075	621	653	727	759
	C3C101	Cupboard with double locking doors, 3 levels	1000	420	1075	700	746	814	860






G1: Band A MFC Carcass + White MFC Doors		G2: Band B MFC Carcass + White MFC Doors					
	CODE	DESCRIPTION	WIDTH	DEPTH	HEIGHT	G1 (£)	G2 (£)
	C3C082	Cupboard with double acoustic locking doors, no shelves	800	420	1075	1826	1907
	C3C083	Cupboard with double acoustic locking doors, 3 levels	800	420	1075	1905	2011







		G1: Band A MFC Carcass & Doors				G3: Band B MFC Carcass + Band A MFC Doors			
		G2: Band A MFC Carcass + Band B MFC Doors				G4: Band B MFC Carcass & Doors			
	CODE	DESCRIPTION	WIDTH	DEPTH	HEIGHT	G1 (£)	G2 (£)	G3 (£)	G4 (£)
	C4C080	Cupboard with double locking doors, no shelves	800	420	1425	685	731	781	827
	C4C100		1000	420	1425	737	783	861	907
	C4C081	Cupboard with double locking doors, 4 levels	800	420	1425	796	842	912	958
	C4C101		1000	420	1425	895	941	1060	1106
	C5C080	Cupboard with double locking doors, no shelves	800	420	1780	804	861	943	1000
	C5C100		1000	420	1780	899	960	1035	1096
	C5C081	Cupboard with double locking doors, 5 levels	800	420	1780	936	993	1116	1173
	C5C101		1000	420	1780	1100	1161	1286	1347
	C6C080	Cupboard with double locking doors, no shelves	800	420	2130	955	1025	1112	1182
	C6C100		1000	420	2130	1056	1143	1213	1300








	CODE	DESCRIPTION	WIDTH	DEPTH	HEIGHT	G1 (£)	G2 (£)	G3 (£)	G4 (£)
	C6C081	Cupboard with double locking doors, 6 levels	800	420	2130	1117	1187	1326	1396
	C6C101		1000	420	2130	1312	1399	1540	1627
	C4C082	Wardrobe with double locking doors, 1 shelf and metal pull-out hanging rail	800	420	1425	695	736	801	842
	C5C082		800	420	1780	814	865	963	1014
	C2H080	Cupboard with double locking doors and open top section, 2 levels	800	420	720	483	493	575	585
	C3H080	Cupboard with double locking doors and open top section, 3 levels	800	420	1075	583	593	689	699
	C4H080	Cupboard with double locking doors and open top section, 4 levels	800	420	1425	715	730	831	846







G1: Band A MFC Carcass & Doors		G3: Band B MFC Carcass + Band A MFC Doors							
G2: Band A MFC Carcass + Band B MFC Doors		G4: Band B MFC Carcass & Doors							
	CODE	DESCRIPTION	WIDTH	DEPTH	HEIGHT	G1 (£)	G2 (£)	G3 (£)	G4 (£)
	C5H080	Cupboard with double locking doors and open top section, 5 levels	800	420	1780	775	790	955	970
	C6H080	Cupboard with double locking doors and open top section, 6 levels	800	420	2130	890	922	1099	1131
	G1B0352	Cupboard with 1 sliding locking door, 2 sections	800	400	370	194	199	235	240
	G1B0355	Cupboard with 1 sliding locking door, 3 sections	1200	400	370	256	261	322	327
	G1B0357	Cupboard with 2 sliding locking doors, 4 sections	1600	400	370	361	366	448	448


G1: Band A MFC Carcass & Drawers		G3: Band B MFC Carcass + Band A MFC Drawers							
G2: Band A MFC Carcass + Band B MFC Drawers		G4: Band B MFC Carcass & Drawers							
	CODE	DESCRIPTION	WIDTH	DEPTH	HEIGHT	G1 (£)	G2 (£)	G3 (£)	G4 (£)
	G1A0526	Assembled cabinet with shelf and 2 drawers (incl. bottom file drawer, suitable for A4 or foolscap filing; central locking; without base), R/H	1600	425	520	950	1026	960	1037
	G1A0527	Assembled cabinet with shelf and 2 drawers (incl. bottom file drawer, suitable for A4 or foolscap filing; central locking; without base), L/H	1600	425	520	950	1026	960	1037









	CODE	DESCRIPTION	WIDTH	DEPTH	HEIGHT	G1 (£)	G2 (£)	G3 (£)	G4 (£)
	C2S080	Cupboard with 2 sliding locking doors, 2 levels	800	400	720	476	507	558	589
	C2S100		1000	400	720	529	554	631	656
	C2S120		1200	400	720	584	600	695	711
	C2S160		1600	400	720	701	746	829	874
	C3S080	Cupboard with 2 sliding locking doors, 3 levels	800	400	1075	560	596	670	706
	C3S100		1000	400	1075	655	686	777	808
	C3S120		1200	400	1075	726	765	869	908
	C3S160		1600	400	1075	898	953	1076	1131
	C4S120	Cupboard with 2 sliding locking doors, 4 levels	1200	400	1425	916	962	1105	1151
	C4S160		1600	400	1425	1103	1169	1322	1388
	C5S120	Cupboard with 2 sliding locking doors, 5 levels	1200	400	1780	1065	1126	1299	1360
	C4S121	Wardrobe with sliding locking doors, 1 shelf and metal pull-out hanging rails	1200	400	1425	857	903	1026	1072
	C5S121		1200	400	1780	975	1036	1175	1236










G1: Band A MFC		G2: Band B MFC		G3: Veneer		G4: Band B Veneer			
	CODE	DESCRIPTION	WIDTH	DEPTH	HEIGHT	G1 (£)	G2 (£)	G3 (£)	G4 (£)
	G1B0426	Sides and top for 1H, W800mm x H370mm cupboards	835	420	386	81	92	245	301
	G1B0427	Sides and top for 2H, W800mm x H720mm cupboards	835	420	738	118	134	343	413
	G1B0428	Sides and top for 3H, W800mm x H1075mm cupboards	835	420	1090	130	160	440	511
	G1B0429	Sides and top for 4H, W800mm x H1425mm cupboards	835	420	1442	177	223	549	636
	G1B0430	Sides and top for 5H, W800mm x H1780mm cupboards	835	420	1794	197	243	636	732
	G1B0431	Sides and top for 1H, W1000mm x H370mm cupboards	1035	420	386	95	116	284	340









	CODE	DESCRIPTION	WIDTH	DEPTH	HEIGHT	G1 (£)	G2 (£)	G3 (£)	G4 (£)
	G1B0432	Sides and top for 2H, W1000mm x H720mm cupboards	1035	420	738	118	138	373	439
	G1B0433	Sides and top for 3H, W1000mm x H1075mm cupboards	1035	420	1090	135	171	467	542
	G1B0434	Sides and top for 4H, W1000mm x H1425mm cupboards	1035	420	1442	183	223	580	657
	G1B0435	Sides and top for 5H, W1000mm x H1780mm cupboards	1035	420	1794	210	257	675	771
	G1B0436	Sides and top for 1H, W1200mm x H370mm cupboards	1235	420	386	121	132	330	382
	G1B0437	Sides and top for 2H, W1200mm x H720mm cupboards	1235	420	738	142	167	417	489
	G1B0438	Sides and top for 3H, W1200mm x H1075mm cupboards	1235	420	1090	154	195	500	582










G1: Band A MFC		G2: Band B MFC			G3: Veneer			G4: Band B Veneer			
	CODE	DESCRIPTION	WIDTH	DEPTH	HEIGHT	G1 (£)	G2 (£)	G3 (£)	G4 (£)		
	G1B0439	Sides and top for 4H, W1200mm x H1425mm cupboards	1235	420	1442	187	239	596	692		
	G1B0440	Sides and top for 5H, W1200mm x H1780mm cupboards	1235	420	1794	202	259	686	783		
	G1B0441	Sides and top for 1H, W1600mm x H370mm cupboards	1635	420	386	133	158	377	444		
	G1B0442	Sides and top for 2H, W1600mm x H720mm cupboards	1635	420	738	153	188	474	545		
	G1B0443	Sides and top for 3H, W1600mm x H1075mm cupboards	1635	420	1090	175	210	557	648		
	G1B0444	Sides and top for 4H, W1600mm x H1425mm cupboards	1635	420	1442	198	244	646	743		



G1: Era / Bondai *		G2: Austea / Step/Step Melange / Lucia *			G3: Velito Presto / Synergy *			
	CODE	DESCRIPTION	WIDTH	DEPTH	HEIGHT	G1 (£)	G2 (£)	G3 (£)
	G5E0007	Hook-and-loop cushion for cabinets	808	404	32	170	210	271
	G5E0010		802	429	32	173	213	279
	G5E0008		1010	404	32	179	220	281
	G5E0009		1212	404	32	192	231	299







G1: Berta / Bondai *		G2: Austea / Lucia *			G3: Velito Presto / Synergy *			
	CODE	DESCRIPTION	WIDTH	DEPTH	HEIGHT	G1 (£)	G2 (£)	G3 (£)
	G1Z0012	Fabric back panel for 1 level, W800mm x H370mm units	762	-	334	53	68	98
	G1Z0013	Fabric back panel for 2 level, W800mm x H720mm units	762	-	684	81	102	143
	G1Z0014	Fabric back panel for 3 level, W800mm x H1075mm units	762	-	1038	115	165	247
	G1Z0015	Fabric back panel for 4 level, W800mm x H1425mm units	762	-	1389	156	197	289
	G1Z0016	Fabric back panel for 1 level, W1000mm x H370mm units	962	-	334	71	81	112
	G1Z0017	Fabric back panel for 2 level, W1000mm x H720mm units	962	-	684	117	122	183
	G1Z0018	Fabric back panel for 3 level, W1000mm x H1075mm units	962	-	1038	156	213	314
	G1Z0019	Fabric back panel for 4 level, W1000mm x H1425mm units	962	-	1389	214	240	347

G1: Berta / Bondai		G2: Lucia / Austea			G3: Velito Presto / Synergy			
	CODE	DESCRIPTION	WIDTH	DEPTH	HEIGHT	G1 (£)	G2 (£)	G3 (£)
	G1Z0020	Fabric back panel for 1 level, W1200mm x H370mm units	1162	-	334	76	102	133
	G1Z0021	Fabric back panel for 2 level, W1200mm x H720mm units	1162	-	684	126	142	214
	G1Z0022	Fabric back panel for 3 level, W1200mm x H1075mm units	1162	-	1038	251	303	409
	G1Z0023	2 fabric back panels (2pcs.) for 4 level, W1200mm x H1425mm units	573	-	1389	231	287	425
	G1Z0024	Fabric back panel for 1 level, W1600mm x H370mm units	1562	-	334	90	111	156
	G1Z0047	Fabric back panel for 2H, W1600mm x H520mm cabinets	1562	-	476	152	187	275
	G1Z0025	Fabric back panel for 2 level, W1600mm x H720mm units	1562	-	684	152	187	275
	G1Z0026	2 fabric back panels (2pcs.) for 3 level, W1600mm x H1075mm units	772	-	1038	263	334	493
	G1Z0027	2 fabric back panels (2pcs.) for 4 level, W1600mm x H1425mm units	772	-	1389	366	356	529







G1: ZA00 Plain Pattern		G2: ZA30 Straight Pattern / ZA80 Liana Pattern					
	CODE	DESCRIPTION	WIDTH	DEPTH	HEIGHT	G1 (£)	G2 (£)
	G4P0089	PET felt back panel for 1H, W800mm x 370mm cabinets	762	9	334	57	88
	G4P0090	PET felt back panel for 2H, W800mm x 720mm cabinets	762	9	684	133	183
	G4P0091	PET felt back panel for 3H, W800mm x 1075mm cabinets	762	9	1038	184	266
	G4P0092	PET felt back panel for 4H, W800mm x 1425mm cabinets	762	9	1389	245	343
	G4P0093	PET felt back panel for 1H, W1000mm x 370mm cabinets	962	9	334	72	93
	G4P0094	PET felt back panel for 2H, W1000mm x 720mm cabinets	962	9	684	149	195
	G4P0095	PET felt back panel for 3H, W1000mm x 1075mm cabinets	962	9	1038	230	297
	G4P0096	PET felt back panel for 4H, W1000mm x 1425mm cabinets	962	9	1389	307	393










G1: ZA00 Plain Pattern			G2: ZA30 Straight Pattern / ZA80 Liana Pattern				
	CODE	DESCRIPTION	WIDTH	DEPTH	HEIGHT	G1 (£)	G2 (£)
	G4P0097	PET felt back panel for 1H, W1200mm x H370mm cabinets	1162	9	334	88	113
	G4P0098	PET felt back panel for 2H, W1200mm x H720mm cabinets	1162	9	684	174	230
	G4P0099	PET felt back panel for 3H, W1200mm x H1075mm cabinets	1162	9	1038	266	347
	G4P0100	PET felt back panels (2 pcs) for 4H, W1200mm x H1425mm cabinets	573 + 573	9	1389	459	566
	G4P0101	PET felt back panel for 1H, W1600mm x H370mm cabinets	1562	9	334	118	154
	G4P0122	PET felt back panel for 2H, W1600mm x H520 mm cabinets	1562	9	476	241	167
	G4P0102	PET felt back panel for 2H, W1600mm x H720mm cabinets	1562	9	684	241	311
	G4P0103	PET felt back panels (2 pcs) for 3H, W1600mm x H1075mm cabinets	772 + 772	9	1038	358	470
	G4P0104	PET felt back panels (2 pcs) for 4H, W1600mm x H1425mm cabinets	772 + 772	9	1389	485	627








G1: Era *		G2: Lucia / Austeia *			G3: Velito Presto / Synergy *			
	CODE	DESCRIPTION	WIDTH	DEPTH	HEIGHT	G1 (£)	G2 (£)	G3 (£)
	G9A0198	Felt-lined metal drawer with lock	584	290	50	317	340	351
	G9A0176	Felt-lined metal drawer with lock	585	250	50	342	353	365

		G1: Band A MFC			G2: Band B MFC		
	CODE	DESCRIPTION	WIDTH	DEPTH	HEIGHT	G1 (£)	G2 (£)
	G1C0072	Shelf for 2 level, W800mm storage	764	379	18	46	55
	G1C0074	2 shelves for 3 level, W800mm storage	764	379	18	79	104
	G1C0076	2 shelves and 1 fixed shelf for 4 level, W800mm storage	764	379	18	111	131
	G1C0080	3 shelves and 1 fixed shelf for 5 level, W800mm storage	764	379	18	132	173
	G1C0073	Shelf for 2 level, W1000mm storage	964	379	25	58	79
	G1C0075	2 shelves for 3 level, W1000mm storage	964	379	25	113	134
	G1C0078	2 shelves and 1 fixed shelf for 4 level, W1000mm storage	964	379	25	158	199
	G1C0081	3 shelves and 1 fixed shelf for 5 level, W1000mm storage	964	379	25	201	251
	G1C0083	Shelf for W800mm storage	764	379	18	50	66
	G1C0084	Shelf for W1000mm storage	964	379	25	69	84
	G1C0085	Shelf with 7 chrome dividers for 800mm storage	764	379	200	121	136
	G1C0086	Shelf with 7 chrome dividers for 1000mm storage	964	379	200	142	152
	G1B0449	Pigeon hole insert for W800mm storage	764	310	334	79	104
	G1B0450	Pigeon hole insert for W1000mm storage	964	310	327	90	115
	G1N0007	2 MFC counterweights for W800mm storage unit with pull out filing cradle	764	333	25	93	113
	G1N0008	2 MFC counterweights for W1000mm storage unit with pull out filing cradle	964	333	25	116	131
	G1B0422	Wooden plinth for W800mm cupboards	800	400	80	53	68
	G1B0423	Wooden plinth for W1000mm cupboards	1000	400	80	65	75
	G1B0424	Wooden plinth for W1200mm cupboards	1200	400	80	70	80
	G1B0425	Wooden plinth for W1600mm cupboards	1600	400	80	77	103

* Narbutas offer limited options from popular fabric ranges on their products - please see [Narbutas Fabrics List](#) for details


	CODE	DESCRIPTION	WIDTH	DEPTH	HEIGHT	RSP (£)
	G1M0016	Metal plinth for W800mm cupboards	800	400	40	89
	G1M0017	Metal plinth for W1000mm cupboards	1000	400	40	97
	G1M0018	Metal plinth for W1200mm cupboards	1200	400	40	116
	G1M0019	Metal plinth for W1600mm cupboards	1600	400	40	130
	G6F0370	5 plastic feet for W800mm / W1000mm storage	Ø50	-	17	23
	G6F0371	6 plastic feet for W1200mm / W1600mm storage	Ø50	-	17	23
	G1M0020	Metal legs for W800mm / W1000mm storage	400	153	80	33
	G1M0021	Metal legs for W1200mm / W1600mm storage	400	153	80	44
	G1M0022	Metal frame with legs	800	400	150	110
	G1M0023		1000	400	150	133
	G1M0024	Metal frame with legs and central leg	1200	400	150	149
	G1M0025		1600	400	150	181
	G6F0372	4 stained natural ash (NB01) or ash stainedred black (NB02) solid wooden legs for W800mm / W1000mm storage	400	160	150	396
	G6F0373	5 stained natural ash (NB01) or ash stainedred black (NB02) solid wooden legs for W1200mm / W1600mm storage	400	160	150	447
	G6F0156	4 castors (2 with brakes) for W800mm storage	N/A	N/A	90	126
	G6F0157	5 castors (2 with brakes) for W1000-1600mm storage	N/A	N/A	90	154
	G6F0379	Black plastic drawer (without lock)	380	375	32	149

	CODE	DESCRIPTION	WIDTH	DEPTH	HEIGHT	RSP (£)
	G9A0161	Metal lateral filing shelf for W800mm storage with hinged doors (suitable for A4 suspension files)	764	378	28	105
	G9A0163	Metal lateral filing shelf for W1000mm storage with hinged doors (suitable for A4 suspension files)	964	378	28	116
	G9A0159	Metal shelf for W800mm storage with sliding doors	373	326	28	68
	G9A0160	Metal shelf for W1000mm storage with sliding doors	473	326	28	75
	G9A0158	Metal shelf for W1200mm storage with sliding doors	573	326	28	80
	G9A0162	Metal shelf for W1600mm storage with sliding doors	773	326	28	102
	G6F0374	Pull-out filing cradle for W800mm storage - max. 1 per unit	762	350	95	343
	G6F0375	Pull-out filing cradle for W1000mm storage - max. 1 per unit	962	350	95	374
	C0Z046	Pull-out black metal filing cradle and anti tilt for W800mm storage, black, 2 pcs.	762	350	95	710
	C0Z047	Pull-out black metal filing cradle and anti tilt for W1000mm storage, black, 2 pcs.	962	350	95	772

	CODE	DESCRIPTION	WIDTH	DEPTH	HEIGHT	RSP (£)
	G1N0009	Metal counterweight for 4/5/6 level storage with pull-out filing cradles	410	190	8	231
	G6F0378	Filing frame for suspension files A4	340	305	245	103
	G1A0234	3 drawer insert, White MFC carcass with HPL drawer fronts (Grey (HA01), Cappuccino (HA02), Light Yellow (HA03), Mint (HA04) or White (HA19))	370	305	330	356
	G6F0383	6 stickers for fixing units together	-	-	-	21
	G6F0380	Master key for AP locks	-	-	-	46
	G6F0381	Removal key for AP locks	-	-	-	29
	G6F0382	Cylinder lock with 2 keys for AP locks	-	-	-	21

Choice Lockers

TECHNICAL INFO



Choice modular MFC lockers are a creative and versatile solution for secure personal storage.

You can personalize your locker and create a variety of combinations or simply match the door colour with locker carcass. Create colourful combinations by mixing and matching carcass and door finishes including new perforated metal doors in 7 different colours.

Lockers are supplied with cylinder key locks as standard; optional combination or digital locks, including hidden RFID locks are available, as well as two different door

types – fully enclosed or with a handy cut-out for mail. You can add shelves, coat hooks and other accessories to the inside.

Lockers cater to the needs of employees who spend majority of their time working outside the office or have flexible work hours as well as the resident workers and office visitors. With Choice you can now include fabric seating and wardrobe niches in your locker storage combinations to add additional flexible storage space or a cosy spot for a quick break!

Locks



AP: Cylinder lock with retention for personal use



BP: Combination lock for personal use

BS: Combination lock for shared use



CS: Electronic keypad lock for shared use



FS: Electronic hidden RFID lock for shared or personal use (works with all MIFARE® Classic (13,56 MHz) cards).



ES: Electronic touchscreen RFID/keypad lock for shared or personal use (works with all MIFARE® Classic cards or MIFARE® Desfire Evo II cards).

Materials

Band A MFC

Whitened Oak (PA06)
Amber Oak (PA07)
White (PA01)
Dark Grey (PA03)
Pearl Grey (PA02)

Band B MFC

Sand Ash (PA09)
Dark Walnut (PA10)
Grey Wood (PA08)
Cubanit Grey (PA04)
Black (PA05)

Veneer

Oak (NA01)

HPL









Grey (HA01)
Cappuccino (HA02)
Light Yellow (HA03)
Mint (HA04)
White (HA19)

Metal

Black (MA01)
Grey (MA02)
White (MA03)
Dark Grey (MA04)
Deep Bronze (MA05)
Dusty Rose (MA06)
Avacado Green (MA07)









G1: Band A MFC Carcass + Metal Doors + AP Lock
 G2: Band B MFC Carcass + Metal Doors + AP Lock
 G3: Band A MFC Carcass + Metal Doors + BP/BS Lock

G4: Band B MFC Carcass + Metal Doors + BP/BS Lock
 G5: Band A MFC Carcass + Metal Doors + CS/ES Lock
 G6: Band B MFC Carcass + Metal Doors + CS/ES Lock

	CODE	DESCRIPTION	WIDTH	DEPTH	HEIGHT	G1 (£)	G2 (£)	G3 (£)	G4 (£)	G5 (£)	G6 (£)
	C2D090	Single row locker with 2 small lockable perforated metal doors (without base)	450	500	900	632	709	742	819	1038	1115
	C2D091	Single row locker with 1 big lockable perforated metal door (without base)	450	500	900	476	537	533	594	681	742
	C3D130	Single row locker with 3 small lockable perforated metal doors (without base)	450	500	1350	923	1014	1088	1179	1532	1623
	C3D131	Single row locker with 1 small and 1 big lockable perforated metal door (without base)	450	500	1350	765	856	877	968	1173	1264
	C4D180	Single row locker with 4 small lockable perforated metal doors (without base)	450	500	1800	1239	1367	1459	1587	2051	2179
	C4D181	Single row locker with 2 big lockable perforated metal doors (without base)	450	500	1800	896	1003	1010	1117	1306	1413
	C4D182	Single row locker with 2 small and 1 big lockable perforated metal doors (without base)	450	500	1800	1038	1154	1205	1321	1649	1765
	C4D183	Single row locker with 1 big and 2 small lockable perforated metal doors (without base)	450	500	1800	1038	1154	1205	1321	1649	1765

G1: Band A MFC Carcass + Band A MFC Doors + AP Lock
 G2: Band A MFC Carcass + Band B MFC Doors + AP Lock
 G3: Band A MFC Carcass + Veneer / HPL Doors + AP Lock

G4: Band B MFC Carcass + Band A MFC Doors + AP Lock
 G5: Band B MFC Carcass + Band B MFC Doors + AP Lock
 G6: Band B MFC Carcass + Veneer / HPL Doors + AP Lock

	CODE	DESCRIPTION	WIDTH	DEPTH	HEIGHT	G1 (£)	G2 (£)	G3 (£)	G4 (£)	G5 (£)	G6 (£)
	C2C090	Single row locker with 2 small doors, with cylinder lock (without base)	450	500	900	432	442	574	509	519	651
	C2C091	Single row locker with 1 big lockable door, with cylinder lock (without base)	450	500	900	316	336	459	377	397	520
	C3C130	Single row locker with 3 small doors, with cylinder lock (without base)	450	500	1350	623	638	836	714	729	927
	C3C131	Single row locker with 1 small and 1 big doors, with cylinder lock (without base)	450	500	1350	505	530	719	596	621	810
	C4C180	Single row locker with 4 small doors, with cylinder lock (without base)	450	500	1800	839	859	1123	967	987	1251
	C4C181	Single row locker with 2 big doors, with cylinder lock (without base)	450	500	1800	576	616	862	683	723	969
	C4C182	Single row locker with 2 small and 1 big doors, with cylinder lock (without base)	450	500	1800	678	708	963	794	824	1079
	C4C183	Single row locker with 1 big and 2 small doors, with cylinder lock (without base)	450	500	1800	678	708	963	794	824	1079









G1: Band A MFC Carcass + Band A MFC Doors + AP Lock
 G2: Band A MFC Carcass + Band B MFC Doors + AP Lock
 G3: Band A MFC Carcass + Veneer / HPL Doors + AP Lock

G4: Band B MFC Carcass + Band A MFC Doors + AP Lock
 G5: Band B MFC Carcass + Band B MFC Doors + AP Lock
 G6: Band B MFC Carcass + Veneer / HPL Doors + AP Lock

	CODE	DESCRIPTION	WIDTH	DEPTH	HEIGHT	G1 (£)	G2 (£)	G3 (£)	G4 (£)	G5 (£)	G6 (£)
	C2C092	Single row locker with 2 small doors, with cylinder lock (with mail slot; shelves to be ordered separately; without base)	450	500	900	436	456	568	513	533	645
	C2C093	Single row locker with 1 big door, with cylinder lock (with mail slot; shelves to be ordered separately; without base)	450	500	900	323	344	466	384	405	527
	C3C132	Single row locker with 3 small doors, with cylinder lock (with mail slot; shelves to be ordered separately; without base)	450	500	1350	629	659	827	720	750	918
	C3C133	Single row locker with 1 small and 1 big doors, with cylinder lock (with mail slot; shelves to be ordered separately; without base)	450	500	1350	514	545	723	605	636	814
	C4C184	Single row locker with 4 small doors, with cylinder lock (with mail slot; shelves to be ordered separately; without base)	450	500	1800	847	887	1111	975	1015	1239
	C4C185	Single row locker with 2 big doors, with cylinder lock (with mail slot; shelves to be ordered separately; without base)	450	500	1800	590	632	876	697	739	983
	C4C186	Single row locker with 2 small and 1 big doors, with cylinder lock (with mail slot; shelves to be ordered separately; without base)	450	500	1800	689	730	964	805	846	1080
	C4C187	Single row locker with 1 big and 2 small doors, with cylinder lock (with mail slot; shelves to be ordered separately; without base)	450	500	1800	689	730	964	805	846	1080

G1: Band A Carcass + Band A Doors + BP/BS Lock
 G2: Band A Carcass + Band B Doors + BP/BS Lock
 G3: Band A Carcass + Veneer / HPL Doors + BP/BS Lock

G4: Band B Carcass + Band A Doors + BP/BS Lock
 G5: Band B Carcass + Band B Doors + BP/BS Lock
 G6: Band B Carcass + Veneer / HPL Doors + BP/BS Lock

	CODE	DESCRIPTION	WIDTH	DEPTH	HEIGHT	G1 (£)	G2 (£)	G3 (£)	G4 (£)	G5 (£)	G6 (£)
	C2G090	Single row locker with 2 small doors, with combination lock (without base)	450	500	900	536	548	658	613	625	735
	C2G091	Single row locker with 1 big lockable door, with combination lock (without base)	450	500	900	353	378	500	414	439	561
	C3G130	Single row locker with 3 small doors, with combination lock (without base)	450	500	1350	779	797	962	870	888	1053
	C3G131	Single row locker with 1 small and 1 big doors, with combination lock (without base)	450	500	1350	594	625	802	685	716	893
	C4G180	Single row locker with 4 small doors, with combination lock (without base)	450	500	1800	1047	1071	1291	1175	1199	1419
	C4G181	Single row locker with 2 big doors, with combination lock (without base)	450	500	1800	650	700	944	757	807	1051
	C4G182	Single row locker with 2 small and 1 big doors, with combination lock (without base)	450	500	1800	819	856	1088	935	972	1204
	C4G183	Single row locker with 1 big and 2 small doors, with combination lock (without base)	450	500	1800	819	856	1088	935	972	1204









G1: Band A Carcass + Band A Doors + BP/BS Lock
 G2: Band A Carcass + Band B Doors + BP/BS Lock
 G3: Band A Carcass + Veneer / HPL Doors + BP/BS Lock

G4: Band B Carcass + Band A Doors + BP/BS Lock
 G5: Band B Carcass + Band B Doors + BP/BS Lock
 G6: Band B Carcass + Veneer / HPL Doors + BP/BS Lock

	CODE	DESCRIPTION	WIDTH	DEPTH	HEIGHT	G1 (£)	G2 (£)	G3 (£)	G4 (£)	G5 (£)	G6 (£)
	C2G092	Single row locker with 2 small doors, with combination lock (with mail slot; shelves to be ordered separately; without base)	450	500	900	548	548	698	625	625	775
	C2G093	Single row locker with 1 big door, with combination lock (with mail slot; shelves to be ordered separately; without base)	450	500	900	362	388	500	423	449	561
	C3G132	Single row locker with 3 small doors, with combination lock (with mail slot; shelves to be ordered separately; without base)	450	500	1350	797	797	1022	888	888	1113
	C3G133	Single row locker with 1 small and 1 big doors, with combination lock (with mail slot; shelves to be ordered separately; without base)	450	500	1350	609	635	822	700	726	913
	C4G184	Single row locker with 4 small doors, with combination lock (with mail slot; shelves to be ordered separately; without base)	450	500	1800	1071	1071	1371	1199	1199	1499
	C4G185	Single row locker with 2 big doors, with combination lock (with mail slot; shelves to be ordered separately; without base)	450	500	1800	668	720	944	775	827	1051
	C4G186	Single row locker with 2 small and 1 big doors, with combination lock (with mail slot; shelves to be ordered separately; without base)	450	500	1800	840	866	1128	956	982	1244
	C4G187	Single row locker with 1 big and 2 small doors, with combination lock (with mail slot; shelves to be ordered separately; without base)	450	500	1800	840	866	1128	956	982	1244








G1: Band A Carcass + Band A Doors + CS/ES Lock
 G2: Band A Carcass + Band B Doors + CS/ES Lock
 G3: Band A Carcass + Veneer / HPL Doors + CS/ES Lock

G4: Band B Carcass + Band A Doors + CS/ES Lock
 G5: Band B Carcass + Band B Doors + CS/ES Lock
 G6: Band B Carcass + Veneer / HPL Doors + CS/ES Lock

	CODE	DESCRIPTION	WIDTH	DEPTH	HEIGHT	G1 (£)	G2 (£)	G3 (£)	G4 (£)	G5 (£)	G6 (£)
	C2L090	Single row locker with 2 small doors, with electronic lock (without base)	450	500	900	836	848	918	913	925	995
	C2L091	Single row locker with 1 big lockable door, with electronic lock (without base)	450	500	900	494	504	570	555	565	631
	C3L130	Single row locker with 3 small doors, with electronic lock (without base)	450	500	1350	1229	1247	1352	1320	1338	1443
	C3L131	Single row locker with 1 small and 1 big doors, with electronic lock (without base)	450	500	1350	885	901	1002	976	992	1093
	C4L180	Single row locker with 4 small doors, with electronic lock (without base)	450	500	1800	1647	1671	1811	1775	1799	1939
	C4L181	Single row locker with 2 big doors, with electronic lock (without base)	450	500	1800	932	952	1084	1039	1059	1191
	C4L182	Single row locker with 2 small and 1 big doors, with electronic lock (without base)	450	500	1800	1260	1282	1418	1376	1398	1534
	C4L183	Single row locker with 1 big and 2 small doors, with electronic lock (without base)	450	500	1800	1260	1282	1418	1376	1398	1534









G1: Band A Carcass + Band A Doors + CS/ES Lock
 G2: Band A Carcass + Band B Doors + CS/ES Lock
 G3: Band A Carcass + Veneer / HPL Doors + CS/ES Lock




G4: Band B Carcass + Band A Doors + CS/ES Lock
 G5: Band B Carcass + Band B Doors + CS/ES Lock
 G6: Band B Carcass + Veneer / HPL Doors + CS/ES Lock





	CODE	DESCRIPTION	WIDTH	DEPTH	HEIGHT	G1 (£)	G2 (£)	G3 (£)	G4 (£)	G5 (£)	G6 (£)
	C2L092	Single row locker with 2 small doors, with electronic lock (with mail slot; shelves to be ordered separately; without base)	450	500	900	802	812	884	879	889	961
	C2L093	Single row locker with 1 big lockable door, with electronic lock (with mail slot; shelves to be ordered separately; without base)	450	500	900	494	500	571	555	561	632
	C3L132	Single row locker with 3 small doors, with electronic lock (with mail slot; shelves to be ordered separately; without base)	450	500	1350	1178	1193	1301	1269	1284	1392
	C3L133	Single row locker with 1 small and 1 big doors, with electronic lock (with mail slot; shelves to be ordered separately; without base)	450	500	1350	868	879	986	959	970	1077
	C4L184	Single row locker with 4 small doors, with electronic lock (with mail slot; shelves to be ordered separately; without base)	450	500	1800	1579	1599	1743	1707	1727	1871
	C4L185	Single row locker with 2 big doors, with electronic lock (with mail slot; shelves to be ordered separately; without base)	450	500	1800	932	944	1086	1039	1051	1193
	C4L186	Single row locker with 2 small and 1 big doors, with electronic lock (with mail slot; shelves to be ordered separately; without base)	450	500	1800	1226	1242	1385	1342	1358	1501
	C4L187	Single row locker with 1 big and 2 small doors, with electronic lock (with mail slot; shelves to be ordered separately; without base)	450	500	1800	1226	1242	1385	1342	1358	1501

G1: Band A Carcass + Band A Doors + FS Lock
 G2: Band A Carcass + Band B Doors + FS Lock
 G3: Band A Carcass + Veneer / HPL Doors + FS Lock





G4: Band B Carcass + Band A Doors + FS Lock
 G5: Band B Carcass + Band B Doors + FS Lock
 G6: Band B Carcass + Veneer / HPL Doors + FS Lock




	CODE	DESCRIPTION	WIDTH	DEPTH	HEIGHT	G1 (£)	G2 (£)	G3 (£)	G4 (£)	G5 (£)	G6 (£)
	C2E090	Single row locker with 2 small doors, with electronic hidden lock (without base)	450	500	900	948	958	1020	1025	1035	1097
	C2E091	Single row locker with 1 big lockable door, with electronic hidden lock (without base)	450	500	900	590	595	661	651	656	722
	C3E130	Single row locker with 3 small doors, with electronic hidden lock (without base)	450	500	1350	1397	1412	1505	1488	1503	1596
	C3E131	Single row locker with 1 small and 1 big doors, with electronic hidden lock (without base)	450	500	1350	1037	1047	1144	1128	1138	1235
	C4E180	Single row locker with 4 small doors, with electronic hidden lock (without base)	450	500	1800	1871	1891	2015	1999	2019	2143
	C4E181	Single row locker with 2 big doors, with electronic hidden lock (without base)	450	500	1800	1124	1134	1266	1231	1241	1373
	C4E182	Single row locker with 2 small and 1 big doors, with electronic hidden lock (without base)	450	500	1800	1468	1483	1611	1584	1599	1727
	C4E183	Single row locker with 1 big and 2 small doors, with electronic hidden lock (without base)	450	500	1800	1468	1483	1611	1584	1599	1727





						G1: Band A MFC			G2: Band B MFC					
G1: Band A Carcass + Band A Doors + FS Lock G2: Band A Carcass + Band B Doors + FS Lock G3: Band A Carcass + Veneer / HPL Doors + FS Lock			G4: Band B Carcass + Band A Doors + FS Lock G5: Band B Carcass + Band B Doors + FS Lock G6: Band B Carcass + Veneer / HPL Doors + FS Lock			WIDTH	DEPTH	HEIGHT	G1 (£)	G2 (£)	G3 (£)	G4 (£)	G5 (£)	G6 (£)
	C2E092	Single row locker with 2 small doors, with electronic hidden lock (with mail slot; shelves to be ordered separately; without base)	450	500	900	902	912	974	979	989	1051			
	C2E093	Single row locker with 1 big lockable door, with electronic hidden lock (with mail slot; shelves to be ordered separately; without base)	450	500	900	540	551	612	601	612	673			
	C3E132	Single row locker with 3 small doors, with electronic hidden lock (with mail slot; shelves to be ordered separately; without base)	450	500	1350	1328	1343	1436	1419	1434	1527			
	C3E133	Single row locker with 1 small and 1 big doors, with electronic hidden lock (with mail slot; shelves to be ordered separately; without base)	450	500	1350	964	980	1072	1055	1071	1163			
	C4E184	Single row locker with 4 small doors, with electronic hidden lock (with mail slot; shelves to be ordered separately; without base)	450	500	1800	1779	1799	1923	1907	1927	2051			
	C4E185	Single row locker with 2 big doors, with electronic hidden lock (with mail slot; shelves to be ordered separately; without base)	450	500	1800	1024	1046	1168	1131	1153	1275			
	C4E186	Single row locker with 2 small and 1 big doors, with electronic hidden lock (with mail slot; shelves to be ordered separately; without base)	450	500	1800	1372	1393	1516	1488	1509	1632			
	C4E187	Single row locker with 1 big and 2 small doors, with electronic hidden lock (with mail slot; shelves to be ordered separately; without base)	450	500	1800	1382	1409	1562	1498	1525	1678			









						G1: Band A MFC			G2: Band B MFC					
G1: Band A Carcass + Band A Doors G2: Band A Carcass + Band B Doors G3: Band A Carcass + Veneer / HPL Doors			G4: Band B Carcass + Band A Doors G5: Band B Carcass + Band B Doors G6: Band B Carcass + Veneer / HPL Doors			WIDTH	DEPTH	HEIGHT	G1 (£)	G2 (£)	G3 (£)	G4 (£)	G5 (£)	G6 (£)
	C4F180	Open wardrobe with metal hanging rail and adjustable shelf (without base)	900	500	1800	605	758							
	C4F181	Open wardrobe with metal hanging rail and fixed shelf (without base)	900	500	1800	605	757							
	C4F182	Cabinet with 2 doors and a niche for fabric panel (without lock and base)	900	500	1800	745	757	817	908	920	980			
G1: Era *			G2: Austea / Step/Step Melange *			G3: Cyber / Velito / Synergy *								
CODE	DESCRIPTION	WIDTH	DEPTH	HEIGHT	G1 (£)	G2 (£)	G3 (£)							
	COZ167	Set of fabric panels for niche (5 pcs.)	864	480	1313	807	1005	1205						







* Narbutas offer limited options from popular fabric ranges on their products - please see [Narbutas Fabrics List](#) for details

	CODE	DESCRIPTION	G1: Band A MFC			G2: Band B MFC	
			WIDTH	DEPTH	HEIGHT	G1 (£)	G2 (£)
	G1B0556	Planter box for W900mm combination (1pcs.)	900	500	200	116	141
	G1B0557		900	500	334	164	215
	G1B0558	Planter box for W1350mm combination (1pcs.)	1350	500	200	158	199
	G1B0559		1350	500	334	220	286
	G1B0554	Plinth for W450mm locker	450	474	100	48	53
	G1B0555	Plinth for W900mm combination	900	474	100	60	66

	CODE	DESCRIPTION	WIDTH	DEPTH	HEIGHT	RSP (£)
	G6F0500	Plastic leg (4 pcs.)	Ø50		17	12
	G6F0501	Plastic leg (16 pcs.)	Ø50		17	36
	G6F0502	Plastic leg (24 pcs.)	Ø50		17	58

	CODE	DESCRIPTION	G1: Band A MFC			G2: Band B MFC	
			WIDTH	DEPTH	HEIGHT	G1 (£)	G2 (£)
	G1B0495	Top panel for W450mm locker	451	502	16	31	41
	G1B0496	Top panel for W900mm combination	902	502	16	58	69
	G1B0497	Top panel for W1350mm combination	1353	502	16	81	112
	G1B0498	Top panel for W1800mm combination	1804	502	16	112	137

	CODE	DESCRIPTION	WIDTH	DEPTH	HEIGHT	RSP (£)
	G9A0007	Metal shelf (right)	300	300	100	78
	G9A0008	Metal shelf (central)	300	300	100	93
	G9A0009	Metal hook for clothes	20	28	62	20
	G6F0398	Glued plexiglas name card holder (1 pcs.)	60	90	1.5	16
	G6F0380	Master key (1 pc.)	-	-	-	46
	G6F0382	Cylinder lock with 2 keys	-	-	-	21
	G6F0505	Programming pin for BP lock (1 pcs.)				21
	G6F0403	Removal key (1 pcs.) for AP locks				25

	CODE	DESCRIPTION	WIDTH	DEPTH	HEIGHT	RSP (£)
	G6F0100	Master key for BP and BS locks (1 pcs.)				41
	G6F0421	Manager key for electronic locks (recommended 1-2 pcs. per office), 1pcs.				103
	G6F0422	Programming key for electronic locks (recommended one pcs. per office), 1 pcs.				139
	G6F0503	Extra empty card for ES and FS locks, 1 pcs.				32
	G6F0504	RFID sticker for ES and FS locks, 1 pcs.				6
	G9A0154	PET felt basket	358	130	280	111

Combus

Modular zoning shelving

TECHNICAL INFO



Combus is a modular shelving system designed for shaping and dividing spaces, different types of shelving, are designed for open space, against a wall or on top of Choice cabinets. Combus is functional, has an easily adaptable design and is environmentally friendly.

Choose from closed or open shelving, with boxes and drawers. Use a book-end as an additional accessory for orderly storage of books. With the planter boxes, you can easily add plants to create a biophilic office environment. The Combus system includes the possibility of attaching a screen, making it a great

solution for quick discussions. The cable routing from the screen to the floor is well thought out, with a metal duct leading from the screen to a cut-out at the bottom of the frame, then through the cut-out and under the plinth to an electrical socket.

Subtle design elements help you create character including a PET felt storage basket, metal planter box and a metal book-end.

Combine different finishes, such as metal, melamine and PET felt, to create unique combinations.

Materials

Band A MFC

Whitened Oak (PA06)
Amber Oak (PA07)
White (PA01)
Pearl Grey (PA02)
Dark Grey (PA03)

Band B MFC

Sand Ash (PA09)
Dark Walnut (PA10)
Grey Wood (PA08)
Cubanit Grey (PA04)
Black (PA05)

Band A Veneer

Oak (NA01)
Walnut (NA03)
Ash (NA04)
Ash stained Black (NC01)

Band B Veneer

Ash stained Dark Brown (NC02)
Walnut stained Grey (NC03)





Metal

Black (MA01)
Grey (MA02)
White (MA03)
Dark Grey (MA04)
Deep Bronze (MA05)
Dusty Rose (MA06)
Avacado Green (MA07)

PET Felt* ♻️




Grey (BA01)
Sand (BA02)
Green (BA03)
Dark Blue (BA04)
Blue (BA05)
Coral Pink (BA10)
Chestnut (BA07)
Dark Pink (BA06)
Dark Grey (BA08)
Lime (BA09)
Light Grey (BA12)
Light Beige (BA11)

♻️ Sustainable / natural









G1: Band A MFC		G2: Band B MFC		G3: Band A Veneer			G4: Band B Veneer			
	CODE	PRECONFIGURED IDEAS	WIDTH	DEPTH	HEIGHT	G1 (£)	G2 (£)	G3 (£)	G4 (£)	
	ZCK001	Combination of metal frame and shelves. 3H	1960	400	1255	2420	2570	3010	3330	
	ZCK002	Combination of metal frame and shelves. 4H	1960	400	1635	2916	3111	3651	4046	
	ZCK003	Combination of metal frame and shelves. 5H	1960	400	2015	3476	3676	4406	4796	
	ZCK004	Combination of metal frame and shelves. 6H	1961	400	2395	3535	3783	4604	5134	

G1: Band A MFC Shelves + Boxes
 G2: Band A MFC Shelves + Band B MFC Boxes
 G3: Band B MFC Shelves + Band A MFC Boxes


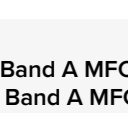






G4: Band B MFC Shelves + Boxes
 G5: Band A Veneer Shelves + Boxes
 G6: Band B Veneer Shelves + Boxes








	CODE	PRECONFIGURED	WIDTH	DEPTH	HEIGHT	G1 (£)	G2 (£)	G3 (£)	G4 (£)	G5 (£)	G6 (£)
	ZCK005	Combination of metal frame, shelves, cabinet with drawer and perforated metal back panels. 4H	2350	400	1635	3933	4080	4065	4212	5289	5964
	ZCK006	Combination of metal frame, shelves, shelves boxes and PET felt back panels. 5H	2349	400	2015	4296	4463	4464	4631	5851	6504
	ZCK007	Combination of metal frame, shelves, shelves boxes, cabinet with drawer and PET felt back panels. 4H	1961	400	1635	3464	3612	3573	3721	4605	5146








	CODE	PRECONFIGURED	WIDTH	DEPTH	HEIGHT	G1 (£)	G2 (£)	G3 (£)	G4 (£)	G5 (£)	G6 (£)
	ZCK008	Combination of metal frame, shelves, shelves boxes, metal planter boxes and perforated metal back panels. 4H	2349	400	1635	3856	3938	4027	4109	4978	5274
	ZCK009	Combination of metal frame, shelves, shelves boxes and PET felt back panels. 5H	1960	400	2015	4653	4859	4802	5008	6003	6630
	ZCK010	Combination of metal frame, shelves, shelves boxes, metal planter boxes, screen holder and perforated metal back panels. 5H	2349	400	2015	4426	4500	4638	4712	5701	6037
	ZCK011	Combination of metal frame, shelves, shelves boxes and perforated metal back panels. 6H	2736	400	2395	5882	6153	6093	6364	8102	9143
	ZCK012	Combination of metal frame, shelves, shelves boxes and PET felt back panels. 4H	2347	400	1635	4645	4908	4758	5021	6201	6803
	ZCK013	Combination of metal frame, shelves, shelves boxes, cabinet with drawer and PET felt back panels. 5H	1961	400	2015	4446	4709	4538	4801	6002	6712
	ZCK014	Combination of metal frame, shelves, shelves boxes, metal planter boxes and perforated metal back panels. 5H	2736	400	2015	5821	6101	5979	6259	7854	8786
	ZCK015	Combination of metal frame, shelves, shelves boxes, cabinet with drawer and perforated metal back panels. 6H	2349	400	2395	5134	5421	5286	5573	7214	8147







	CODE	DESCRIPTION	WIDTH	DEPTH	HEIGHT	RSP (£)
	ZCA340	Set of metal frames and plinth for shelves. Start and end module.	412	400	1255	413
	ZCA341	Metal frame and plinth for shelves. Extension module.	387	400	1255	248
	ZCA380	Set of metal frames and plinth for shelves. Start and end module.	800	400	1255	474
	ZCA381	Metal frame and plinth for shelves. Extension module.	775	400	1255	309
	ZCA440	Set of metal frames and plinth for shelves. Start and end module.	412	400	1635	492
	ZCA441	Metal frame and plinth for shelves. Extension module.	387	400	1635	291
	ZCA480	Set of metal frames and plinth for shelves. Start and end module.	800	400	1635	553
	ZCA481	Metal frame and plinth for shelves. Extension module.	775	400	1635	352



	CODE	DESCRIPTION	WIDTH	DEPTH	HEIGHT	RSP (£)
	ZCA540	Set of metal frames and plinth for shelves. Start and end module.	412	400	2015	578
	ZCA541	Metal frame and plinth for shelves. Extension module.	387	400	2015	337
	ZCA580	Set of metal frames and plinth for shelves. Start and end module.	800	400	2015	639
	ZCA581	Metal frame and plinth for shelves. Extension module.	775	400	2015	398
	ZCA640	Set of metal frames and plinth for shelves. Start and end module.	412	400	2395	669
	ZCA641	Metal frame and plinth for shelves. Extension module.	387	400	2395	381
	ZCA680	Set of metal frames and plinth for shelves. Start and end module.	800	400	2395	730
	ZCA681	Metal frame and plinth for shelves. Extension module.	775	400	2395	442









G1: Band A MFC		G2: Band B MFC		G3: Band A Veneer			G4: Band B Veneer				
	CODE	DESCRIPTION	WIDTH	DEPTH	HEIGHT	G1 (£)	G2 (£)	G3 (£)	G4 (£)		
	G1C0119	Set of 4 shelves	362	400	25	203	233	321	385		
	G1C0120	Set of 4 shelves	750	400	25	334	388	584	707		
G1: Band A MFC Shelves + Boxes G2: Band A MFC Shelves + Band B MFC Boxes G3: Band B MFC Shelves + Band A MFC Boxes						G4: Band B MFC Shelves + Boxes G5: Band A Veneer Shelves + Boxes G6: Band B Veneer Shelves + Boxes					
	CODE	DESCRIPTION	WIDTH	DEPTH	HEIGHT	G1 (£)	G2 (£)	G3 (£)	G4 (£)	G5 (£)	G6 (£)
	ZCA331	Set of 2 shelves and open shelf box	362	400	25 / 405	269	299	284	314	471	560
	ZCA332	Set of 2 shelves and closed shelf box	362	400	25 / 405	295	333	310	348	530	629
	ZCA333	Set of 1 shelf and open shelf box	362	400	25 / 785	283	327	287	331	520	628
	ZCA334	Set of 3 shelves and planter box	362	400	25 / 150	272	297	292	317	434	503
	ZCA335	Set of shelf, planter box and closed shelf box	362	400	25 / 150 / 405	366	429	370	433	636	749
	ZCA371	Set of 2 shelves and open shelf box	750	400	25 / 405	397	441	426	470	730	889









	CODE	DESCRIPTION	WIDTH	DEPTH	HEIGHT	G1 (£)	G2 (£)	G3 (£)	G4 (£)		
	ZCA372	Set of 2 shelves and closed shelf box	750	400	25 / 405	461	511	490	540	849	1036
	ZCA373	Set of 3 shelves and planter box	750	400	25 / 150	433	468	477	512	738	899
	ZCA374	Set of 2 shelves and shelf cabinet with drawer (without lock) Painted metal handle	750	400	25 / 405	686	735	715	764	1074	1270
	ZCA375	Set of shelf, planter box and shelf cabinet with drawer (without lock)	750	400	25 / 150 / 405	786	870	800	884	1235	1454
G1: Band A MFC		G2: Band B MFC		G3: Band A Veneer			G4: Band B Veneer				
	CODE	DESCRIPTION	WIDTH	DEPTH	HEIGHT	G1 (£)	G2 (£)	G3 (£)	G4 (£)		
	G1C0126	Set of 5 shelves	362	400	25	252	291	399	478		
	G1C0127	Set of 5 shelves	750	400	25	412	480	726	882		
G1: Band A MFC Shelves + Boxes G2: Band A MFC Shelves + Band B MFC Boxes G3: Band B MFC Shelves + Band A MFC Boxes						G4: Band B MFC Shelves + Boxes G5: Band A Veneer Shelves + Boxes G6: Band B Veneer Shelves + Boxes					
	CODE	DESCRIPTION	WIDTH	DEPTH	HEIGHT	G1 (£)	G2 (£)	G3 (£)	G4 (£)	G5 (£)	G6 (£)
	ZCA431	Set of 3 shelves and open shelf box	362	400	25 / 405	322	352	342	372	553	651
	ZCA432	Set of 3 shelves and closed shelf box	362	400	25 / 405	348	386	368	406	612	720



						G1: Band A MFC Shelves + Boxes G2: Band A MFC Shelves + Band B MFC Boxes G3: Band B MFC Shelves + Band A MFC Boxes						G4: Band B MFC Shelves + Boxes G5: Band A Veneer Shelves + Boxes G6: Band B Veneer Shelves + Boxes					
	CODE	DESCRIPTION	WIDTH	DEPTH	HEIGHT	G1 (£)	G2 (£)	G3 (£)	G4 (£)	G5 (£)	G6 (£)						
	ZCA435	Set of shelf, closed and open shelf boxes	362	400	25 / 405	416	484	420	488	755	897						
	ZCA433	Set of 2 shelves and open shelf box	362	400	25 / 785	329	373	344	388	600	724						
	ZCA434	Set of 4 shelves and planter box	362	400	25 / 150	320	345	350	375	507	601						
	ZCA436	Set of 3 shelves and 2 planter boxes	362	400	25 / 150	389	439	409	459	620	719						
	ZCA437	Set of 2 shelves, planter box and closed shelf box	362	400	25 / 150 / 405	412	475	427	490	716	845						
	ZCA471	Set of 3 shelves and open shelf box	750	400	25 / 405	481	525	525	569	878	1066						
	ZCA472	Set of 3 shelves and closed shelf box	750	400	25 / 405	545	595	589	639	997	1213						







	CODE	DESCRIPTION	WIDTH	DEPTH	HEIGHT	G1 (£)	G2 (£)	G3 (£)	G4 (£)	G5 (£)	G6 (£)
	ZCA475	Set of shelf, closed and open shelf boxes	750	400	25 / 405	609	703	623	717	1150	1387
	ZCA476	Set of 3 shelves and 2 planter boxes	750	400	25 / 150	612	682	656	726	1036	1260
	ZCA477	Set of 2 shelves and closed shelf box	750	400	25 / 785	576	655	605	684	1076	1326
	ZCA473	Set of 4 shelves and planter box	750	400	25 / 150	513	548	567	602	882	1068
	ZCA474	Set of 3 shelves and shelf cabinet with drawer (without lock) Painted metal handle	750	400	25 / 405	770	819	814	863	1222	1447
	ZCA478	Set of 2 shelves, planter box and shelf cabinet with drawer (without lock)	750	400	25 / 150 / 405	865	949	894	978	1372	1631









G1: Band A MFC		G2: Band B MFC		G3: Band A Veneer			G4: Band B Veneer			
	CODE	DESCRIPTION	WIDTH	DEPTH	HEIGHT	G1 (£)	G2 (£)	G3 (£)	G4 (£)	
	ZCA530	Set of 6 shelves	362	400	25	310	350	496	574	
	ZCA570	Set of 6 shelves	750	400	25	508	596	880	1076	





			G1: Band A MFC Shelves + Boxes G2: Band A MFC Shelves + Band B MFC Boxes G3: Band B MFC Shelves + Band A MFC Boxes						G4: Band B MFC Shelves + Boxes G5: Band A Veneer Shelves + Boxes G6: Band B Vaneer Shelves + Boxes					
	CODE	DESCRIPTION	WIDTH	DEPTH	HEIGHT	G1 (£)	G2 (£)	G3 (£)	G4 (£)	G5 (£)	G6 (£)			
	ZCA531	Set of 4 shelves and open shelf box	362	400	25 / 405	370	400	400	430	626	749			
	ZCA532	Set of 4 shelves and 1 closed shelf box	362	400	25 / 405	396	434	426	464	685	818			
	ZCA535	Set of 2 shelves, closed and open shelf boxes	362	400	25 / 405	462	530	477	545	835	993			
	ZCA533	Set of 3 shelves and open shelf box	362	400	25 / 785	382	426	402	446	682	815			
	ZCA536	Set of shelf, open and closed shelf boxes	362	400	25 / 405 / 785	476	558	480	562	884	1061			
	ZCA534	Set of 5 shelves and planter box	362	400	25 / 150	369	394	408	433	585	694			
	ZCA537	Set of 4 shelves and 2 planter boxes	362	400	25 / 150	437	487	467	517	693	817			
	ZCA538	Set of 3 shelves, planter box and closed shelf box	362	400	25 / 150 / 405	465	528	485	548	798	936			





	CODE	DESCRIPTION	WIDTH	DEPTH	HEIGHT	G1 (£)	G2 (£)	G3 (£)	G4 (£)	G5 (£)	G6 (£)
	ZCA571	Set of 4 shelves and open shelf box	750	400	25 / 405	561	605	615	659	1022	1235
	ZCA572	Set of 4 shelves and closed shelf box	750	400	25 / 405	625	675	679	729	1141	1382
	ZCA575	Set of 2 shelves, closed and open shelf boxes	750	400	25 / 405	688	782	717	811	1287	1564
	ZCA573	Set of 5 shelves and planter box	750	400	25 / 150	591	626	659	694	1024	1243
	ZCA576	Set of 4 shelves and 2 planter boxes	750	400	25 / 150	692	762	746	816	1180	1429
	ZCA574	Set of 3 shelves and closed shelf box	750	400	25 / 785	660	739	704	783	1224	1503
	ZCA577	Set of 3 shelves, planter box and shelf cabinet with drawer (without lock)	750	400	25 / 150 / 405	949	1033	993	1077	1520	1808
	ZCA578	Set of 2 shelves, open shelf box and shelf cabinet with drawer (without lock)	750	400	25 / 405	913	1006	942	1035	1512	1798


G1: Band A MFC		G2: Band B MFC			G3: Band A Veneer			G4: Band B Veneer			
	CODE	DESCRIPTION	WIDTH	DEPTH	HEIGHT	G1 (£)	G2 (£)	G3 (£)	G4 (£)		
	ZCA630	Set of 7 shelves	362	400	25	358	408	569	672		
	ZCA670	Set of 7 shelves	750	400	25	588	686	1024	1245		

G1: Band A MFC Shelves + Boxes G2: Band A MFC Shelves + Band B MFC Boxes G3: Band B MFC Shelves + Band A MFC Boxes						G4: Band B MFC Shelves + Boxes G5: Band A Veneer Shelves + Boxes G6: Band B Veneer Shelves + Boxes					
	CODE	DESCRIPTION	WIDTH	DEPTH	HEIGHT	G1 (£)	G2 (£)	G3 (£)	G4 (£)	G5 (£)	G6 (£)
	ZCA631	Set of 5 shelves and open shelf box	362	400	25 / 405	419	449	458	488	704	842
	ZCA637	Set of 3 shelves and 2 open shelf boxes	362	400	25 / 405	489	549	509	569	858	1015
	ZCA632	Set of 3 shelves, open and closed shelf box	362	400	25 / 405	515	583	535	603	917	1084
	ZCA633	Set of 5 shelves and closed shelf box	362	400	25 / 355	445	483	484	522	763	911
	ZCA638	Set of 3 shelves and 2 closed shelf boxes	362	400	25 / 405	541	617	561	637	976	1153
	ZCA634	Set of 4 shelves and open shelf box	362	400	25 / 785	430	474	460	504	755	913

	CODE	DESCRIPTION	WIDTH	DEPTH	HEIGHT	G1 (£)	G2 (£)	G3 (£)	G4 (£)	G5 (£)	G6 (£)
	ZCA635	Set of 2 shelves, open and closed shelf box	362	400	25 / 785	522	604	537	619	964	1157
	ZCA639	Set of 3 shelves, open shelf box and planter box	362	400	25 / 150 / 785	499	568	519	588	868	1031
	ZCA636	Set of 5 shelves and 2 planter boxes	362	400	25 / 150	486	536	525	575	771	910
	ZCA642	Set of 4 shelves, planter box and closed shelf box	362	400	25 / 150 / 405	513	576	543	606	871	1034
	ZCA671	Set of 5 shelves and open shelf box	750	400	25 / 405	639	683	707	751	1164	1410
	ZCA672	Set of 3 shelves, open and closed shelf box	750	400	25 / 405	772	866	816	910	1435	1741
	ZCA673	Set of 5 shelves and closed shelf box	750	400	25 / 405	703	753	771	821	1283	1557
	ZCA674	Set of 5 shelves and 2 planter boxes	750	400	25 / 150	770	840	838	908	1322	1604



						G1: Band A MFC Shelves + Boxes			G2: Band A MFC Shelves + Band B MFC Boxes			G3: Band B MFC Shelves + Band A MFC Boxes			G4: Band B MFC Shelves + Boxes			G5: Band A Veneer Shelves + Boxes			G6: Band B Vaneer Shelves + Boxes		
	CODE	DESCRIPTION	WIDTH	DEPTH	HEIGHT	G1 (£)	G2 (£)	G3 (£)	G4 (£)	G5 (£)	G6 (£)												
	ZCA675	Set of 4 shelves and closed shelf box	750	400	25 / 785	740	819	794	873	1368	1672												
	ZCA676	Set of 2 shelves, open and closed shelf boxes	750	400	25 / 405 / 785	803	926	832	955	1514	1854												
	ZCA677	Set of 3 shelves, 2 planter boxes and shelf cabinet with drawer (without lock)	750	400	25 / 150 / 405	1128	1247	1172	1291	1818	2169												
	ZCA678	Set of 3 shelves, open shelf box and shelf cabinet with drawer (without lock)	750	400	25 / 405	997	1090	1041	1134	1660	1975												


						G1: Band A MFC			G2: Band B MFC								
	CODE	DESCRIPTION	WIDTH	DEPTH	HEIGHT	G1 (£)	G2 (£)	G3 (£)	G4 (£)								
	ZCB280	Set of metal frame and 6 shelves for mounting on Choice cabinets (only 800mm width)	800	400	785	515	564										
						G1: Band A MFC Shelves + Boxes			G2: Band A MFC Shelves + Band B MFC Boxes			G3: Band B MFC Shelves + Band A MFC Boxes			G4: Band B MFC Shelves + Boxes		
	CODE	DESCRIPTION	WIDTH	DEPTH	HEIGHT	G1 (£)	G2 (£)	G3 (£)	G4 (£)								
	ZCB281	Set of metal frame, shelf and planter box	800	400	785	551	586	566	601								
	ZCB282	Set of metal frame, 2 shelves and 2 open shelf boxes for mounting on Choice cabinets (only 800mm width)	800	400	785	676	736	691	751								
	ZCB283	Set of metal frame, 2 shelves and 2 closed shelf boxes for mounting on Choice cabinets (only 800mm width)	800	400	785	736	809	751	824								

	CODE	DESCRIPTION	G1: Band A MFC			G2: Band B MFC		
			WIDTH	DEPTH	HEIGHT	G1 (£)	G2 (£)	
	ZCB380	Set of metal frame and 8 shelves for mounting on Choice cabinets (only 800mm width)	800	400	1165	716	774	

G1: Band A MFC Shelves + Boxes
G2: Band A MFC Shelves + Band B MFC Boxes



G3: Band B MFC Shelves + Band A MFC Boxes
G4: Band B MFC Shelves + Boxes

	CODE	DESCRIPTION	WIDTH	DEPTH	HEIGHT	G1 (£)	G2 (£)	G3 (£)	G4 (£)
	ZCB381	Set of metal frame, 2 shelves and planter box	800	400	1165	689	724	719	754
	ZCB382	Set of metal frame, 5 shelves and open and closed shelf box for mounting on Choice cabinets (only 800mm width)	800	400	1165	815	860	864	909
	ZCB383	Set of metal frame, 2 shelves and 3 open shelf boxes for mounting on Choice cabinets (only 800mm width)	800	400	1165	924	1022	939	1037
	ZCB384	Set of metal frame, 3 shelves, open and closed shelf boxes and planter box for mounting on Choice cabinets (only 800mm width)	800	400	1165	972	1066	992	1086
	ZCB385	Set of metal frame, 6 shelves and 2 planter boxes for mounting on Choice cabinets (only 800mm width)	800	400	1165	868	918	917	967






	CODE	DESCRIPTION	G1: Band A MFC			G2: Band B MFC		
			WIDTH	DEPTH	HEIGHT	G1 (£)	G2 (£)	
	ZCB480	Set of metal frame and 10 shelves for mounting on cabinets (only 800mm width)	800	400	1545	886	984	






G1: Band A MFC Shelves + Boxes
G2: Band A MFC Shelves + Band B MFC Boxes



G3: Band B MFC Shelves + Band A MFC Boxes
G4: Band B MFC Shelves + Boxes



	CODE	DESCRIPTION	WIDTH	DEPTH	HEIGHT	G1 (£)	G2 (£)	G3 (£)	G4 (£)
	ZCB481	Set of metal frame, 6 shelves, open and closed shelf boxes for mounting on Choice cabinets (only 800mm width)	800	400	1545	1071	1140	1120	1189
	ZCB482	Set of metal frame, 5 shelves and 2 open shelf boxes for mounting on Choice cabinets (only 800mm width)	800	400	1545	1076	1150	1125	1199
	ZCB483	Set of metal frame, 2 shelves and 4 open shelf boxes for mounting on Choice cabinets (only 800mm width)	800	400	1545	1208	1328	1223	1343
	ZCB484	Set of metal frame, 4 shelves, 2 open shelf boxes and 2 planter boxes for mounting on Choice cabinets (only 800mm width)	800	400	1545	1210	1320	1239	1349
	ZCB485	Set of metal frame, 7 shelves and 3 planter boxes for mounting on Choice cabinets (only 800mm width)	800	400	1545	1139	1214	1203	1278



G1: Band A MFC		G2: Band B MFC		G3: Band A Veneer			G4: Band B Veneer				
	CODE	DESCRIPTION	WIDTH	DEPTH	HEIGHT	G1 (£)	G2 (£)	G3 (£)	G4 (£)		
	ZCC280	Set of metal frame, planter box and plinth	800	400	875	696	745	868	961		
	ZCC381	Set of metal frame, planter box, cabinet with drawer (without lock) and plinth Painted metal handle	800	400	1255	1251	1335	1636	1826		
G1: Band A MFC Shelves + Boxes G2: Band A MFC Shelves + Band B MFC Boxes G3: Band B MFC Shelves + Band A MFC Boxes						G4: Band B MFC Shelves + Boxes G5: Band A Veneer Shelves + Boxes G6: Band B Veneer Shelves + Boxes					
	CODE	DESCRIPTION	WIDTH	DEPTH	HEIGHT	G1 (£)	G2 (£)	G3 (£)	G4 (£)	G5 (£)	G6 (£)
	ZCC380	Set of metal frame, 2 shelves, planter box and plinth	800	400	1255	905	940	934	969	1146	1278
	ZCC480	Set of metal frame, 3 shelves, planter box and plinth	800	400	1635	1060	1095	1104	1139	1365	1526
	ZCC481	Set of metal frame, shelf, planter box, cabinet with drawer (without lock) and plinth Painted metal handle	800	400	1635	1413	1497	1427	1511	1862	2081

	CODE	DESCRIPTION	WIDTH	DEPTH	HEIGHT	RSP (£)
	G9A0154	PET felt basket	358	130	280	111
	G6F0193	Set of fixing components for wall (2pcs.)				6
	G6F0194	Set of connecting components for shelves combination connection (2 pcs.)				20
	G1N0005	Counterweight for 400mm width metal frame (3pcs.)				49
	G1N0010	Counterweight for 800mm width metal frame (3pcs.)				99

	CODE	DESCRIPTION	WIDTH	DEPTH	HEIGHT	RSP (£)
	G9A0151	Metal vertical cable tody for cable management, fixes to metal frame	1245	51	13	24
	G9A0153	Metal book-end, L/H	250	160	230	35
	G9A0152	Metal book-end, R/H	250	160	230	35
	G9A0147	Metal planter box	362	405	160	134
	G9A0148		750	405	160	213
	G9A0149	Metal screen holder with VESA mount	362	57 (25)*	355	66
	G9A0150		750	57 (25)*	355	99

	CODE	DESCRIPTION	WIDTH	DEPTH	HEIGHT	RSP (£)
	G1Z0042	PET felt back panel (1 pcs.)	362	22	355	138
	G1Z0044	PET felt back panel (1 pcs.)	750	22	355	159
	G1Z0043	PET felt back panels (3 pcs.)	362	22	355	414
	G1Z0045	PET felt back panels (3 pcs.)	750	22	355	467

	G1: Band A MFC	G2: Band B MFC	G3: Band A Veneer			G4: Band B Veneer			
	CODE	DESCRIPTION	WIDTH	DEPTH	HEIGHT	G1 (£)	G2 (£)	G3 (£)	G4 (£)
	G1B0102	Back panel (1 pcs.)	362	25	355	75	79	104	114
	G1B0147	Back panel (1 pcs.)	750	25	355	98	103	147	167
	G1B0103	Back panels (3 pcs.)	362	25	355	208	223	297	326
	G1B0148	Back panels (3 pcs.)	750	25	355	273	298	426	475

	CODE	DESCRIPTION	WIDTH	DEPTH	HEIGHT	RSP (£)
	G1M0048	Perforated metal sheet back panel (1 pcs.)	362	20	355	94
	G1M0050		750	20	355	128
	G1M0049	Perforated metal sheet back panel (3 pcs.)	362	20	355	271
	G1M0051		750	20	355	366

Screens & Acoustic

Screens

Acoustic screens

Room dividers

Acoustic panels



Fabric screens

Acoustic desktop dividers

NEW

TECHNICAL INFO



Our wide range of fabric screens can enhance desks in any workspace, adding colour, texture and necessary sound absorption, all manufactured in the UK.

SYSTEM fabric screens work seamlessly with our modular bench desking but can be added to many other bench desking ranges too. Screens align perfectly between SYSTEM bench desking and Alto height adjustable back-to-back bench desks.

Double-sided screens give greater design opportunities combined with a huge choice of fabrics from popular manufacturers.

All screens come with required brackets to mount to desk frames or tops, ask our team for details.

Materials

Band A Screen Fabrics

Camira Cara **E**
 Camira Carlow **E**
 Camira Era 170

Band B Screen Fabrics

Camira Era **E**
 Camira Gravity
 Camira Lucia **E**
 Camira Sonus
 Gabriel Hush **E**
 Gabriel Tonal 170
 Gabriel Just 170
 Gabriel Mica 170

Band C Screen Fabrics

Camira Blazer Lite **E**
 Camira Lucia CS **E**
 Camira Quest **E**
 Camira RePlay **E**
 Camira Urban **E**
 Camira X2 **E**
 Gabriel Cura Screen **E**
 Gabriel Event Screen+ **E**
 Gabriel Renewed Loop Screen **E**
 Gabriel Step Screen **E**
 Gabriel Step Melange Screen **E**
 Gabriel Twist **E**
 Gabriel Twist Melange **E**

Band D Screen Fabrics

Camira Blazer **E**
 Camira Main Line Flax **E**
 Camira Main Line Twist
 Camira Nexus **E**
 Camira Penta
 Camira Synergy 170 **E**
 Gabriel Atlantic Screen **E**

Aluminium frame

Black (BK)*
 White (WH)
 Grey (SV)

Plastic trim

Black (BK)
 White (WH)
 Grey (SV)

Sustainable / natural

E Available on edged screens (FR / PV / AP / AL)

* Black (BK) aluminium not available on screens with plastic top trim (AP).




† Not every fabric in Blazer Lite range is available on stitched edge screens - please see [Fabrics List](#) for details

G1: Band A Fabrics		G2: Band B Fabrics			G3: Band C Fabrics			G4: Band D Fabrics		
CODE	DESCRIPTION	WIDTH	DEPTH	HEIGHT	G1 (£)	G2 (£)	G3 (£)	G4 (£)		
SSS-10-04	SYSTM spine screen with brackets (2 pcs.) to mount screen to back of single desk / in-line bench	1000	43	400 (375)	225	247	290	333		
SSS-12-04		1200	43	400 (375)	241	267	318	370		
SSS-14-04		1400	43	400 (375)	255	284	341	399		
SSS-16-04		1600	43	400 (375)	273	306	372	438		
SSS-18-04		1800	43	400 (375)	289	326	401	476		
SSS-20-04		2000	43	400 (375)	309	349	429	510		
SSS-10-05		1000	43	500 (475)	259	291	354	417		
SSS-12-05		1200	43	500 (475)	272	307	376	445		
SSS-14-05		1400	43	500 (475)	277	312	381	450		
SSS-16-05		1600	43	500 (475)	296	330	399	468		
SSS-18-05		1800	43	500 (475)	347	401	510	620		
SSS-20-05		2000	43	500 (475)	368	429	549	670		
SSS-10-06		1000	43	600 (575)	264	295	358	422		
SSS-12-06		1200	43	600 (575)	286	323	398	473		
SSS-14-06		1400	43	600 (575)	300	340	420	501		
SSS-16-06		1600	43	600 (575)	313	353	434	514		
SSS-18-06		1800	43	600 (575)	352	407	516	625		
SSS-20-06		2000	43	600 (575)	375	435	556	676		
SSD-10-04		SYSTM spine screen with brackets (2 pcs.) to mount screen between back-to-back desktops	1000	43	400 (375)	221	243	286	329	
SSD-12-04			1200	43	400 (375)	237	263	314	366	
SSD-14-04	1400		43	400 (375)	251	280	337	395		
SSD-16-04	1600		43	400 (375)	269	302	368	434		
SSD-18-04	1800		43	400 (375)	285	322	397	472		
SSD-20-04	2000		43	400 (375)	305	345	425	506		
SSD-10-05	1000		43	500 (475)	255	287	350	413		
SSD-12-05	1200		43	500 (475)	268	303	372	441		
SSD-14-05	1400		43	500 (475)	273	308	377	446		
SSD-16-05	1600		43	500 (475)	292	326	395	464		
SSD-18-05	1800		43	500 (475)	343	397	506	616		
SSD-20-05	2000		43	500 (475)	364	425	545	666		
SSD-10-06	1000		43	600 (575)	260	291	354	418		
SSD-12-06	1200		43	600 (575)	282	319	394	469		
SSD-14-06	1400		43	600 (575)	296	336	416	497		
SSD-16-06	1600		43	600 (575)	309	349	430	510		
SSD-18-06	1800		43	600 (575)	348	403	512	621		
SSD-20-06	2000		43	600 (575)	371	431	552	672		







CODE	DESCRIPTION	WIDTH	DEPTH	HEIGHT	G1 (£)	G2 (£)	G3 (£)	G4 (£)
SRC-06-04	SYSTM return screen with brackets (2 pcs.) to mount screen between desktops	600	43	372 (375)	200	214	243	271
SRC-07-04		700	43	372 (375)	203	217	246	275
SRC-08-04		800	43	372 (375)	215	234	272	309
SRC-06-05		600	43	472 (475)	209	226	261	295
SRC-07-05		700	43	472 (475)	212	229	263	298
SRC-08-05		800	43	472 (475)	241	267	318	370
SRC-06-06		600	43	572 (575)	221	241	281	321
SRC-07-06		700	43	572 (575)	218	235	269	304
SRC-08-06	800	43	572 (575)	244	270	322	374	
SRE-06-04	SYSTM return screen with L/H and R/H of brackets (2 pcs.) to mount screen at end of desktop	600	43	372 (375)	198	212	241	269
SRE-07-04		700	43	372 (375)	201	215	244	273
SRE-08-04		800	43	372 (375)	213	232	270	307
SRE-06-05		600	43	472 (475)	207	224	259	293
SRE-07-05		700	43	472 (475)	210	227	261	296
SRE-08-05		800	43	472 (475)	239	265	316	368
SRE-06-06		600	43	572 (575)	219	239	279	319
SRE-07-06		700	43	572 (575)	216	233	267	302
SRE-08-06		800	43	572 (575)	242	268	320	372



G1: Band A Fabrics		G2: Band B Fabrics			G3: Band C Fabrics			G4: Band D Fabrics		
	CODE	DESCRIPTION	WIDTH	DEPTH	HEIGHT	G1 (£)	G2 (£)	G3 (£)	G4 (£)	
	SS1-12-06	Alto spine screen with brackets (2 pcs.) to mount screen between desktops on Alto 1 back-to-back desks	1200	43	600	320	357	432	507	
	SS1-14-06		1400	43	600	334	374	454	535	
	SS1-16-06		1600	43	600	347	387	468	548	
	SS1-12-07		1200	43	700	333	370	445	520	
	SS1-14-07		1400	43	700	350	393	479	565	
	SS1-16-07		1600	43	700	410	456	548	640	
		SS2-12-06	Alto spine screen with brackets (2 pcs.) to mount screen between desktops on Alto 2 back-to-back bench	1200	43	600	326	363	438	513
SS2-14-06			1400	43	600	340	380	460	541	
SS2-16-06			1600	43	600	353	393	474	554	
SS2-18-06			1800	43	600	392	447	556	665	
SS2-12-07			1200	43	700	339	376	451	526	
SS2-14-07			1400	43	700	356	399	485	571	
SS2-16-07			1600	43	700	416	462	554	646	
SS2-18-07			1800	43	700	449	504	613	722	
	SSA-12-07	Alto screen with brackets (2 pcs.) to mount screen to back of single height adjustable desk	1200	43	700	313	350	425	500	
	SSA-14-07		1400	43	700	330	373	459	545	
	SSA-16-07		1600	43	700	390	436	528	620	
	SSA-18-07		1800	43	700	423	478	587	696	
	SSA-12-08		1200	43	800	351	403	507	610	
	SSA-14-08		1400	43	800	358	410	513	616	
	SSA-16-08		1600	43	800	407	458	562	665	
	SSA-18-08		1800	43	800	539	648	866	1085	


Blazer Lite only†


	CODE	DESCRIPTION	WIDTH	DEPTH	HEIGHT	RSP (£)
	FS/0800-380/ST	Stitched edge spine screen with radius corners in Blazer Lite fabric†	800	25	380	421
	FS/1200-380/ST		1200	25	380	434
	FS/1400-380/ST		1400	25	380	455
	FS/1600-380/ST		1600	25	380	517
	FS/1800-380/ST		1800	25	380	740

G1: Band A Fabrics*		G2: Band B Fabrics*			G3: Band C Fabrics*			G4: Band D Fabrics*			
	CODE	DESCRIPTION	WIDTH	DEPTH	HEIGHT	G1 (£)	G2 (£)	G3 (£)	G4 (£)		
	FR/0800-380/ST	Fabric edged spine screen with rounded corners	800	25	380	234	269	336	400		
	FR/1200-380/ST		1200	25	380	277	331	432	481		
	FR/1400-380/ST		1400	25	380	292	355	472	548		
	FR/1600-380/ST		1600	25	380	336	409	543	597		
	FR/1800-380/ST		1800	25	380	340	411	544	644		
	FR/0705-385/ST	Back-to-back desk return screen	705	25	385	252	297	376	395		
	FR/0805-385/ST		805	25	385	252	297	376	432		
	FR/0785-380/ST	Single desk return screen	785	25	380	234	269	336	400		
	FR/0800-380/ST-P	Pinnable fabric edged spine screen with rounded corners	800	25	380	315	353	421	487		
	FR/1200-380/ST-P		1200	25	380	388	443	546	611		
	FR/1400-380/ST-P		1400	25	380	526	589	710	831		
	FR/1600-380/ST-P		1600	25	380	541	616	752	873		
	FR/1800-380/ST-P		1800	25	380	544	617	755	914		
	FR/0705-385/ST-P	Pinnable back-to-back desk return screen	705	25	385	329	356	408	485		
	FR/0805-385/ST-P		805	25	385	349	377	436	487		
	FR/0785-380/ST-P	Pinnable single desk return screen	785	25	380	315	353	421	487		
	PV/0800-380/ST	PVC edged fabric spine screen with rounded corners	800	25	380	176	205	262	374		
	PV/1200-380/ST		1200	25	380	209	251	329	487		
	PV/1400-380/ST		1400	25	380	219	267	356	536		
	PV/1600-380/ST		1600	25	380	259	313	413	616		
	PV/1800-380/ST		1800	25	380	271	331	443	668		
	PV/0785-380/ST	Single desk return screen	785	25	380	176	205	262	374		
	PV/0800-380/ST-P	Pinnable PVC edged fabric spine screen with rounded corners	800	25	380	247	278	335	451		
	PV/1200-380/ST-P		1200	25	380	305	348	428	590		
	PV/1400-380/ST-P		1400	25	380	370	419	511	697		
	PV/1600-380/ST-P		1600	25	380	438	492	595	804		
	PV/1800-380/ST-P		1800	25	380	449	511	626	857		
	PV/0785-380/ST-P	Pinnable single desk return screen	785	25	380	247	278	335	451		


* Not every fabric in Blazer Lite range is available on stitched edge screens (FS) - please see [Fabrics List](#) for details







* Limited fabric ranges are available for edged fabric screens (FR / PV) - see **E** on fabrics list.

G1: Band A Fabrics*		G2: Band B Fabrics*			G3: Band C Fabrics*			G4: Band D Fabrics*			
	CODE	DESCRIPTION	WIDTH	DEPTH	HEIGHT	G1 (£)	G2 (£)	G3 (£)	G4 (£)		
	AP/0800-380/ST	Fabric spine screen with aluminium end posts and plastic top trim**	800	30	380	197	228	280	387		
	AP/1200-380/ST		1200	30	380	236	279	356	514		
	AP/1400-380/ST		1400	30	380	246	293	382	382		
	AP/1600-380/ST		1600	30	380	285	338	439	642		
	AP/1800-380/ST		1800	30	380	307	366	478	702		
	AP/0705-385/ST	Back-to-back desk return screen**	705	30	385	205	236	322	401		
	AP/0805-385/ST		805	30	385	205	236	327	406		
	AP/0785-380/ST	Single desk return screen**	785	30	380	197	228	280	387		
	AP/0800-380/ST-P	Pinnable fabric spine screen with aluminium end posts and plastic top trim**	800	30	380	278	307	361	468		
	AP/1200-380/ST-P		1200	30	380	343	386	465	627		
AP/1400-380/ST-P		1400	30	380	462	512	604	789			
AP/1600-380/ST-P		1600	30	380	473	528	631	840			
AP/1800-380/ST-P		1800	30	380	494	556	670	902			
AP/0785-380/ST-P	Pinnable single desk return screen**	785	30	380	278	307	361	468			

G1: Band A Fabrics*		G2: Band B Fabrics*			G3: Band C Fabrics*			G4: Band D Fabrics*			
	CODE	DESCRIPTION	WIDTH	DEPTH	HEIGHT	G1 (£)	G2 (£)	G3 (£)	G4 (£)		
	AL/0800-380/TB1	Fabric spine screen with aluminium end posts and single tool rail	800	30	380	215	244	300	413		
	AL/1200-380/TB1		1200	30	380	253	295	372	530		
	AL/1400-380/TB1		1400	30	380	270	319	406	586		
	AL/1600-380/TB1		1600	30	380	311	365	465	668		
	AL/1800-380/TB1		1800	30	380	333	393	503	695		
	AL/0705-385/TB1	Back-to-back desk return screen	705	30	385	224	255	318	443		
	AL/0805-385/TB1		805	30	385	224	255	295	412		
	AL/0785-380/TB1	Single desk return screen	785	30	380	215	244	300	413		
	AL/0800-380/TB1-P	Pinnable fabric spine screen with aluminium end posts and single tool rail	800	30	380	296	327	386	500		
	AL/1200-380/TB1-P		1200	30	380	364	406	487	649		
AL/1400-380/TB1-P		1400	30	380	488	537	628	815			
AL/1600-380/TB1-P		1600	30	380	562	617	720	929			
AL/1800-380/TB1-P		1800	30	380	523	583	697	930			
AL/0785-380/TB1-P	Pinnable single desk return screen	785	30	380	296	327	386	500			

* Limited fabric ranges are available for edged fabric screens (AP / AL) - see **E** on fabrics list.
 ** Black (BK) aluminium not available on screens with plastic top trim (AP).

G1: Band A Fabrics*		G2: Band B Fabrics*			G3: Band C Fabrics*			G4: Band D Fabrics*			
	CODE	DESCRIPTION	WIDTH	DEPTH	HEIGHT	G1 (£)	G2 (£)	G3 (£)	G4 (£)		
	AL/0800-380/TB3	Fabric spine screen with aluminium end posts and triple tool rail	800	30	380	246	276	332	444		
	AL/1200-380/TB3		1200	30	380	293	336	414	572		
	AL/1400-380/TB3		1400	30	380	334	382	472	652		
	AL/1600-380/TB3		1600	30	380	375	429	529	732		
	AL/1800-380/TB3		1800	30	380	426	487	596	823		
	AL/0785-380/TB3	Single desk return screen	785	30	380	246	276	332	444		
	AL/0800-380/TB3-P	Pinnable fabric spine screen with aluminium end posts and triple tool rail	800	30	380	327	357	414	530		
	AL/1200-380/TB3-P		1200	30	380	408	451	532	695		
	AL/1400-380/TB3-P		1400	30	380	550	600	691	876		
	AL/1600-380/TB3-P		1600	30	380	562	617	720	929		
AL/1800-380/TB3-P		1800	30	380	615	676	791	1022			
AL/0785-380/TB3-P	Pinnable single desk return screen	785	30	380	327	357	414	530			


	CODE	DESCRIPTION	WIDTH	DEPTH	HEIGHT	RSP (£)
	SA-LINK-KIT	Linking kit	-	-	-	28
	SA-A4LT	A4 Letter Tray for tool rail	-	-	-	37
	SA-A3LT	A3 Letter Tray for tool rail	-	-	-	48
	SA-LTSP-A4	A4 Letter Tray Stacking Panel for tool rail	-	-	-	56
	SA-A4WB	A4 Whiteboard for tool rail	-	-	-	52
	SA-A3WB	A3 Whiteboard for tool rail	-	-	-	62
	SA-PEPT	Pencil pot for tool rail	-	-	-	31
	SA-NHLD	Name Holder for tool rail	-	-	-	28
	SA-TRPT	Trinket Pot for tool rail	-	-	-	30

* Limited fabric ranges are available for edged fabric screens (AP / AL) - see **E** on fabrics list.

Round PET

Acoustic desk screens

TECHNICAL INFO



Part of the Round desking and storage system these vibrant screens are suitable for Round single and bench desks, but designed to work with both fixed and sliding desktops.

Available in different widths and heights and various colours and patterns (with rounded lines or honeycomb motif), they are also lightweight, which lowers the desk load and makes them easy to handle. The metal bracket design makes them quick and easy to assemble.

Round acoustic desk screens are made from PET felt which although it feels like natural wool is actually made from 50% recycled plastic, a sustainable material which possesses excellent sound absorption properties.

PET felt is soft and light, yet strong and durable. It meets applicable fire safety requirements and can be easily cleaned and disinfected.

Materials

PET Felt*

Grey (BA01)
Sand (BA02)
Green (BA03)
Dark Blue (BA04)
Blue (BA05)
Coral Pink (BA10)
Chestnut (BA07)
Dark Pink (BA06)
Dark Grey (BA08)
Lime (BA09)
Light Grey (BA12)
Light Beige (BA11)

G1 Pattern

Plain (ZA00)









G2 Patterns

Hex (ZA10)
Flo (ZA20)

Metal

Dark Grey (MA04)
Black (MA01)
Grey (MA02)
White (MA03)

 Sustainable / natural

	CODE	DESCRIPTION	WIDTH	DEPTH	HEIGHT	G1 (£)	G2 (£)
	DPA07A	Screen for W700mm desk	680	18	365	249	283
	DPA08A	Screen for W800mm desk	780	18	365	262	318
	DPA12A	Screen for W1200mm desk	1180	18	365	351	424
	DPA14A	Screen for W1400mm desk	1380	18	365	438	511
	DPA16A	Screen for W1600mm desk	1580	18	365	446	542
	DPA18A	Screen for W1800mm desk	1780	18	365	465	566
	DPA07B	Screen for W700mm desk	680	18	565	307	340
	DPA08B	Screen for W800mm desk	780	18	565	326	399
	DPA12B	Screen for W1200mm desk	1180	18	565	417	513
	DPA14B	Screen for W1400mm desk	1380	18	565	575	665
	DPA16B	Screen for W1600mm desk	1580	18	565	597	710
	DPA18B	Screen for W1800mm desk	1780	18	565	624	758
	DPA07C	Central screen for W700mm desk (mobile)	680	18	330	237	277
	DPA08C	Central screen for W800mm desk (mobile)	780	18	330	249	300
	DPA14C	Central screen for W1440mm desk (mobile)	1420	18	330	428	501
	DPA16C	Central screen for W1640mm desk (mobile)	1620	18	330	447	537
	DPA07D	Central screen for W700mm desk (mobile)	680	18	530	293	327
	DPA08D	Central screen for W800mm desk (mobile)	780	18	530	319	381
	DPA14D	Central screen for W1440mm desk (mobile)	1420	18	530	575	670
	DPA16D	Central screen for W1640mm desk (mobile)	1620	18	530	597	721

	CODE	DESCRIPTION	WIDTH	DEPTH	HEIGHT	G1 (£)	G2 (£)
	DPA14E	Screen for W1440mm desk (double benches only)	1420	18	365	441	520
	DPA16E	Screen for W1640mm desk (double benches only)	1620	18	365	460	556
	DPA12F	Screen for W1200mm desk (double benches only)	1180	18	365	362	435
	DPA14F	Screen for W1400mm desk (double benches only)	1380	18	365	449	522
	DPA16F	Screen for W1600mm desk (double benches only)	1580	18	365	457	553
	DPA18F	Screen for W1800mm desk (double benches only)	1780	18	365	476	577
	DPA14G	Screen for W1440mm desk (double benches only)	1420	18	565	595	690
	DPA16G	Screen for W1640mm desk (double benches only)	1620	18	565	604	739
	DPA12H	Screen for W1200mm desk (double benches only)	1180	18	565	428	524
	DPA14H	Screen for W1400mm desk (double benches only)	1380	18	565	586	676
	DPA16H	Screen for W1600mm desk (double benches only)	1580	18	565	608	721
	DPA18H	Screen for W1800mm desk (double benches only)	1780	18	565	635	769
	DPA12J	Screen for W1200mm desk with sliding desktop	1180	18	400	334	418
	DPA14J	Screen for W1400mm desk with sliding desktop	1380	18	400	434	512
	DPA16J	Screen for W1600mm desk with sliding desktop	1580	18	400	436	537
	DPA12L	Screen for W1200mm desk bench with sliding desktop	1180	18	400	345	429
	DPA14L	Screen for W1400mm desk bench with sliding desktop	1380	18	400	445	523
	DPA16L	Screen for W1600mm desk bench with sliding desktop	1580	18	400	447	548
	DPA12M	Screen for W1200mm desk with sliding desktop	1180	18	600	419	538
	DPA14M	Screen for W1400mm desk with sliding desktop	1380	18	600	556	658
	DPA16M	Screen for W1600mm desk with sliding desktop	1580	18	600	579	713
	DPA12P	Screen for W1200mm desk bench with sliding desktop (double benches only)	1180	18	600	430	549
	DPA14P	Screen for W1400mm desk bench with sliding desktop (double benches only)	1380	18	600	567	669
	DPA16P	Screen for W1600mm desk bench with sliding desktop (double benches only)	1580	18	600	590	724

Nova

Fabric / Plexiglas® screens

TECHNICAL INFO



Nova desktop divider screens are designed to work with Nova desking but also work with other desks from the Narbutas range.



Choose from fabric screens available in a range of fabric options or Plexiglas® screens and modesty panels available in a variety of different colours.

Materials

G1 Fabric

Berta
Fidivi Bondai

G2 Fabric*

Audėjas Austea 
Camira Lucia 

G3 Fabric*

Gabriel Velito Presto
Gabriel Step/Step Melange
Camira Synergy

G1 Plexiglas®

White (SB01)

G2 Plexiglas®

Orange (SB02)
Ice Blue (SB03)
Light Green (SB04)
Cherry (SB05)
Brown (SB06)

Metal brackets

Dark Grey (MA04)
Black (MA01)
Grey (MA02)
White (MA03)

 Sustainable / natural

Compatibility









Nova screens are suitable for the following Narbutas desk systems:

- Motion (except DNK070, DNK071)
- Round
- Nova U, Nova A, Nova O, Nova H (except DNK070, DNK071).
- Nova Wood
For desks with HPL top only spine screens for 2-desk and 4-desk benches are compatible (DNK142, DNK162, DNK182, DNK143, DNK163, DNK183).







Nova Plexiglas® screens are suitable for the following desk systems:




- Motion (except DNK074, DNK084)
- Round (except DNK074),
- Nova U, Nova A, Nova O, Nova H (except DNK074).
- Nova Wood
For desks with HPL top only spine screens for 2-desk and 4-desk benches are compatible (DNK151, DNK171, DNK189).

Nova Plexiglas® screens are suitable also as modesty panels under the desktop.

	CODE	DESCRIPTION	WIDTH	DEPTH	HEIGHT	G1 (£)	G2 (£)	G3 (£)
	DNK070	Fabric end return screen single depth	700	22	415 (350)	99	195	218
	DNK080		800	22	415 (350)	97	194	216
	DNK120	Fabric spine screen for single desks	1200	22	415 (350)	166	318	352
	DNK140		1400	22	415 (350)	168	337	377
	DNK160		1600	22	415 (350)	195	380	431
	DNK180		1800	22	415 (350)	215	417	468
	DNK071	Fabric end return screen single depth	700	22	515 (450)	108	198	220
	DNK081		800	22	515 (450)	112	213	236
	DNK121	Fabric spine screen for single desks	1200	22	515 (450)	171	317	357
	DNK141		1400	22	515 (450)	178	347	386
	DNK161		1600	22	515 (450)	200	392	448
	DNK181		1800	22	515 (450)	234	448	493
	DNK122	Fabric spine screen for back-to-back bench desks	1200	22	375 (350)	154	295	334
	DNK142		1400	22	375 (350)	176	344	383
	DNK162		1600	22	375 (350)	184	375	425
	DNK182		1800	22	375 (350)	214	417	467
	DNK123		1200	22	475 (450)	169	316	349
	DNK143		1400	22	475 (450)	180	354	394
	DNK163		1600	22	475 (450)	200	391	446
	DNK183		1800	22	475 (450)	220	434	479
	DNK077	Fabric centre return screen for D700mm back-to-back bench desks	710	22	347 (350)	175	186	198
	DNK078		710	22	447 (450)	182	216	221
	DNK087	Fabric centre return screen for D800mm back-to-back bench desks	810	22	347 (350)	190	240	257
	DNK088		810	22	447 (450)	197	254	281
	DNK08A	Fabric centre return screen for D800mm side-by-side bench desks	800	22	347 (350)	121	173	189
	DNK08B		800	22	447 (450)	131	181	198

Height in brackets is screen height above the desktop

	CODE	DESCRIPTION	WIDTH	DEPTH	HEIGHT	G1 (£)	G2 (£)	G3 (£)
	DNK12A	Set of fabric screens for bank of 4 back-to-back bench desks	1200/710	22	375/347 (350)	658	962	1064
	DNK14A		1400/710	22	375/347 (350)	702	1060	1162
	DNK16A		1600/710	22	375/347 (350)	718	1122	1246
	DNK18A		1800/710	22	375/347 (350)	778	1206	1330
	DNK12B		1200/710	22	475/447 (450)	702	1064	1140
	DNK14B		1400/710	22	475/447 (450)	724	1140	1230
	DNK16B		1600/710	22	475/447 (450)	764	1214	1334
	DNK18B		1800/710	22	475/447 (450)	804	1300	1400
	DNK130		1200/810	22	375/347 (350)	688	1070	1182
	DNK152		1400/810	22	375/347 (350)	732	1168	1280
	DNK177		1600/810	22	375/347 (350)	748	1230	1364
	DNK190		1800/810	22	375/347 (350)	808	1314	1448
	DNK131		1200/810	22	475/447 (450)	732	1140	1260
	DNK153		1400/810	22	475/447 (450)	754	1216	1350
	DNK178		1600/810	22	475/447 (450)	794	1290	1454
	DNK191		1800/810	22	475/447 (450)	834	1376	1520
	DNK14E	Fabric spine screen for single desks with sliding top	1400	20	415 (300)	181	350	390
	DNK16E		1600	20	415 (300)	202	387	438
	DNK14F	Fabric spine screen for back-to-back bench desks with sliding tops	1400	20	375 (350)	177	345	384
	DNK16F		1600	20	375 (350)	185	376	426
	DNK14G		1400	20	475 (450)	181	355	395
	DNK16G		1600	20	475 (450)	201	392	447


	CODE	DESCRIPTION	WIDTH	DEPTH	HEIGHT	G1 (£)	G2 (£)
	DNK074	Plexiglas® end return screen for desks with D700mm tops		540	6	340 (350)	175 254
	DNK084	Plexiglas® end return screen for desks with D800mm tops		640	6	340 (350)	204 300
	DNK124	Plexiglas® spine screen for single desks		1040	6	340 (350)	341 505
	DNK144			1240	6	340 (350)	393 585
	DNK164			1440	6	340 (350)	444 675
	DNK184			1640	6	340 (350)	502 750
	DNK204			1840	6	340 (350)	550 838
	DNK129	Plexiglas® spine screen for back-to-back bench desks		1040	6	340 (350)	368 532
	DNK151			1240	6	340 (350)	420 612
	DNK171			1440	6	340 (350)	471 702
	DNK189			1640	6	340 (350)	529 777

Height in brackets is screen height above the desktop

Top 530 & Desk 760

Rounded acoustic desktop screens

TECHNICAL INFO



Acoustic screens for stand alone height adjustable and back to back desks.

Our acoustic screens are filled with noise reducing material and covered in natural wool or polyester fabric. They deliver improved visual and audio protection, providing more privacy without isolating employees from each other, separating workspaces and improving your concentration.

Acoustic desk screens give you privacy at work and reduces noise from the surrounding environment. This helps to concentrate on your work, though does not separate employees and allows them to communicate easily. Also suitable for bench desks.

The acoustic screen system Desk 760 effectively shields you from the busy world, but also leaves an opportunity to communicate with other colleagues without boundaries. This is an excellent choice for those who want to distance themselves from distractions.

Materials

G1 Fabric

Berta

G2 Fabric*

Camira Lucia

Audėjas Austea

G3 Fabric*

Gabriel Velito Presto

Gabriel Step/Step Melange

Camira Synergy

Metal brackets

Dark Grey (MA04)

Black (MA01)

Grey (MA02)

White (MA03)

Sustainable / natural

Compatibility






TOP 530

- ATK070, ATK080, ATP120, ATP140, ATP160, ATP180, ATL100, ATR100 screen suitable for desk systems: Nova U / H / A / O, Nova Wood (MFC)
- ATV120, ATV140, ATV160, ATV180 screens suitable for bench desks: Nova U / A / O, Nova Wood (MFC) and HPL)
- ATS070, ATS080 screens suitable for bench desks: Nova U / A / O, Nova Wood (MFC)
- ATP121, ATP141, ATP161, ATP181 screens suitable for desk systems: Nova U / H / A / O, Air, Optima C, Optima Plus









DESK 760

- ADK080, ADK100, ADK101, ADP120, ADP140, ADP160, ADP180 suitable for desk systems:
 - Single desk: Motion, Round Rectangular, Nova Wood (MFC), Nova U / A / O / H
 - Bench desk: Round (only ADK080), Nova Wood (MFC), Nova U / A / O
- ADK081, ADK102, ADK103 suitable for desk systems:
 - Single desk: Motion, Round Rectangular, Nova Wood (MFC), Nova U / A / O / H, Air (only ADK102, ADK103).
 - Bench desk: Round (only ADK081), Nova Wood (MFC), Nova U / A / O, Air (only ADK102, ADK103)
- ADP121, ADP141, ADP161, ADP181 for desk systems:
 - Single desk: Motion, Round (Rectangular), Nova Wood (MFC), Nova U / A / O / H, Air, Optima C / Plus
 - Bench desk: Air

* Narbutas offer limited options from popular fabric ranges on their products - please see [Narbutas Fabrics List](#) for details

	CODE	DESCRIPTION	WIDTH	DEPTH	HEIGHT	G1 (£)	G2 (£)	G3 (£)
	ATP120	Top 530 spine screen for single desks	1200	36	595 (530)	311	328	423
	ATP140		1400	36	595 (530)	317	373	441
	ATP160		1600	36	595 (530)	344	422	456
	ATP180		1800	36	595 (530)	392	567	578
	ATV120	Top 530 spine screen for back-to-back bench desks	1200	36	555 (530)	305	367	417
	ATV140		1400	36	555 (530)	312	368	430
	ATV160		1600	36	555 (530)	344	439	456
	ATV180		1800	36	555 (530)	383	501	569
	ATK070	Top 530 return screen for D700mm desks	700	36	595 (530)	167	200	239
	ATK080	Top 530 return screen for D800mm desks	800	36	595 (530)	215	220	272
	ATS070	Top 530 set of 2 centre return screens for bench of 4 D700mm back-to-back desks	710	36	530	410	472	529
	ATS080	Top 530 set of 2 centre return screens for bench of 4 D800mm back-to-back desks	810	36	530	485	525	620
	ATL100	Top 530 L/H floor standing end return screen	1000	36	1270 (530)	601	658	747
	ATR100	Top 530 R/H floor standing end return screen	1000	36	1270 (530)	601	658	747
	ATP121	Top 530 spine screen for single height adjustable desk	1200	36	595 (530)	311	328	423
	ATP141		1400	36	595 (530)	324	380	448
	ATP161		1600	36	595 (530)	345	423	457
	ATP181		1800	36	595 (530)	393	568	579
	ATK071	Top 530 end return screen for single height adjustable desk	700	36	595 (530)	174	207	246
	ATK081		800	36	595 (530)	222	227	279
	ATP122	Top 530 spine screen for sit stand desks with height adjustable fittings	1200	36	595 (500)	357	374	469
	ATP142		1400	36	595 (500)	385	425	509
	ATP162		1600	36	595 (500)	398	438	516
	ATP182		1800	36	595 (500)	437	616	628

Height in brackets is screen height above the desktop, with the desktop at its lowest position.


	CODE	DESCRIPTION	WIDTH	DEPTH	HEIGHT	G1 (£)	G2 (£)	G3 (£)
	ADP120	Desk 760 spine screen for single desks	1200	36	760 (530)	311	390	536
	ADP140		1400	36	760 (530)	404	516	561
	ADP160		1600	36	760 (530)	448	543	594
	ADP180		1800	36	760 (530)	532	638	778
	ADK080	Desk 760 return screen for D800mm desk	800	36	760 (530)	264	309	438
	ADK100	Desk 760 L/H end return screen for D800mm desk	1000	36	760 (530)	338	371	478
	ADK101	Desk 760 R/H end return screen for D800mm desk	1000	36	760 (530)	338	371	478
	ADK081	Desk 760 return screen for D800mm height adjustable desk	800	36	760 (530)	271	316	445
	ADK102	Desk 760 L/H end return screen for D800mm height adjustable desk	1000	36	760 (530)	345	378	485
	ADK103	Desk 760 R/H end return screen for D800mm height adjustable desk	1000	36	760 (530)	345	378	485
	ADP121	Desk 760 spine screen for single height adjustable desks	1200	36	760 (530)	318	397	543
	ADP141		1400	36	760 (530)	411	523	568
	ADP161		1600	36	760 (530)	449	544	595
	ADP181		1800	36	760 (530)	533	639	779

Height in brackets is screen height above the desktop, with the desktop at its lowest position.

My Space

Fabric acoustic dividers / desking

TECHNICAL INFO



My Space absorbs noise and divides your office into personal workspaces.

You can choose from a mounted desktop or freestanding screen system, suitable for 720-780mm height desks. Components are quick and easy to connect and assemble.

Acoustic screens are filled with special acoustic sound-absorbing foam, certified sound absorption Class D, and can be upholstered with a fabric of your choice. Use a variety of colour combinations not only to create

separate spaces but also to arrange workstations in groups. This updated range now includes 120° brackets and trapezoidal desktops to greatly expand the desk arrangement possibilities.

Thanks to the modular construction, this acoustic furniture allows you to power up to 6 workplaces from a single power socket. In order to keep the working process as effective as possible, My Space is available with a 3 socket power unit that can be used for standard power supply, USB, or data connection in different configurations.

Materials

G1 Fabric

Berta

G2 Fabric**

Camira Lucia

Audėjas Austea

G3 Fabric**

Gabriel Step/Step Melange

Camira Synergy

Gabriel Velito Presto

Band A MFC

Whitened Oak (PA06)

Amber Oak (PA07)

White (PA01)

Pearl Grey (PA02)

Band B MFC

Sand Ash (PA09)

Dark Walnut (PA10)

Grey Wood (PA08)

Cubanit Grey (PA04)

Metal







Dark Grey (MA04)


Black (MA01)




Grey (MA02)





White (MA03)

Sustainable / natural








G1: Berta		G2: Lucia *		G3: Velito Presto / Step/Step Melange / Synergy *				
	CODE	DESCRIPTION	WIDTH	DEPTH	HEIGHT	G1 (£)	G2 (£)	G3 (£)
	G4A0326	Screen without desktop fittings	824	36	1320	357	487	549
	G4A0327		1024	36	1320	444	590	675
	G4A0328		1224	36	1320	518	709	800
	G4A0329		1424	36	1320	608	811	912
	G4A0330		1624	36	1320	678	919	1033
	G4A0331	Screen with desktop fittings for one side	824	36	1320	369	488	566
	G4A0332		1024	36	1320	455	601	680
	G4A0333		1224	36	1320	524	721	806
	G4A0334		1424	36	1320	608	816	918
	G4A0335		1624	36	1320	689	926	1043
	G4A0336	Screen with desktop fittings for two sides and Ø80mm grommet	824	36	1320	386	521	572
	G4A0337		1024	36	1320	467	614	698
	G4A0338		1224	36	1320	552	732	816
	G4A0339		1424	36	1320	626	834	936
	G4A0340		1624	36	1320	711	948	1055
	G4A0341	Screen without desktop fittings	824	36	1620	443	538	595
	G4A0342		1024	36	1620	553	671	739
	G4A0343		1224	36	1620	654	783	867
	G4A0344		1424	36	1620	753	911	1000
	G4A0345		1624	36	1620	847	1026	1133
	G4A0346	Screen with desktop fittings for one side	824	36	1620	455	544	601
	G4A0347		1024	36	1620	570	677	750
	G4A0348		1224	36	1620	649	785	869
	G4A0349		1424	36	1620	753	916	1006
	G4A0350		1624	36	1620	878	1059	1165
	G4A0351	Screen with desktop fittings for two sides and Ø80mm grommet	824	36	1620	466	567	613
	G4A0352		1024	36	1620	581	700	762
	G4A0353		1224	36	1620	682	816	895
	G4A0354		1424	36	1620	792	955	1040
	G4A0355		1624	36	1620	870	1056	1146










		G1: Band A MFC			G2: Band B MFC		
	CODE	DESCRIPTION	WIDTH	DEPTH	HEIGHT	G1 (£)	G2 (£)
	ASD080	Desktop with scoop back for cable management and metal frame, height adjustment 720-780mm	800	680	25	209	225
	ASD081		800	780	25	223	234
	ASD100		1000	680	25	238	260
	ASD101		1000	780	25	247	275
	ASD120		1200	680	25	250	285
	ASD121		1200	780	25	270	304
	ASD140		1400	680	25	277	306
	ASD141		1400	780	25	299	333
	ASD160		1600	680	25	306	340
	ASD161		1600	780	25	324	363
		ASD082	Desktop with cutout for Ø80mm grommet* and metal frame, height adjustment 720-780mm	800	680	25	225
ASD083			800	780	25	237	248
ASD102			1000	680	25	238	260
ASD103			1000	780	25	242	270
ASD122			1200	680	25	254	288
ASD123			1200	780	25	266	300
ASD142			1400	680	25	277	306
ASD143			1400	780	25	299	333
ASD162			1600	680	25	306	340
ASD163			1600	780	25	324	363
		ASD084	Desktop with a cutout for cable flap** and metal frame, height adjustment 720-780mm	800	680	25	209
	ASD085		800	780	25	237	248
	ASD104		1000	680	25	238	260
	ASD105		1000	780	25	247	275
	ASD124		1200	680	25	254	288
	ASD125		1200	780	25	270	304
	ASD144		1400	680	25	277	305
	ASD145		1400	780	25	299	333
	ASD164		1600	680	25	306	340
	ASD165		1600	780	25	318	357
		ASD170	Desktop with a scoop back for cable management and metal frame, height adjustment 720-780mm	1791	680	25	330
ASD190			1907	780	25	362	412
	ASD171	Desktop with a cut-out for Ø80mm grommet* and metal frame, height adjustment 720-780mm	1791	680	25	330	375
	ASD191		1907	780	25	363	419
	ASD172	Desktop with a cutout for cable flap** and metal frame, height adjustment 720-780mm	1791	680	25	331	376
	ASD192		1907	780	25	363	419

	CODE	DESCRIPTION	G1: Band A MFC		G2: Band B MFC		G1 (£)	G2 (£)	
			WIDTH	DEPTH	HEIGHT	WIDTH			DEPTH
	AST120	Table with one leg and metal frame	1200	700	720			355	389
	AST121	Table with Ø80mm cutout and one leg <i>See Solo Plus porthole power modules on page 440</i>	1200	700	720			355	389
	AST122	Table with cutout for cable flap, one leg and metal frame <i>See cable management on page 450 or power units on page 446</i>	1200	700	720			355	389

	CODE	DESCRIPTION	WIDTH	DEPTH	HEIGHT	RSP (£)
	G3P0024	Metal 'O' leg	30	30	18	26
	G3P0025	90° metal 'L' leg and top joint	88	88	18	59
	G3P0026	90° metal 'T' leg and top joint	146	88	18	81
	G3P0027	90° metal 'X' leg and top joint	146	146	18	104

	CODE	DESCRIPTION	WIDTH	DEPTH	HEIGHT	RSP (£)
	G3P0028	Metal 'I' leg and top joint	130	30	18	58
	G3P0029	120° metal 'V' leg and top joint	111	77	18	59
	G3P0030	120° metal 'Y' leg and top joint	124	111	18	88
	G6F0423	Power unit (3 x AC power sockets) with metal frame	317	119	45	173
	G6F0424	Power unit (2 x AC power sockets and 1 x RJ45 socket) with metal frame	317	119	45	438
	G6F0425	Power unit (2 x AC power sockets and 1 x USB fast charger type-A and type-C) with metal frame	317	119	45	617
	G6F0426	Power unit (1 x AC power socket and 1 x USB fast charger type-A and type-C, 1 x RJ45 socket) with metal frame	317	119	45	836


	CODE	DESCRIPTION	WIDTH	DEPTH	HEIGHT	RSP (£)
	S1-1P3C(1A/2C)1D1H-BK	Metalicon Solo Plus power socket with integrated 18W USB-A & 45W USB-C smart charge, 1 x HDMI data transfer port and 1 x Cat6 RJ45 data transfer port, black.	Ø110		65	174
	UPMA-3P-SV	Under-desk power module, 3 x Type G (UK) sockets Power cable must be ordered				35
	G6F0435	Distributor block GST18i3 (1 IN, 2 OUT) w/ extension cable				63
	PL-UKWF/01-BK	1m starter cable, mains to GST 3-pole female connector, black*				19
	PL-UKWF/02-BK	2m starter cable, mains to GST 3-pole female connector, black*				19
	PL-UKWF/03-BK	3m starter cable, mains to GST 3-pole female connector, black*				23
	PL-WMWF/01-BK	1m connector cable, GST 3-pole male to female connector, black*				17
	PL-WMWF/02-BK	2m connector cable, GST 3-pole male to female connector, black*				20
	G6F0147	Rectangular metal desk grommet	320	130	25	99
	G9A0171	Cable tray L=500mm	500	100	110	74

	CODE	PRECONFIGURED IDEAS	WIDTH	DEPTH	HEIGHT	G1 (£)	G2 (£)	G3 (£)
	ASK001	A single U shape workstation Band A MFC desktop	1476	850	1342	1793	2239	2497
	ASK002	A double U shape workstation Band A MFC desktop	2916	850	1342	3171	3683	4094
	ASK003	A double alternating U shape workstation Band A MFC desktop	2916	850	1342	3182	3971	4382
	ASK004	A 4-desk H shape workstation Band A MFC desktop	2916	1664	1342	4994	6156	6774
	ASK005	A single V shape workstation Band A MFC desktop	2078	912	1342	1897	2335	2572
	ASK006	A double alternating V shape workstation Band A MFC desktop	3625	912	1342	3299	4030	4430
	ASK007	A 3-desk V shape workstation Band A MFC desktop	3112	2700	1342	4693	5717	6280
	ASK008	A 4-desk V shape workstation island Band A MFC desktop	4120	1805	1342	5091	6118	6696
	ASK009	A 3-desk V shape workstation island Band A MFC desktop	3100	2700	1342	4195	5074	5563

Free Standing

Fabric acoustic screens

TECHNICAL INFO



Freestanding sound-absorbing acoustic screens not only separate your workspace from noise within the office environment, but also help you to create distinct, colorful office spaces. Portable screens are easily movable all around the office.

Materials

G1 Fabric

Berta

G2 Fabric*

Camira Lucia

Audėjas Austea

G3 Fabric*

Gabriel Velito Presto

Camira Synergy

Metal






Dark Grey (MA04)






Black (MA01)

Grey (MA02)

White (MA03)

Sustainable / natural



	CODE	DESCRIPTION	WIDTH	DEPTH	HEIGHT	G1 (£)	G2 (£)	G3 (£)
	G4D0020	Free standing screens, W800mm	800	36	1200	413	436	543
	G4D0002		800	36	1400	468	485	563
	G4D0003		800	36	1600	497	525	587
	G4D0004		800	36	1800	582	762	987
	G4D0021	Free standing screens, W1000mm	1000	36	1200	509	577	689
	G4D0022		1000	36	1400	561	601	702
	G4D0023		1000	36	1600	594	622	728
	G4D0024		1000	36	1800	648	839	1036
	G4D0025	Free standing screens, W1200mm	1200	36	1200	576	700	817
	G4D0026		1200	36	1400	614	716	833
	G4D0027		1200	36	1600	668	742	849
	G4D0028		1200	36	1800	712	898	1089
	G4D0005	Free standing screens, W1400mm	1400	36	1200	575	727	811
	G4D0006		1400	36	1400	668	837	938
	G4D0007		1400	36	1600	711	875	959
	G4D0029		1400	36	1800	784	975	1155
	G4D0008	Free standing screens, W1600mm	1600	36	1200	588	746	831
	G4D0009		1600	36	1400	721	907	991
	G4D0010		1600	36	1600	773	1004	1083
	G4D0030		1600	36	1800	856	1047	1205

	CODE	DESCRIPTION	WIDTH	DEPTH	HEIGHT	RSP (£)
	G6F0337	'I' metal connectors Connects 2 screens inline (2 pcs.)	112	34	8	30
	G6F0338	'L' metal connectors Connects 2 screens at a right angle (2 pcs.)	86	60	8	36
	G6F0339	'T' metal connectors Connects 3 screens, 1 at a right angle (2 pcs.)	138	60	8	46
	G6F0284	Set of metal legs (4 pcs.)	400	-	-	167
	G6F0285	Set of metal feet on Ø50mm castors (4 pcs.)	400	-	-	279

Acoustic Artwork

PET felt acoustic tiles, partitions + baffles

TECHNICAL INFO



Choose from three types of wall-mounted or ceiling-mounted acoustic products: partitions, clouds and tiles are all lightweight and versatile and help you to create acoustic comfort, creatively divide spaces and achieve a unique office interior.

Partly made of recycled plastic PET felt, acoustic products feel similar to wool to touch but are made from plastic using more than 50% recycled plastic, making them suitable for recycling.

This sustainable material possesses excellent sound absorption properties. The porous structure ensures efficient absorption of medium to high frequency noise despite the low thickness of product. PET felt is soft and light, yet strong and durable. It also has a required degree of fire resistance and meets applicable fire safety requirements. Due to the structure PET felt can be easily cleaned and disinfected.

Partitions come in a variety of patterns featuring circles, hexagons, grids, and a variety of wavy patterns.

Materials

PET Felt* ♻️




- Grey (BA01)
- Light Grey (BA02)
- Green (BA03)
- Dark Blue (BA04)
- Blue (BA05)
- Coral Pink (BA10)
- Chestnut (BA07)
- Dark Pink (BA06)
- Dark Grey (BA08)
- Lime (BA09)
- Light Grey (BA12)
- Light Beige (BA11)



Metal




- Black (MA01)




♻️ Sustainable / natural




* See PET felt colour swatches for details

G1: Pattern ZB00		G2: Patterns ZB10 / ZB20 / ZB30 / ZB40 / ZB50 / ZB60 / ZB70 / ZB80 / ZB90 / ZC10					
	CODE	DESCRIPTION	WIDTH	DEPTH	HEIGHT	G1 (£)	G2 (£)
	G4P0031	PET felt acoustic partition, 1 pcs.	800	9	2000	507	748
	G4P0033		800	9	2400	535	811
	G4P0032		1200	9	2000	525	801
	G4P0034		1200	9	2400	554	948
	G4P0035	PET felt acoustic partition, 3 pcs.	800	9	2000	1401	2137
	G4P0037		800	9	2400	1414	2246
	G4P0036		1200	9	2000	1445	2284
	G4P0038		1200	9	2400	1506	2637
	G4P0039	PET felt acoustic partition, 5 pcs.	800	9	2000	2294	3520
	G4P0041		800	9	2400	2365	3754
	G4P0040		1200	9	2000	2333	3722
	G4P0042		1200	9	2400	2428	4307




	CODE	DESCRIPTION	WIDTH	DEPTH	HEIGHT	RSP (£)
	G6F0464	Set of suspensions for PET felt partition. Adjustable wire rope length 50-2000mm. Fixed on wood, masonry, gypsum (ceiling).			2000	125
	G6F0467	Set of suspensions for PET felt partition. Adjustable wire rope length 50-2000mm. Fixed on suspended ceilings "Armstrong" (profile T24) with white clips.			2000	159





G1: Pattern ZA00		G2: Patterns ZA30 Straight / ZA40 Diagonal / ZA70 Space Diagonal / ZA80 Liana					
	CODE	DESCRIPTION	WIDTH	DEPTH	HEIGHT	G1 (£)	G2 (£)
	G4P0045	PET felt acoustic tiles, square, 3 pcs.	200	9	200	65	76
	G4P0046		400	9	400	103	125
	G4P0047	PET felt acoustic tiles, square, 5 pcs.	200	9	200	94	116
	G4P0048		400	9	400	168	208
	G4P0049	PET felt acoustic tiles, square, 10 pcs.	200	9	200	192	230
	G4P0050		400	9	400	333	407

G1: Pattern ZA00		G2: Patterns ZA30 Straight / ZA40 Diagonal / ZA50 Diagonal					
	CODE	DESCRIPTION	WIDTH	DEPTH	HEIGHT	G1 (£)	G2 (£)
	G4P0051	PET felt acoustic tiles, rectangular, 3 pcs.	200	9	400	61	95
	G4P0052		400	9	600	117	157
	G4P0053	PET felt acoustic tiles, rectangular, 5 pcs.	200	9	400	114	153
	G4P0054		400	9	600	200	256
	G4P0055	PET felt acoustic tiles, rectangular, 10 pcs.	200	9	400	229	298
	G4P0056		400	9	600	375	499

G1: Pattern ZA00 Plain		G2: Patterns ZA30 Straight / ZA40 Diagonal / ZA50 Diagonal					
	CODE	DESCRIPTION	WIDTH	DEPTH	HEIGHT	G1 (£)	G2 (£)
	G4P0113	PET felt acoustic tiles, rectangular, 2 pcs	600	9	1200	277	372
	G4P0114	PET felt acoustic tiles, rectangular, 4 pcs	600	9	1200	530	709
	G4P0115	PET felt acoustic tiles, rectangular, 10 pcs	600	9	1200	1295	1722

G1: Pattern ZA00		G2: Patterns ZA30 Straight / ZA40 Diagonal / ZA60 Straight					
	CODE	DESCRIPTION	WIDTH	DEPTH	HEIGHT	G1 (£)	G2 (£)
	G4P0057	PET felt acoustic tiles, triangular, 4 pcs	200	9	200	66	77
	G4P0058		400	9	400	100	117
	G4P0059	PET felt acoustic tiles, triangular, 6 pcs	200	9	200	93	104
	G4P0060		400	9	400	142	176
	G4P0061	PET felt acoustic tiles, triangular, 10 pcs	200	9	200	133	178
	G4P0062		400	9	400	229	281

G1: Pattern ZA00 Plain		G2: Patterns ZA30 Straight / ZD30 Triangle					
	CODE	DESCRIPTION	WIDTH	DEPTH	HEIGHT	G1 (£)	G2 (£)
	G4P0063	PET felt acoustic tiles, hexagon, 3 pcs	173	9	200	65	76
	G4P0064		346	9	400	102	124
	G4P0065	PET felt acoustic tiles, hexagon, 5 pcs	173	9	200	89	111
	G4P0066		346	9	400	167	213
	G4P0067	PET felt acoustic tiles, hexagon, 10 pcs	173	9	200	168	220
	G4P0068		346	9	400	331	410

	CODE	DESCRIPTION	WIDTH	DEPTH	HEIGHT	RSP (£)
	G4P0069	PET felt acoustic tiles, diamond, 3 pcs	115	9	200	58
	G4P0070		230	9	400	82
	G4P0071	PET felt acoustic tiles, diamond, 5 pcs	115	9	200	75
	G4P0072		230	9	400	135
	G4P0073	PET felt acoustic tiles, diamond, 10 pcs	115	9	200	156
	G4P0074		230	9	400	272
	G6F0507	Universal glue for PET felt panels, 290ml	50	50	350	65

G1: Pattern ZA00 Plain G2: Pattern ZA30 Straight

	CODE	DESCRIPTION	WIDTH	DEPTH	HEIGHT	G1 (£)	G2 (£)
	G4P0106	PET felt acoustic panel for ceiling (without fittings)	600	24	600	102	147
	G4P0107		600	24	1200	186	265
	G4P0109		Ø600	24		86	124
	G4P0108		1200	24	1200	327	468
	G4P0110		Ø600	24		333	473

	CODE	DESCRIPTION	WIDTH	DEPTH	HEIGHT	RSP (£)
	AWU181	PET felt acoustic baffle, "Plain" type	1200	1710	280	1072
	AWU182		2400	1710	280	2005
	AWU183	PET felt acoustic baffle, "Blade" type	1200	1710	280	779
	AWU184		2400	1710	280	1415
	AWU185	PET felt acoustic baffle, "Wave" type	1200	1710	250	864
	AWU186		2400	1710	250	1415
	G6F0506	Set of suspensions (4 pcs.) for acoustic panels. Fixed into wood, masonry, gypsum ceiling. Adjustable wire rope length 50 - 2000mm.	2000			97
	G4P0105	PET felt tile for suspended ceiling "Armstrong", 8 pcs.	595	9	595	468

	CODE	DESCRIPTION	WIDTH	DEPTH	HEIGHT	RSP (£)
	G4P0043	PET felt acoustic cloud, "Shade" type	Ø827		300	528
	G4P0044		Ø1202		420	1437
	G6F0465	Set of suspensions for PET felt cloud. Adjustable wire rope length 50 - 2000mm. Fixed on wood, masonry, gypsum (ceiling).			2000	103
	G6F0466	Set of suspensions for PET felt cloud. Adjustable wire rope length 50 - 2000mm. Fixed on suspended ceilings "Armstrong" (profile T24) with white clips.			2000	115
	G4P0111	PET felt free-standing desk screen	600	400	380	162
	G4P0112		800	400	380	184
	G9A0154	PET felt basket	358	130	280	111

Parthos

Acoustic columns

TECHNICAL INFO



Parthos stylish, mobile and sustainable acoustic columns are one of the solutions that can achieve the desired acoustic balance in different spaces. Best of all, they require no special fixings, thus giving you more freedom and flexibility.

Parthos ensures that high, medium and low frequency sounds are muffled: High-frequency sounds like phone calls, medium-frequency sounds like speech, and low-frequency sounds caused by heating, ventilation and air conditioning systems. The acoustic columns are filled with textile offcuts, with excellent sound-absorbing

properties. Columns are covered with PET felt, which is porous and enhances these properties. The choice of pattern also contributes to the improvement of acoustics by dispersing some of the sound waves.

Choose from three different heights – 800mm, 1200mm, and 1600mm with space for a plant pot hooks is an acoustic product with a distinctive design that can be easily integrated into meeting spaces. You can use hooks or with power and charge.

Materials

PET Felt*


Grey (BA01)
Light Grey (BA02)
Green (BA03)
Dark Blue (BA04)
Blue (BA05)
Coral Pink (BA10)
Chestnut (BA07)
Dark Pink (BA06)
Dark Grey (BA08)
Lime (BA09)
Light Grey (BA12)
Light Beige (BA11)

Pattern








Vertical (ZP10)

Base

Black (PA05)

 Sustainable / natural

* See [PET felt colour swatches](#) for details

	CODE	DESCRIPTION	WIDTH	DEPTH	HEIGHT	RSP (£)
	G400001	Acoustic column	Ø380		800	1096
	G400002		Ø380		1200	1523
	G400003		Ø380		1600	1730
	G400004	Acoustic column with space for plant pot (Ø230 x H170mm)	Ø380		800	1141
	G400005		Ø380		1200	1590
	G400006		Ø380		1600	1783
	G400007	Acoustic column with hooks	Ø380		1600	1895
	G400008	Acoustic column with power socket unit (3 x Type G (UK) power sockets)	Ø380		800	1657
	G400009	Acoustic column with power socket unit (2 x Type G (UK) power sockets and 1 x USB Type A+C charge socket)	Ø380		800	1944
	G400010	Acoustic column with power socket unit (3 x Type G (UK) power sockets and wireless charger)	Ø380		800	2046
	G400011	Acoustic column with power socket unit (2 x Type G (UK) power sockets, 1 x USB Type A+C socket and wireless charger)	Ø380		800	2401

Modus & Modus Light

Acoustic sound absorption panels

TECHNICAL INFO



Modus acoustic panels offer a modern solution to improve the working environment by absorbing background noise, reducing reverberation and improving acoustics.

With a broad range of fabric colours on offer Modus panels add depth and interest to office interiors and can be used to create private working spaces. The system includes wall mounted panels, suspended ceiling panels, and vertically suspended double-sided panels.

The main purpose of acoustic panels is to reduce reverberation (echo) to the maximum extent possible and to absorb noise, in this way improving acoustic comfort. The panels contain a special patented and certified material designed to efficiently absorb sound. Modus acoustic panels offer class C sound absorption.

Materials

Fabric*











- Berta
- Fidivi Bondai
- Camira Era
- Camira Lucia 
- Audêjas Austea 
- Gabriel Velito Presto
- Gabriel Step/Step Melange
- Camira Synergy













Metal

- Chrome (MB01) cables
- Grey (MA02) fixings

 Sustainable / natural

* Narbutas offer limited options from popular fabric ranges on their products - please see [Narbutas Fabrics List](#) for details

G1: Berta		G2: Austea / Lucia *			G3: Velito Presto / Step/Step Melange / Synergy *			
	CODE	DESCRIPTION	WIDTH	DEPTH	HEIGHT	G1 (£)	G2 (£)	G3 (£)
	G4E0043	Modus vertically suspended acoustic panel (upholstered on both sides) with suspension fittings on top, adjustable cables 50-3000mm, suitable for masonry or gypsum	1200	46	400	374	430	475
	G4E0044	Modus vertically suspended acoustic panel (upholstered on both sides) with suspension fittings on top & bottom, adjustable cables 50-3000mm, suitable for masonry or gypsum	1200	46	400	368	424	469
	G4E0045	Modus vertically suspended acoustic panel (upholstered on both sides) with suspension on top, adjustable cables 50-3000mm, suitable for masonry or gypsum	1200	46	800	604	727	801
	G4E0046	Modus vertically suspended acoustic panel (upholstered on both sides) with suspension fittings on top & bottom, adjustable cables 50-3000mm, suitable for masonry or gypsum	1200	46	800	609	733	806
	G4E0001	Modus acoustic wall / horizontally suspended ceiling panel (upholstered on one side)	400	40	400	112	129	145
	G4E0002		400	70	400	128	161	195
	G4E0003		400	40	800	154	204	227
	G4E0004		400	70	800	210	261	300
	G4E0005		400	40	1200	213	269	314
	G4E0006		400	70	1200	276	349	405
	G4E0007		800	40	800	324	413	465
	G4E0008		800	70	800	431	543	612
	G4E0009		800	40	1200	390	486	559
	G4E0010		800	70	1200	514	648	745
	G4E0011		1200	40	1200	697	882	1000
	G4E0012		1200	70	1200	931	1173	1319

	CODE	DESCRIPTION							RSP (£)
	G6F0326	Wall panel drilled and adhesive fixings (up to 20kg load)							63
	G6F0327	Wall panel adhesive fixings (up to 4kg load)							63
	G6F0328	Wall panel connectors (2 pcs.)							29
	G6F0325	Ceiling panel cable kit for Modus horizontally suspended panels, 50 - 1200mm							80
	G6F0340	Ceiling panel cable kit for Modus horizontally suspended panels, 50 - 3000mm							137
G1: Bondai / Era		G2: Austea / Lucia *			G3: Velito Presto / Step/Step Melange / Synergy *				
	CODE	DESCRIPTION	WIDTH	DEPTH	HEIGHT	G1 (£)	G2 (£)	G3 (£)	
	G4E0019	Modus Light lightweight acoustic wall / ceiling panel	300	48	300	91	114	124	
	G4E0020		300	68	300	111	128	144	
	G4E0021		600	48	300	160	188	210	
	G4E0022		600	68	300	198	231	255	
	G4E0023		600	48	600	264	321	354	
	G4E0024		600	68	600	342	409	443	
	G4E0029	Modus Light acoustic panel with metal fittings - fix to Armstrong suspended ceiling	575	48	575	272	294	328	
	G4E0030		575	68	575	334	357	386	
	CODE	DESCRIPTION							RSP (£)
	G6F0384	Set of drilled fittings (4 pcs.) for Modus Light acoustic panels - fix to wood, masonry or gypsum wall / ceiling							63
	G6F0385	Set of adhesive fittings (4 pcs.) for Modus Light acoustic panels - fix to glass, plastic, metal, ceramics and varnished wall / ceiling, supports loads up to 4kg							41
	G6F0386	Suspension cables (4pcs.) for Modus Light acoustic panels - fix to masonry, wood or gypsum ceilings, adjustable wire rope length 50-1200mm							53
	G6F0387	Suspension cables (4pcs.) for Modus Light acoustic panels - fix to Armstrong suspended ceilings (profile T24) with white clips, adjustable wire rope length 50-1200mm, recommended load up to 20kg							120

Workpods & Booths

Workpods

Meeting booths



Silent Room work + meeting pods

Silent Room

Acoustic workpods

TECHNICAL INFO



Silent Room is an oasis of quiet in a middle of a modern office. Thanks to this office solution, concentrating at work has never been easier as it enables employees to focus during phone conversations, video conferences or creative tasks without distracting others. Silent Room ensures indoor air quality as well as acoustic and visual comfort for employees.

Multilayered Silent Room wall structure, hermetic door and ceiling ensure sound insulation. The inner layer of the panels is made from high-class acoustic

material that eliminates echo and has excellent sound absorption properties. The upholstered exteriors block out noise effectively and create an acoustically-optimised working environment.


Getting in and out of the Silent Room is easy: a low doorstep and same level floor ensures that no caution is needed while stepping inside. Silent Room ensures a high level of comfort and allows for a wide range of freedom. It can be also easily adapted to a variety of activities, providing you with the freedom to create a personalised setting that suits your needs best.

Materials

Band A Fabric*

Berta

Band B Fabric*

Audėjas Austea  Gabriel Step/Step Melange

Band C Fabric*

Gabriel Velito Presto
Camira Synergy

Band A MFC

Whitened Oak (PA06)
Amber Oak (PA07)
White (PA01)
Dark Grey (PA03)
Pearl Grey (PA02)

Band B MFC

Sand Ash (PA09)
Dark Walnut (PA10)
Grey Wood (PA08)
Cubanit Grey (PA04)
Black (PA05)

Metal

Black (MA01)

Glass

Clear Glass

 Sustainable / natural

You can be sure that you will be able to continue that important conversation or presentation even if your device runs out of battery power. For user convenience, Silent Room room is equipped with a power socket with USB-A and USB-C charge.

Thanks to its air ventilation and lighting solutions, Silent Room offers a productivity-boosting environment. The high-capacity ventilators ensure a proper air flow rate (500 m³/h) with a low operating noise.

The combination of the LED lamps creates a warm and homely atmosphere. A smart control unit selects an optimal ventilation and illumination level, and, if necessary, allows for individual adjustment. Once an employee leaves the Silent Room, intense ventilation is automatically activated to prepare the room for the next user.

This acoustic piece of furniture also helps with energy savings as it automatically dims the lights when no one is present in the room and even switches them off after some time.

Silent Room S

STEP 1	STEP 2	STEP 3	STEP 4	STEP 5	STEP 6
Choose external walls (fabric or MFC)	Choose side internal walls (fabric)	Choose front internal walls (fabric or MFC)	Choose central internal wall (MFC)	Choose glass door frame R/H or L/H	Add ceiling + optional accessories

G1: Band A Fabric		G2: Band B Fabric			G3: Band C Fabric			
STEP 1	CODE	DESCRIPTION	WIDTH	DEPTH	HEIGHT	G1 (£)	G2 (£)	G3 (£)



AR1101	Silent Room S / Step 1 option External walls, upholstered with fabric	1170	1189	2235	3221	4121	4894
--------	--	------	------	------	-------------	-------------	-------------

G1: Band A MFC		G2: Band B MFC					
STEP 1	CODE	DESCRIPTION	WIDTH	DEPTH	HEIGHT	G1 (£)	G2 (£)



AR1102	Silent Room S / Step 1 option External MFC walls	1170	1186	2235	2029	2279
--------	---	------	------	------	-------------	-------------

G1: Band A Fabric + Band A MFC G2: Band A Fabric + Band B MFC		G3: Band B Fabric + Band A MFC G4: Band B Fabric + Band B MFC		G5: Band C Fabric + Band A MFC G6: Band C Fabric + Band B MFC							
STEP 1	CODE	DESCRIPTION	WIDTH	DEPTH	HEIGHT	G1 (£)	G2 (£)	G3 (£)	G4 (£)	G5 (£)	G6 (£)




AR1103	Silent Room S / Step 1 option External walls, upholstered with fabric, rear wall with glass / MFC	1170	1186	2235	3971	4052	4575	4656	5093	5174
--------	--	------	------	------	-------------	-------------	-------------	-------------	-------------	-------------

G1: Band A MFC		G2: Band B MFC					
STEP 1	CODE	DESCRIPTION	WIDTH	DEPTH	HEIGHT	G1 (£)	G2 (£)



AR1104	Silent Room S / Step 1 option External MFC walls, rear wall with glass	1170	1186	2235	3201	3446
--------	---	------	------	------	-------------	-------------

G1: Band A Fabric		G2: Band B Fabric			G3: Band C Fabric			
STEP 2	CODE	DESCRIPTION	WIDTH	DEPTH	HEIGHT	G1 (£)	G2 (£)	G3 (£)



AR1201	Silent Room S / Step 2 Internal acoustic side walls, upholstered with fabric	1090	76	2150	2042	2506	2862
--------	---	------	----	------	-------------	-------------	-------------

G1: Band A Fabric		G2: Band B Fabric			G3: Band C Fabric			
STEP 3	CODE	DESCRIPTION	WIDTH	DEPTH	HEIGHT	G1 (£)	G2 (£)	G3 (£)



AR1301	Silent Room S / Step 3 option Internal front walls, upholstered with fabric <i>Not required with glass rear wall (Step 1)</i>	218	39	2150	452	580	722
--------	---	-----	----	------	------------	------------	------------

G1: Band A MFC		G2: Band B MFC					
STEP 3	CODE	DESCRIPTION	WIDTH	DEPTH	HEIGHT	G1 (£)	G2 (£)



AR1302	Silent Room S / Step 3 option Internal front MFC walls <i>Not required with glass rear wall (Step 1)</i>	218	36	2150	252	286
--------	--	-----	----	------	------------	------------

G1: Band A MFC		G2: Band B MFC					
STEP 4	CODE	DESCRIPTION	WIDTH	DEPTH	HEIGHT	G1 (£)	G2 (£)





ARU401	Silent Room S / Step 4 option Internal front central wall with ventilation and LED lighting control system, table (300x500, H146mm) mountable on media wall with power socket and integrated USB-A & USB-C fast charger, with one cable guide, tabletop H1050mm from the ground	500	396	2150	5780	5828
--------	--	-----	-----	------	-------------	-------------







ARU402	Silent Room S / Step 4 option Internal front central wall with ventilation and LED lighting control system, table (300x500, H146mm) mountable on media wall with power socket, tabletop H1050mm from the ground	500	396	2150	5136	5185
--------	--	-----	-----	------	-------------	-------------


G1: Band A MFC G2: Band B MFC

STEP 5	CODE	DESCRIPTION	WIDTH	DEPTH	HEIGHT	G1 (£)	G2 (£)
	ARU511	Silent Room S / Step 5 option R/H glass door in metal frame with MFC front cover, 8mm tempered safety glass, door handle without lock	1170	56	2235	3505	3548
	ARU512	Silent Room S / Step 5 option L/H glass door in metal frame with MFC front cover, 8mm tempered safety glass, door handle without lock	1170	56	2235	3488	3532

STEP 6	CODE	DESCRIPTION	WIDTH	DEPTH	HEIGHT	RSP (£)
--------	------	-------------	-------	-------	--------	---------


	G4J0K18	Silent Room S / Step 6 MFC ceiling with LED light and ventilation (air extraction) system	1085	1140	118.5	2243
	G6F0209	Carpet <i>Optional</i>	1040	1080	8.5	473
	G6F0207	Autonomous smoke alarm device <i>Optional</i>	110	110	39	369
	G6F0208	Smoke alarm device for fire alarm system <i>Optional</i>	104	104	35	142

G1: Band A MFC G2: Band B MFC


STEP 6	CODE	DESCRIPTION	WIDTH	DEPTH	HEIGHT	G1 (£)	G2 (£)
	AR1702	MFC floor covered with carpet, metal frame structure <i>Optional</i>	1167	1203	78	1240	1240


Silent Room S preconfigured pod ideas

G1: Band A Fabric + Band A MFC Media Wall			G2: Band B Fabric + Band A MFC Media Wall			G3: Band C Fabric + Band A MFC Media Wall		
	CODE	DESCRIPTION	WIDTH	DEPTH	HEIGHT	G1 (£)	G2 (£)	G3 (£)


	ARK101	Silent Room S with upholstered external and internal walls, internal front central wall with control system, table with power socket, glass door, MFC ceiling with LED light and ventilation, carpet	1170	1205	2238	17055	18547	19818
---	--------	--	------	------	------	-------	-------	-------

G1: Band A MFC + Band A Fabric Internal Walls			G2: Band B MFC + Band B Fabric Internal Walls				
	CODE	DESCRIPTION	WIDTH	DEPTH	HEIGHT	G1 (£)	G2 (£)

	ARK102	Silent Room S with MFC external and upholstered internal walls, internal front central wall with control system, table with power socket, glass door, MFC ceiling with LED light and ventilation, carpet	1170	1202	2238	15863	16206
--	--------	--	------	------	------	-------	-------

	ARK104	Silent Room S with MFC external walls and rear panel with glass, upholstered internal walls, internal front central wall with control system, table with power socket, glass door, MFC ceiling with LED light and ventilation, carpet	1170	1202	2238	16583	16921
---	--------	---	------	------	------	-------	-------


G1: Band A Fabric + Band A MFC G2: Band A Fabric + Band B MFC		G3: Band B Fabric + Band A MFC G4: Band B Fabric + Band B MFC		G5: Band C Fabric + Band A MFC G6: Band C Fabric + Band B MFC							
	CODE	DESCRIPTION	WIDTH	DEPTH	HEIGHT	G1 (£)	G2 (£)	G3 (£)	G4 (£)	G5 (£)	G6 (£)


	ARK103	Silent Room S with upholstered external walls and rear panel with glass, upholstered internal walls, internal front central wall with control system, table with power socket, glass door, MFC ceiling with LED light and ventilation, carpet	1170	1205	2238	17353	17527	18421	18595	19295	19469
---	--------	---	------	------	------	-------	-------	-------	-------	-------	-------

Silent Room M


STEP 1	STEP 2	STEP 3	STEP 4	STEP 5	STEP 6
Choose external walls (fabric or MFC)	Choose side internal walls (fabric)	Choose front internal walls (fabric or MFC)	Choose central internal wall (MFC)	Choose glass door frame R/H or L/H	Add ceiling + optional floor & seating

G1: Band A Fabric		G2: Band B Fabric			G3: Band C Fabric			
STEP 1	CODE	DESCRIPTION	WIDTH	DEPTH	HEIGHT	G1 (£)	G2 (£)	G3 (£)
	AR2101	Silent Room M / Step 1 option External walls, upholstered with fabric	2148	1189	2235	4349	5793	6992


		G1: Band A MFC			G2: Band B MFC		
STEP 1	CODE	DESCRIPTION	WIDTH	DEPTH	HEIGHT	G1 (£)	G2 (£)
	AR2102	Silent Room M / Step 1 option External MFC walls	2148	1186	2235	2933	3305


G1: Band A Fabric + Band A MFC G2: Band A Fabric + Band B MFC		G3: Band B Fabric + Band A MFC G4: Band B Fabric + Band B MFC			G5: Band C Fabric + Band A MFC G6: Band C Fabric + Band B MFC						
STEP 1	CODE	DESCRIPTION	WIDTH	DEPTH	HEIGHT	G1 (£)	G2 (£)	G3 (£)	G4 (£)	G5 (£)	G6 (£)
	AR2103	Silent Room M / Step 1 option External walls, upholstered with fabric, rear wall with glass / MFC	2148	1186	2235	5359	5495	5963	6099	6481	6617


		G1: Band A MFC			G2: Band B MFC		
STEP 1	CODE	DESCRIPTION	WIDTH	DEPTH	HEIGHT	G1 (£)	G2 (£)
	AR2104	Silent Room M / Step 1 option External MFC walls, rear wall with glass / MFC	2148	1186	2235	4589	4889


G1: Band A Fabric		G2: Band B Fabric			G3: Band C Fabric			
STEP 2	CODE	DESCRIPTION	WIDTH	DEPTH	HEIGHT	G1 (£)	G2 (£)	G3 (£)
	AR1201	Silent Room M / Step 2 Internal acoustic side walls, upholstered with fabric	1090	76	2150	2042	2506	2862




G1: Band A Fabric		G2: Band B Fabric			G3: Band C Fabric			
STEP 3	CODE	DESCRIPTION	WIDTH	DEPTH	HEIGHT	G1 (£)	G2 (£)	G3 (£)
	AR2301	Silent Room M / Step 3 option Internal front walls, upholstered with fabric <i>Not required with glass rear wall (Step 1)</i>	607	39	2150	1084	1626	2080



		G1: Band A MFC			G2: Band B MFC		
STEP 3	CODE	DESCRIPTION	WIDTH	DEPTH	HEIGHT	G1 (£)	G2 (£)
	AR2302	Silent Room M / Step 3 option Internal front MFC walls <i>Not required with glass rear wall (Step 1)</i>	607	36	2150	588	706





		G1: Band A MFC			G2: Band B MFC		
STEP 4	CODE	DESCRIPTION	WIDTH	DEPTH	HEIGHT	G1 (£)	G2 (£)
	G4J0H15	Silent Room M / Step 4 option Internal front central wall with cut-out for power socket and electronic control system. Cable guides are on both sides of the wall <i>S1-1P3C(1A/2C)1D1H must be ordered</i>	700	96	2150	5581	5635





	ARU403	Silent Room M / Step 4 option Internal front central wall with table (H=720mm), VESA mount and electronic control system <i>S1-1P3C(1A/2C)1D1H and SRPK must be ordered</i>	700	696	2150	6790	6850
---	--------	---	-----	-----	------	------	------



	ARU411	Silent Room M / Step 4 option Internal front central wall with table (H=1050mm), VESA mount and electronic control system <i>S1-1P3C(1A/2C)1D1H and SRPK must be ordered</i>	700	696	2150	6812	6872
---	--------	--	-----	-----	------	------	------


STEP 4	CODE	DESCRIPTION	G1: Band A MFC			G2: Band B MFC	
			WIDTH	DEPTH	HEIGHT	G1 (£)	G2 (£)
	G4JOH18	Silent Room M / Step 4 option Internal front central wall with cut-out for power unit and electronic control system. Cable guides are on both sides of the wall <i>G6F0406, G6F0407, G6F0408 or G6F0409 must be ordered</i>	700	96	2150	5581	5635
	ARU413	Silent Room M / Step 4 option Internal front central wall with table (H=720mm), VESA mount and electronic control system <i>G6F0406, G6F0407, G6F0408 or G6F0409 and SRPK must be ordered</i>	700	696	2150	6790	6850
	ARU414	Silent Room M / Step 4 option Internal front central wall with table (H=1050mm), VESA mount and electronic control system <i>G6F0406, G6F0407, G6F0408 or G6F0409 and SRPK must be ordered</i>	700	696	2150	6812	6872


STEP 4	CODE	DESCRIPTION	WIDTH	DEPTH	HEIGHT	RSP (£)
	S1-1P3C(1A/2C)1D1H-BK	Metalicon Solo Plus power socket with integrated 18W USB-A & 45W USB-C smart charge, 1 x HDMI data transfer port and 1 x Cat6 RJ45 data transfer port, black. <i>Required for internal front central walls with cut-out G4JOH15, ARU403, ARU411</i>	Ø110		65	174
	SRPK	Powerlink power module, 3 power sockets, with 1m extension cable (GST male to GST female) and adaptor block (1 x GST male, 2 x GST female) <i>Required for internal front central walls with tv screen ARU403, ARU411, ARU413, ARU414</i>	264	70	60	77



STEP 4	CODE	DESCRIPTION	WIDTH	DEPTH	HEIGHT	RSP (£)
	G6F0406	Power module (3 x power sockets) for media wall	317	119	45	182
	G6F0407	Power module (2 x power sockets and 1 x RJ45 socket) for internal front central wall	317	119	45	441
	G6F0408	Power module (2 x power sockets, USB-A & USB-C fast charger) for internal front central wall	317	119	45	619
	G6F0409	Power module (1 x power socket, USB-A & USB-C fast charger, 1 x RJ45 socket) for internal front central wall	317	119	45	825

STEP 5	CODE	DESCRIPTION	G1: Band A MFC			G2: Band B MFC	
			WIDTH	DEPTH	HEIGHT	G1 (£)	G2 (£)
	ARU521	Silent Room M / Step 5 option R/H glass facade with doors in metal frame with MFC front cover, 8mm tempered safety glass, door handle without lock	2148	56	2235	7079	7186
	ARU522	Silent Room M / Step 5 option L/H glass facade with doors in metal frame with MFC front cover, 8mm tempered safety glass, door handle without lock	2148	56	2235	7079	7186
	ARU523	Silent Room M / Step 5 option R/H glass facade with doors in metal frame with MFC front cover, 8mm tempered safety glass, door handle with lock	2148	56	2235	7273	7380
	ARU524	Silent Room M / Step 5 option L/H glass facade with doors in metal frame with MFC front cover, 8mm tempered safety glass, door handle with lock	2148	56	2235	7273	7380

STEP 6	CODE	DESCRIPTION	WIDTH	DEPTH	HEIGHT	RSP (£)
	AR2602	Silent Room M / Step 6 MFC ceiling with LED light and ventilation (air extraction) system	2102	1165	78	3714
	G6F0210	Carpet <i>Optional</i>	1950	1095	6.5	1048

		G1: Band A MFC	G2: Band B MFC				
STEP 6	CODE	DESCRIPTION	WIDTH	DEPTH	HEIGHT	G1 (£)	G2 (£)
	AR2702	MFC floor covered with carpet, metal frame structure <i>Optional</i>	2145	1203	78	2214	2235

		G1: Band A Fabric	G2: Band B Fabric		G3: Band C Fabric			
STEP 6	CODE	DESCRIPTION	WIDTH	DEPTH	HEIGHT	G1 (£)	G2 (£)	G3 (£)
	ARS100	Pouf with backrest (1000 x 600 x H300), black MFC base and plastic supports, H440mm seat <i>Optional</i>	1000	600	740	1201	1537	1807

STEP 6	CODE	DESCRIPTION	WIDTH	DEPTH	HEIGHT	RSP (£)
	G6F0207	Autonomous smoke alarm <i>Optional</i>	110	110	39	369
	G6F0208	Smoke alarm for fire alarm system <i>Optional</i>	104	104	35	142

Silent Room M preconfigured pod ideas

		G1: Band A Fabric + Band A MFC Media Wall	G2: Band B Fabric + Band A MFC Media Wall		G3: Band C Fabric + Band A MFC Media Wall			
	CODE	DESCRIPTION	WIDTH	DEPTH	HEIGHT	G1 (£)	G2 (£)	G3 (£)
	ARK201	Silent Room M with upholstered external and internal walls, internal front central wall with control system, glass door, MFC ceiling with LED light and ventilation, poufs with backrest (2 pcs.), carpet	2148	1205	2238	28759	31881	34430


		G1: Band A MFC + Band A Fabric Internal Walls	G2: Band B MFC + Band B Fabric Internal Walls				
	CODE	DESCRIPTION	WIDTH	DEPTH	HEIGHT	G1 (£)	G2 (£)
	ARK202	Silent Room M with MFC external and upholstered internal walls, internal front central wall with table and control system, glass door, MFC ceiling with LED light and ventilation, poufs with backrest (2 pcs.), carpet	2148	1202	2238	27343	27715
	ARK204	Silent Room M with upholstered external walls and rear panel with glass, upholstered internal walls, internal front central wall with table and control system, glass door, MFC ceiling with LED light and ventilation, poufs with backrest (2 pcs.), carpet	2148	1202	2238	27915	28382


		G1: Band A Fabric + Band A MFC G2: Band A Fabric + Band B MFC	G3: Band B Fabric + Band A MFC G4: Band B Fabric + Band B MFC		G5: Band C Fabric + Band A MFC G6: Band C Fabric + Band B MFC						
	CODE	DESCRIPTION	WIDTH	DEPTH	HEIGHT	G1 (£)	G2 (£)	G3 (£)	G4 (£)	G5 (£)	G6 (£)
	ARK203	Silent Room M with MFC external walls and rear panel with glass, upholstered internal walls, internal front central wall with table and control system, glass door, MFC ceiling with LED light and ventilation, poufs with backrest (2 pcs.), carpet	2148	1205	2238	28685	28821	30425	30561	31839	31975


Silent Room L


STEP 1	STEP 2	STEP 3	STEP 4	STEP 5	STEP 6
Choose external walls (fabric or MFC)	Choose side internal walls (fabric)	Choose front internal walls (fabric or MFC)	Choose central internal wall (MFC)	Choose glass door frame R/H or L/H	Add ceiling + optional floor & accessories


G1: Band A Fabric		G2: Band B Fabric			G3: Band C Fabric			
STEP 1	CODE	DESCRIPTION	WIDTH	DEPTH	HEIGHT	G1 (£)	G2 (£)	G3 (£)
	AR4101	Silent Room L / Step 1 option External walls, upholstered with fabric	2776	1959	2235	6180	8148	9804


G1: Band A MFC		G2: Band B MFC					
STEP 1	CODE	DESCRIPTION	WIDTH	DEPTH	HEIGHT	G1 (£)	G2 (£)
	AR4102	Silent Room L / Step 1 option External MFC walls	2776	1956	2235	4661	5302


G1: Band A Fabric + Band A MFC G2: Band A Fabric + Band B MFC		G3: Band B Fabric + Band A MFC G4: Band B Fabric + Band B MFC			G5: Band C Fabric + Band A MFC G6: Band C Fabric + Band B MFC						
STEP 1	CODE	DESCRIPTION	WIDTH	DEPTH	HEIGHT	G1 (£)	G2 (£)	G3 (£)	G4 (£)	G5 (£)	G6 (£)
	AR4103	Silent Room L / Step 1 option External walls, upholstered with fabric, rear wall with glass / MFC	2776	1959	2235	8101	8238	9221	9358	10149	10286


G1: Band A MFC		G2: Band B MFC					
STEP 1	CODE	DESCRIPTION	WIDTH	DEPTH	HEIGHT	G1 (£)	G2 (£)
	AR4104	Silent Room L / Step 1 option External MFC walls, rear wall with glass / MFC	2776	1956	2235	7189	7714


G1: Band A Fabric		G2: Band B Fabric			G3: Band C Fabric			
STEP 2	CODE	DESCRIPTION	WIDTH	DEPTH	HEIGHT	G1 (£)	G2 (£)	G3 (£)
	AR4201	Silent Room L / Step 2 Internal acoustic side walls, upholstered with fabric	930	76	2150	5032	6264	7236




G1: Band A Fabric		G2: Band B Fabric			G3: Band C Fabric			
STEP 3	CODE	DESCRIPTION	WIDTH	DEPTH	HEIGHT	G1 (£)	G2 (£)	G3 (£)
	AR4301	Silent Room L / Step 3 option Internal front walls, upholstered with fabric <i>Not required with glass rear wall (Step 1)</i>	871	39	2150	1402	1986	2514



G1: Band A MFC		G2: Band B MFC					
STEP 3	CODE	DESCRIPTION	WIDTH	DEPTH	HEIGHT	G1 (£)	G2 (£)
	AR4302	Silent Room L / Step 3 option Internal front MFC walls <i>Not required with glass rear wall (Step 1)</i>	871	36	2150	823	974

G1: Band A MFC		G2: Band B MFC					
STEP 4	CODE	DESCRIPTION	WIDTH	DEPTH	HEIGHT	G1 (£)	G2 (£)
	G4J0H21	Silent Room L / Step 4 option Internal front central wall with cut-out for power socket and electronic control system, cable guides are on both sides of the wall <i>S1-1P3C(1A/2C)1D1H must be ordered</i>	800	96	2150	6243	6296





	ARU405	Silent Room L / Step 4 option Internal front central wall with table (H720mm), VESA mount and electronic control system <i>S1-1P3C(1A/2C)1D1H and SRPK must be ordered</i>	800	1296	2150	7556	7653
---	--------	--	-----	------	------	------	------





	ARU406	Silent Room L / Step 4 option Internal front central wall with table (H1050mm), VESA mount and electronic control system <i>S1-1P3C(1A/2C)1D1H and SRPK must be ordered</i>	800	1296	2150	7578	7675
---	--------	---	-----	------	------	------	------





STEP 4	CODE	DESCRIPTION				G1: Band A MFC		G2: Band B MFC	
			WIDTH	DEPTH	HEIGHT	G1 (£)	G2 (£)		
	G4J0H24	Silent Room L / Step 4 option Internal front central wall with cut-out for power unit and electronic control system, cable guides are on both sides of the wall <i>G6F0406, G6F0407, G6F0408 or G6F0409 must be ordered</i>	800	96	2150	6243	6296		
	ARU408	Silent Room L / Step 4 option Internal front central wall with table (H720mm), VESA mount and electronic control system <i>G6F0406, G6F0407, G6F0408 or G6F0409 and SRPK must be ordered</i>	800	1296	2150	7556	7653		
	ARU409	Silent Room L / Step 4 option Internal front central wall with table (H1050mm), VESA mount and electronic control system <i>G6F0406, G6F0407, G6F0408 or G6F0409 SRPK must be ordered</i>	800	1296	2150	7576	7674		

STEP 4	CODE	DESCRIPTION	WIDTH	DEPTH	HEIGHT	RSP (£)
	S1-1P3C(1A/2C)1D1H	Metalicon Solo Plus power socket with integrated 18W USB-A & 45W USB-C smart charge, 1 x HDMI data transfer port and 1 x Cat6 RJ45 data transfer port, black. <i>Required for internal front central walls with cut-out G4J0H21, ARU405, ARU406</i>	Ø110		65	174
	SRPK	Powerlink power module, 3 power sockets, with 1m extension cable (GST male to GST female) and adaptor block (1 x GST male, 2 x GST female) <i>Required for internal front central walls with tv screen ARU403, ARU411, ARU413, ARU414</i>	264	70	60	77




STEP 4	CODE	DESCRIPTION	WIDTH	DEPTH	HEIGHT	RSP (£)
	G6F0406	Power module (3 x power sockets) for internal front central wall	317	119	45	182
	G6F0407	Power module (2 x power sockets and 1 x RJ45 socket) for internal front central wall	317	119	45	441
	G6F0408	Power module (2 x power sockets, USB-A & USB-C fast charger) for internal front central wall	317	119	45	619
	G6F0409	Power module (1 x power socket, USB-A & USB-C fast charger, 1 x RJ45 socket) for internal front central wall	317	119	45	825

STEP 5	CODE	DESCRIPTION				G1: Band A MFC		G2: Band B MFC	
			WIDTH	DEPTH	HEIGHT	G1 (£)	G2 (£)		
	ARU541	Silent Room L / Step 5 option R/H glass facade with doors in metal frame with MFC front cover, 8mm tempered safety glass, door handle without lock	2776	56	2235	7595	7692		
	ARU542	Silent Room L / Step 5 option L/H glass facade with doors in metal frame with MFC front cover, 8mm tempered safety glass, door handle without lock	2776	56	2235	7595	7692		
	ARU543	Silent Room L / Step 5 option R/H glass facade with doors in metal frame with MFC front cover, 8mm tempered safety glass, door handle with lock	2776	56	2235	7789	7886		
	ARU544	Silent Room L / Step 5 option L/H glass facade with doors in metal frame with MFC front cover, 8mm tempered safety glass, door handle with lock	2776	56	2235	7789	7886		


STEP 6	CODE	DESCRIPTION	WIDTH	DEPTH	HEIGHT	RSP (£)
	AR4602	Silent Room L / Step 6 MFC ceiling with LED light and ventilation (air extraction) system	2694	1910	118.5	4617
	G6F0211	Carpet <i>Optional</i>	2580	1865	8.5	2031
	G6F0207	Autonomous smoke alarm <i>Optional</i>	110	110	39	369
	G6F0208	Smoke alarm for fire alarm system <i>Optional</i>	104	104	35	142

G1: Band A MFC G2: Band B MFC


STEP 6	CODE	DESCRIPTION	WIDTH	DEPTH	HEIGHT	G1 (£)	G2 (£)
	AR4702	MFC floor covered with carpet, metal frame structure <i>Optional</i>	2773	1973	78	4247	4280


Silent Room L preconfigured pod ideas

G1: Band A Fabric + Band A MFC Media Wall G2: Band B Fabric + Band A MFC Media Wall G3: Band C Fabric + Band A MFC Media Wall


	CODE	DESCRIPTION	WIDTH	DEPTH	HEIGHT	G1 (£)	G2 (£)	G3 (£)
	ARK401	Silent Room L with upholstered external and internal walls, internal front central wall with high table, VESA mount and control system, glass door, MFC ceiling with LED light and ventilation, carpet	2776	1975	2238	34686	38470	41626

G1: Band A MFC + Band A Fabric Internal Walls G2: Band B MFC + Band B Fabric Internal Walls

	CODE	DESCRIPTION	WIDTH	DEPTH	HEIGHT	G1 (£)	G2 (£)
	ARK402	Silent Room L with MFC external and upholstered internal walls, internal front central wall with high table, VESA mount and control system, glass door, MFC ceiling with LED light and ventilation, carpet	2776	1972	2238	33167	34002


	ARK404	Silent Room L with MFC external walls and rear panel with glass, upholstered internal walls, internal front central wall with high table, VESA mount and control system, glass door, MFC ceiling with LED light and ventilation, carpet	2776	1972	2238	34293	35012
---	--------	---	------	------	------	--------------	--------------


G1: Band A Fabric + Band A MFC G3: Band B Fabric + Band A MFC G5: Band C Fabric + Band A MFC
G2: Band A Fabric + Band B MFC G4: Band B Fabric + Band B MFC G6: Band C Fabric + Band B MFC


	CODE	DESCRIPTION	WIDTH	DEPTH	HEIGHT	G1 (£)	G2 (£)	G3 (£)	G4 (£)	G5 (£)	G6 (£)
	ARK403	Silent Room L with upholstered external walls and rear panel with glass, upholstered internal walls, internal front central wall with high table, VESA mount and control system, glass door, MFC ceiling with LED light and ventilation, carpet	2776	1975	2238	35205	35536	37557	37888	39457	39788


Silent Room XL


STEP 1	STEP 2	STEP 3	STEP 4	STEP 5	STEP 6
Choose external walls (fabric or MFC)	Choose side internal walls (fabric)	Choose front internal walls (fabric or MFC)	Choose central internal wall (MFC)	Choose glass door frame R/H or L/H	Add ceiling + optional floor & accessories


G1: Band A Fabric		G2: Band B Fabric			G3: Band C Fabric			
STEP 1	CODE	DESCRIPTION	WIDTH	DEPTH	HEIGHT	G1 (£)	G2 (£)	G3 (£)
	AR8101	Silent Room XL / Step 1 option External walls, upholstered with fabric	3978	2409	2225	11739	14413	16693


G1: Band A MFC		G2: Band B MFC					
STEP 1	CODE	DESCRIPTION	WIDTH	DEPTH	HEIGHT	G1 (£)	G2 (£)
	AR8102	Silent Room XL / Step 1 option External MFC walls	3978	2406	2225	9862	10035


G1: Band A Fabric + Band A MFC G2: Band A Fabric + Band B MFC		G3: Band B Fabric + Band A MFC G4: Band B Fabric + Band B MFC			G5: Band C Fabric + Band A MFC G6: Band C Fabric + Band B MFC						
STEP 1	CODE	DESCRIPTION	WIDTH	DEPTH	HEIGHT	G1 (£)	G2 (£)	G3 (£)	G4 (£)	G5 (£)	G6 (£)
	AR8103	Silent Room XL / Step 1 option External walls, upholstered with fabric, rear wall with glass / MFC	3978	2406	2225	15246	15319	16716	16789	17958	18031


G1: Band A MFC		G2: Band B MFC					
STEP 1	CODE	DESCRIPTION	WIDTH	DEPTH	HEIGHT	G1 (£)	G2 (£)
	AR8104	Silent Room XL / Step 1 option External MFC walls, rear wall with glass / MFC	2776	1956	2235	14634	14795


G1: Band A Fabric		G2: Band B Fabric			G3: Band C Fabric			
STEP 2	CODE	DESCRIPTION	WIDTH	DEPTH	HEIGHT	G1 (£)	G2 (£)	G3 (£)
	AR8201	Silent Room XL / Step 2 Internal acoustic side walls, upholstered with fabric	770	76	2150	5355	6680	7815





G1: Band A Fabric		G2: Band B Fabric			G3: Band C Fabric			
STEP 3	CODE	DESCRIPTION	WIDTH	DEPTH	HEIGHT	G1 (£)	G2 (£)	G3 (£)
	AR8301	Silent Room XL / Step 3 option Internal front walls, upholstered with fabric <i>Not required with glass rear wall (Step 1)</i>	3745	39	2150	3710	5090	6115


G1: Band A MFC		G2: Band B MFC					
STEP 3	CODE	DESCRIPTION	WIDTH	DEPTH	HEIGHT	G1 (£)	G2 (£)
	AR8302	Silent Room XL / Step 3 option Internal front MFC walls <i>Not required with glass rear wall (Step 1)</i>	3745	36	2150	3125	3190

G1: Band A MFC		G2: Band B MFC					
STEP 4	CODE	DESCRIPTION	WIDTH	DEPTH	HEIGHT	G1 (£)	G2 (£)
	G4J0H27	Silent Room XL / Step 4 option Internal front central wall with cut-out for power unit and electronic control system. Cable guides are on both sides of the wall. <i>G6F0406, G6F0407, G6F0408 or G6F0409 must be ordered</i>	770	96	2150	6392	7148



	ARU416	Silent Room XL / Step 4 option Internal front central wall with table (H=720mm), VESA mount and electronic control system. <i>G6F0406, G6F0407, G6F0408 or G6F0409 and SRPK must be ordered</i>	770	2446	2150	7156	7918
---	--------	---	-----	------	------	------	------



	ARU417	Silent Room XL / Step 4 option Internal front central wall with table (H=1050mm), VESA mount and electronic control system. <i>G6F0406, G6F0407, G6F0408 or G6F0409 and SRPK must be ordered</i>	770	2446	2150	9231	9992
---	--------	--	-----	------	------	------	------




STEP 4	CODE	DESCRIPTION	WIDTH	DEPTH	HEIGHT	RSP (£)
	G6F0406	Power module (3 x power sockets) for media wall	317	119	45	182
	G6F0407	Power module (2 x power sockets and 1 x RJ45 socket) for internal front central wall	317	119	45	441
	G6F0408	Power module (2 x power sockets, USB-A & USB-C fast charger) for internal front central wall	317	119	45	619
	G6F0409	Power module (1 x power socket, USB-A & USB-C fast charger, 1 x RJ45 socket) for internal front central wall	317	119	45	825

STEP 4	CODE	DESCRIPTION	WIDTH	DEPTH	HEIGHT	RSP (£)
	SRPK	Powerlink power module, 3 power sockets, with 1m extension cable (GST male to GST female) and adaptor block (1 x GST male, 2 x GST female) <i>Required for internal front central walls with tv screen ARU403, ARU411, ARU413, ARU414</i>	264	70	60	77


G1: Band A MFC G2: Band B MFC

STEP 5	CODE	DESCRIPTION	WIDTH	DEPTH	HEIGHT	G1 (£)	G2 (£)
	ARU581	Silent Room XL / Step 5 R/H glass facade with doors in metal frame with MFC front cover, 8mm tempered safety glass, door handle without lock	3978	56	2225	11205	11251
	ARU582	Silent Room XL / Step 5 L/H glass facade with doors in metal frame with MFC front cover, 8mm tempered safety glass, door handle without lock	3978	56	2225	11260	11307






		G1: Band A MFC		G2: Band B MFC			
STEP 5	CODE	DESCRIPTION	WIDTH	DEPTH	HEIGHT	G1 (£)	G2 (£)
	ARU583	Silent Room XL / Step 5 option R/H glass facade with doors in metal frame with MFC front cover, 8mm tempered safety glass, door handle with lock	3978	56	2225	11482	11528
	ARU584	Silent Room XL / Step 5 option L/H glass facade with doors in metal frame with MFC front cover, 8mm tempered safety glass, door handle with lock	3978	56	2225	11537	11584


STEP 6	CODE	DESCRIPTION	WIDTH	DEPTH	HEIGHT	RSP (£)
	AR8602	Silent Room XL / Step 6 MFC ceiling with LED light and ventilation (air extraction) system	3932	2380	78	13518
	G6F0207	Autonomous smoke alarm <i>Optional</i>	110	110	39	369
	G6F0208	Smoke alarm for fire alarm system <i>Optional</i>	104	104	35	142

G1: Band A MFC G2: Band B MFC

STEP 7	CODE	DESCRIPTION	WIDTH	DEPTH	HEIGHT	G1 (£)	G2 (£)
	AR8702	MFC floor covered with carpet, metal frame structure	3975	2423	78	6928	6955

Silent Room XL preconfigured pod ideas


G1: Band A Fabric + Band A MFC Media Wall		G2: Band B Fabric + Band A MFC Media Wall		G3: Band C Fabric + Band A MFC Media Wall				
	CODE	DESCRIPTION	WIDTH	DEPTH	HEIGHT	G1 (£)	G2 (£)	G3 (£)
	ARK801	Silent Room XL with upholstered external and internal walls, internal front central wall with control system and high table, glass door, MFC ceiling with LED light and ventilation, MFC floor covered with carpet	3978	2425	2306	62360	67739	72179
G1: Band A MFC + Band A Fabric Internal Walls		G2: Band B MFC + Band B Fabric Internal Walls						
	CODE	DESCRIPTION	WIDTH	DEPTH	HEIGHT	G1 (£)	G2 (£)	
	ARK802	Silent Room XL with MFC external and upholstered internal walls, internal front central wall with control system and high table, glass door, MFC ceiling with LED light and ventilation, MFC floor covered with carpet	3978	2422	2306	60483	61490	
	ARK804	Silent Room XL with MFC external walls and rear panel with glass, upholstered internal walls, internal front central wall with control system and high table, glass door, MFC ceiling with LED light and ventilation, MFC floor covered with carpet	3978	2422	2306	61545	62540	
	ARK805	Silent Room XL with MFC external and upholstered internal walls, internal front central wall with control system, glass door, MFC ceiling with LED light and ventilation, MFC floor covered with carpet, equipped with soft seating and 3 x laptop tables (SHD041)	3978	2422	2306	59920	60922	
	ARK806	Silent Room XL with MFC external walls and rear panel with glass, upholstered internal walls, internal front central wall with control system, glass door, MFC ceiling with LED light and ventilation, MFC floor covered with carpet, equipped with table (DNA180-U) and 6 x Twist & Sit sled base meeting chairs (SDA120)	3978	2422	2306	62095	63136	

G1: Band A Fabric + Band A MFC G2: Band A Fabric + Band B MFC		G3: Band B Fabric + Band A MFC G4: Band B Fabric + Band B MFC			G5: Band C Fabric + Band A MFC G6: Band C Fabric + Band B MFC						
	CODE	DESCRIPTION	WIDTH	DEPTH	HEIGHT	G1 (£)	G2 (£)	G3 (£)	G4 (£)	G5 (£)	G6 (£)
	ARK803	Silent Room XL with upholstered external walls and rear panel with glass, upholstered internal walls, internal front central wall with control system and high table, glass door, MFC ceiling with LED light and ventilation, MFC floor covered with carpet	3978	2422	2306	62157	63064	64952	65859	67329	68236

Jazz Box

Acoustic meeting booths

TECHNICAL INFO




For a peaceful zone at your noisy office environment, Jazz Box is perfect for individual work, short meetings or for taking breaks during the day.

Combine soft seating, table, monitor holder and other accessories to create a space adjusted to individual needs.

Materials

Fabric*

Audėjas Austea 
Gabriel Velito
Camira Synergy

Metal

Black (MA01)
White (MA03)




Band A MFC





Whitened Oak (PA06)
Amber Oak (PA07)
White (PA01)
Pearl Grey (PA02)





Band B MFC



Sand Ash (PA09)
Dark Walnut (PA10)
Grey Wood (PA08)
Cubanit Grey (PA04)

 Sustainable / natural

G1: Austea + Band A MFC *		G3: Velito Presto / Synergy + Band A MFC *							
G2: Austea + Band B MFC *		G4: Velito Presto / Synergy + Band B MFC *							
	CODE	DESCRIPTION	WIDTH	DEPTH	HEIGHT	G1 (£)	G2 (£)	G3 (£)	G4 (£)
	AGS182	Booth with table (W1200 x D650 x H663 mm) and black MDF feet	1810	2500	1420	5797	5828	7902	7933
	AGS183	Booth with table (W1200 x D650 x H663 mm), monitor holder, power socket, wires box and black MDF feet	1810	2500	1420	6116	6146	8210	8240
	AGS184	Booth with table (W1200 x D650 x H663 mm), monitor holder, power socket with USB fast charge, wires box and black MDF feet	1810	2500	1420	6714	6744	8808	8838

G1: Austea		G2: Velito/Velito Presto / Synergy							
	CODE	DESCRIPTION	WIDTH	DEPTH	HEIGHT	G1 (£)	G2 (£)		
	AGS180	Open booth with black MDF feet	1810	925	1420	2507	3474		
	AGS181	Booth with black MDF feet	1810	2500	1420	5583	7687		
	SGA1L0	L/H pouf with linking parts, black painted metal base	800	600	400	943	1025		
	SGA1R0	R/H pouf with linking parts, black painted metal base	800	600	400	943	1025		


	CODE	DESCRIPTION	WIDTH	DEPTH	HEIGHT	G1 (£)	G2 (£)
	SGA109/P1	L/H pouf with power socket and linking parts, black painted metal base	800	600	400	1102	1180
	SGA110/P1	R/H pouf with power socket and linking parts, black painted metal base	800	600	400	1102	1180
	SGA113/P1	L/H pouf with USB fast charge socket and linking parts, black painted metal base	800	600	400	1310	1397
	SGA114/P1	R/H pouf with USB fast charge socket and linking parts, black painted metal base	800	600	400	1310	1397
	G5E0004	Back cushion for pouf	800	200	300	210	303

	CODE	DESCRIPTION	WIDTH	DEPTH	HEIGHT	RSP (£)
	G2Z0035	Metal table for pouf	602	400	122	214
	G9A0164	Metal 'Do not disturb' accessory	118	44	121	80

Arcipelago Wood

Meeting booths

TECHNICAL INFO



Arcipelago Wood gives your employees a calm, focused 'room within a room' where they can conduct meetings, collaborate and reduce ambient noise to enhance focus.

A harmonious combination of oak veneered plywood and upholstered panels, Arcipelago Wood meeting booths transform workspaces with their use of natural elements and colours to create a positive effect on productivity and mood of employees.

Materials

- G1 Fabric***
Berta
- G2 Fabric***
Audėjas Austea ♻️
Gabriel Step/Step Melange
- G3 Fabric***
Gabriel Cyber ♻️
Camira Synergy
- Booth base & Tabletop**
Oak veneer (NA05)
- Legs**
Ash stained Light Grey (NB01)
- Metal**
Black (MA01)
- ♻️ Sustainable / natural

	CODE	DESCRIPTION	WIDTH	DEPTH	HEIGHT	SEAT	G1 (£)	G2 (£)	G3 (£)	G4 (£)	G5 (£)
	SHA407	4 seater meeting booth	2276	1480	1636	450	10355	10849	10849	11326	11326
	SHA406	4 seater meeting booth with table	2596	1480	1636	450	11485	11709	11709	11983	11983
	SHA405	4 seater meeting booth with table, monitor holder and cut-out for 80mm power module (order separately)	2596	1480	1636	450	12184	12408	12408	12682	12682

* Narbutas offer limited options from popular fabric ranges on their products - please see [Narbutas Fabrics List](#) for details

Seating

Task chairs

Meeting chairs

Conference chairs

Canteen chairs

Stools

Lounge chairs

Soft seating



Havana seating range

Monza

Task chairs + Executive chair

TECHNICAL INFO



The Monza task chair range from Formetiq features a distinctive angled backrest design complete with height adjustable lumbar support. The mesh back option is available in a black white or grey frame with matching fixed height armrests mounted to the backrest.

The upholstered back option is available in black and also includes a hidden height adjustable lumbar support with subtle adjustment handles.

Monza offers an automatic synchronised mechanism with 4 locking positions and side tension adjustment. This mechanism includes a sliding seat option for seat depth adjustment.

Bases are available in black (with black gas lift) or polished aluminium (with chrome gas lift).

Further configurations are available beyond what is listed here, please get in touch for details.

Huge choice
of fabrics
available!

Materials

G1 Fabric

Camira Citadel
Camira Era
Camira Gravity
Camira Phoenix
Camira Rivet ♻️
Camira Target
Camira Xtreme ♻️
Fidivi Bondai
Gabriel Chili ♻️
Gabriel Event
Gabriel Just ♻️
Gabriel Tonal ♻️

G2 Fabric

Camira Advantage
Camira Château
Camira Quest ♻️
Camira Replay ♻️
Camira Urban
Camira Vita
Camira X2 ♻️
Chieftain Just Colour
Gabriel Cyber ♻️
Gabriel Go Check
Gabriel Go Uni
Gabriel Step
Gabriel Step Melange

G3 Fabric

Camira Aspect
Camira Main Line Flax
Camira Main Line Plus
Camira Nexus
Camira Oceanic ♻️
Camira Sumi
Gabriel Crisp
Gabriel Fighter
Gabriel Medley

G4 Fabric

Camira Aquarius
Camira Blazer ♻️
Camira Hemp
Camira Regent
Camira Synergy
Camira Track
Gabriel Capture
Gabriel Contour Melange ♻️
Gabriel Europost 2
Gabriel Go Couture
Gabriel Rondo ♻️

Frame

Black
White*
Grey*

Mesh

Black

Base

Black nylon
Polished aluminium

♻️ Sustainable / natural



	Monza Mesh Black	Black frame, black mesh 3D armrests, black	Black frame, black mesh Fixed armrests, black	Black frame, black mesh 3D armrests, black Headrest
	Auto synchro mechanism Lumbar support Fixed seat 5-star base, black Soft floor castors	Auto synchro mechanism Lumbar support Fixed seat 5-star base, black Soft floor castors	Auto synchro mechanism Lumbar support Fixed seat 5-star base, black Soft floor castors	Auto synchro mechanism Lumbar support Fixed seat 5-star base, black Soft floor castors
CODE	ZMB	ZMB3	ZMBF	ZMB3H
G1 (£)	532	612	622	700
G2 (£)	540	620	630	708
G3 (£)	554	634	644	722
G4 (£)	568	648	658	736
Sliding seat (-S)	+66	+66	+66	+66
Polished base (-P)	+107	+107	+107	+107
Hard floor castors (-C)	+0	+0	+0	+0
WIDTH	Ø700	Ø700	Ø700	Ø700
DEPTH	-	-	-	-
HEIGHT	985-1105	985-1105	985-1105	1185-1305
SEAT HEIGHT	450-570	450-570	450-570	450-570

CODE EXAMPLES	[CHAIR]-[EXTRAS]-[FABRIC]
Era 'Allowance' fabric seat	ZMB3-CSE38
+ Sliding seat	ZMB3-S-CSE38
+ Polished base	ZMB3-P-CSE38
+ Polished base + Hard floor castors	ZMB3-PC-CSE38



	Monza Mesh White	White frame, black mesh 3D armrests, black	White frame, black mesh 3D armrests, black Headrest	White frame, black mesh Fixed armrests, white
	Auto synchro mechanism Lumbar support Fixed seat 5-star base, black Soft floor castors	Auto synchro mechanism Lumbar support Fixed seat 5-star base, black Soft floor castors	Auto synchro mechanism Lumbar support Fixed seat 5-star base, black Soft floor castors	Auto synchro mechanism Lumbar support Fixed seat 5-star base, black Soft floor castors
CODE	ZMW	ZMW3	ZMWF	
G1 (£)	560	640	665	
G2 (£)	568	648	673	
G3 (£)	582	662	687	
G4 (£)	596	676	701	
Sliding seat (-S)	+66	+66	+66	
Polished base (-P)	+107	+107	+107	
Hard floor castors (-C)	+0	+0	+0	
WIDTH	Ø700	Ø700	Ø700	
DEPTH	-	-	-	
HEIGHT	985-1105	985-1105	985-1105	
SEAT HEIGHT	450-570	450-570	450-570	

CODE EXAMPLES	[CHAIR]-[EXTRAS]-[FABRIC]
Era 'Allowance' fabric seat	ZMW3-CSE38
+ Sliding seat	ZMW3-S-CSE38
+ Polished base	ZMW3-P-CSE38
+ Sliding seat + Hard floor castors	ZMW3-SC-CSE38



	Monza Mesh Grey	Grey frame, grey mesh 3D armrests, black Auto synchro mechanism Lumbar support Fixed seat 5-star base, black Soft floor castors	Grey frame, grey mesh 3D armrests, black Auto synchro mechanism Lumbar support Fixed seat 5-star base, black Soft floor castors	Grey frame, grey mesh Fixed armrests, grey Auto synchro mechanism Lumbar support Fixed seat 5-star base, black Soft floor castors
CODE	ZMG	ZMG3	ZMGF	
G1 (£)	560	640	665	
G2 (£)	568	648	673	
G3 (£)	582	662	687	
G4 (£)	596	676	701	
Sliding seat (-S)	+66	+66	+66	
Polished base (-P)	+107	+107	+107	
Hard floor castors (-C)	+0	+0	+0	
WIDTH	Ø700	Ø700	Ø700	
DEPTH	-	-	-	
HEIGHT	985-1105	985-1105	985-1105	
SEAT HEIGHT	450-570	450-570	450-570	

CODE EXAMPLES	[CHAIR]-[EXTRAS]-[FABRIC]
Era 'Allowance' fabric seat	ZMG3-CSE38
+ Sliding seat	ZMG3-S-CSE38
+ Polished base	ZMG3-P-CSE38
+ Polished base + Hard floor castors	ZMG3-PC-CSE38



	Monza Upholstered	Black frame, upholstered Auto synchro mechanism Lumbar support Fixed seat 5-star base, black Soft floor castors	Black frame, upholstered 3D armrests, black Auto synchro mechanism Lumbar support Fixed seat 5-star base, black Soft floor castors	Black frame, upholstered Fixed armrests, black Auto synchro mechanism Lumbar support Fixed seat 5-star base, black Soft floor castors
CODE	ZUB	ZUB3	ZUBF	
G1 (£)	741	821	831	
G2 (£)	763	843	853	
G3 (£)	802	882	892	
G4 (£)	841	921	931	
Sliding seat (-S)	+66	+66	+66	
Polished base (-P)	+107	+107	+107	
Hard floor castors (-C)	+0	+0	+0	
WIDTH	Ø700	Ø700	Ø700	
DEPTH	-	-	-	
HEIGHT	985-1105	985-1105	985-1105	
SEAT HEIGHT	450-570	450-570	450-570	

CODE EXAMPLES	[CHAIR]-[EXTRAS]-[FABRIC]
Era 'Allowance' fabric	ZUB3-CSE38
+ Sliding seat	ZUB3-S-CSE38
+ Polished base	ZUB3-P-CSE38
+ Polished base + Hard floor castors	ZUB3-PC-CSE38



	Monza Executive	Black frame, upholstered Auto synchro mechanism Lumbar support Fixed seat 5-star base, black Soft floor castors	Black frame, upholstered 3D armrests, black Auto synchro mechanism Lumbar support Fixed seat 5-star base, black Soft floor castors	Black frame, upholstered Fixed armrests, black Auto synchro mechanism Lumbar support Fixed seat 5-star base, black Soft floor castors
CODE	ZEB	ZEB3	ZEBF	
G1 (£)	853	933	943	
G2 (£)	883	963	973	
G3 (£)	933	1013	1023	
G4 (£)	983	1063	1073	
Sliding seat (-S)	+66	+66	+66	
Polished base (-P)	+107	+107	+107	
Hard floor castors (-C)	+0	+0	+0	
WIDTH	Ø700	Ø700	Ø700	
DEPTH	-	-	-	
HEIGHT	1270-1390	1270-1390	1270-1390	
SEAT HEIGHT	450-570	450-570	450-570	

CODE EXAMPLES	[CHAIR]-[EXTRAS]-[FABRIC]
Era 'Allowance' fabric	ZEB3-CSE38
+ Sliding seat	ZEB3-S-CSE38
+ Polished base	ZEB3-P-CSE38
+ Polished base + Hard floor castors	ZEB3-PC-CSE38

Modena

Task chairs

TECHNICAL INFO



Our Modena mesh back task chair with its distinctive Y-shape backrest commands attention and is perfectly suited for any modern office environment.

You can fully customise Modena to create a comfortable experience tailored to any user with a choice of mesh or solid fabric backrest, fixed or sliding seat as well as adjustable headrest, choice of armrests and adjustable lumbar support.

The choice of frame colour, base finish and a host of fabric options allow you to finish this chair to match your personal style.

Can't see the configuration you're after? Please ask and we may be able to create it for you.

Modena task chairs are delivered pre-assembled, in some instances the seat may need sliding on to the gas lift and 5-star base.

Huge choice
of fabrics
available!

Materials

G1 Fabric

Camira Citadel
Camira Era
Camira Gravity
Camira Phoenix
Camira Rivet ♻️
Camira Target
Camira Xtreme ♻️
Fidivi Bondai
Gabriel Chili ♻️
Gabriel Event
Gabriel Just ♻️
Gabriel Tonal ♻️

G2 Fabric

Camira Advantage
Camira Château
Camira Quest ♻️
Camira Replay ♻️
Camira Urban
Camira Vita
Camira X2 ♻️
Chieftain Just Colour
Gabriel Cyber ♻️
Gabriel Go Check
Gabriel Go Uni
Gabriel Step
Gabriel Step Melange

G3 Fabric

Camira Aspect
Camira Main Line Flax
Camira Main Line Plus
Camira Nexus
Camira Oceanic ♻️
Camira Sumi
Gabriel Crisp
Gabriel Fighter
Gabriel Medley

G4 Fabric

Camira Aquarius
Camira Blazer ♻️
Camira Hemp
Camira Regent
Camira Synergy
Camira Track
Gabriel Capture
Gabriel Contour Melange ♻️
Gabriel Europost 2
Gabriel Go Couture
Gabriel Rondo ♻️

Frame

Black
White

Mesh

Black

Base

Black nylon
White nylon
Polished aluminium

♻️ Sustainable / natural



	Modena Mesh Black	Black frame, black mesh HA armrests, black	Black frame, black mesh 4D armrests, black	Black frame, black mesh 4D armrests, black Headrest
		Synchro mechanism Lumbar support Fixed seat 5-star base, black Soft floor castors	Synchro mechanism Lumbar support Fixed seat 5-star base, black Soft floor castors	Synchro mechanism Lumbar support Fixed seat 5-star base, black Soft floor castors
CODE	DMB	DMB1	DMB4	DMB4H
G1 (£)	614	690	714	824
G2 (£)	622	698	722	832
G3 (£)	636	712	736	846
G4 (£)	650	726	750	860
Sliding seat (-S)	+37	+37	+37	+37
Polished base (-P)	+62	+62	+62	+62
Hard floor castors (-C)	+0	+0	+0	+0
WIDTH	Ø700	Ø700	Ø700	Ø700
DEPTH	-	-	-	-
HEIGHT	1030-1155	1030-1155	1030-1155	1230-1355
SEAT HEIGHT	465-590	465-590	465-590	465-590

CODE EXAMPLES	[CHAIR]-[EXTRAS]-[FABRIC]
Era 'Allowance' fabric seat	DMB4-CSE38
+ Sliding seat	DMB4-S-CSE38
+ Polished base	DMB4-P-CSE38
+ Polished base + Hard floor castors	DMB4-PC-CSE38



	Modena Mesh White	White frame, black mesh HA armrests, white	White frame, black mesh 4D armrests, white	White frame, black mesh 4D armrests, white Headrest
		Synchro mechanism Lumbar support Fixed seat 5-star base, white Soft floor castors	Synchro mechanism Lumbar support Fixed seat 5-star base, white Soft floor castors	Synchro mechanism Lumbar support Fixed seat 5-star base, white Soft floor castors
CODE	DMW	DMW1	DMW4	DMW4H
G1 (£)	635	779	747	868
G2 (£)	643	787	755	876
G3 (£)	657	801	769	890
G4 (£)	671	815	783	904
Sliding seat (-S)	+37	+37	+37	+37
Polished base (-P)	+62	+62	+62	+62
Hard floor castors (-C)	+0	+0	+0	+0
WIDTH	Ø700	Ø700	Ø700	Ø700
DEPTH	-	-	-	-
HEIGHT	1030-1155	1030-1155	1030-1155	1230-1355
SEAT HEIGHT	465-590	465-590	465-590	465-590

CODE EXAMPLES	[CHAIR]-[EXTRAS]-[FABRIC]
Era 'Allowance' fabric seat	DMW4-CSE38
+ Sliding seat	DMW4-S-CSE38
+ Polished base	DMW4-P-CSE38
+ Polished base + Hard floor castors	DMW4-PC-CSE38



	Modena Upholstered Black	Black frame, upholstered HA armrests, black	Black frame, upholstered 4D armrests, black	Black frame, upholstered 4D armrests, black Headrest
	Synchro mechanism Fixed seat 5-star base, black Soft floor castors	Synchro mechanism Fixed seat 5-star base, black Soft floor castors	Synchro mechanism Fixed seat 5-star base, black Soft floor castors	Synchro mechanism Fixed seat 5-star base, black Soft floor castors
CODE	DUB	DUB1	DUB4	DUB4H
G1 (£)	544	620	644	754
G2 (£)	564	640	664	774
G3 (£)	599	675	699	809
G4 (£)	634	710	734	844
Sliding seat (-S)	+37	+37	+37	+37
Polished base (-P)	+62	+62	+62	+62
Hard floor castors (-C)	+0	+0	+0	+0
WIDTH	Ø700	Ø700	Ø700	Ø700
DEPTH	-	-	-	-
HEIGHT	1030-1155	1030-1155	1030-1155	1230-1355
SEAT HEIGHT	465-590	465-590	465-590	465-590

CODE EXAMPLES	[CHAIR]-[EXTRAS]-[FABRIC]
Era 'Allowance' fabric seat	DUB4-CSE38
+ Sliding seat	DUB4-S-CSE38
+ Polished base	DUB4-P-CSE38
+ Polished base + Hard floor castors	DUB4-PC-CSE38



	Modena Upholstered White	White frame, upholstered HA armrests, white	White frame, upholstered 4D armrests, white	White frame, upholstered 4D armrests, white Headrest
	Synchro mechanism Fixed seat 5-star base, white Soft floor castors	Synchro mechanism Fixed seat 5-star base, white Soft floor castors	Synchro mechanism Fixed seat 5-star base, white Soft floor castors	Synchro mechanism Fixed seat 5-star base, white Soft floor castors
CODE	DUW	DUW1	DUW4	DUW4H
G1 (£)	568	712	680	801
G2 (£)	588	732	700	821
G3 (£)	623	767	735	856
G4 (£)	658	802	770	891
Sliding seat (-S)	+37	+37	+37	+37
Polished base (-P)	+62	+62	+62	+62
Hard floor castors (-C)	+0	+0	+0	+0
WIDTH	Ø700	Ø700	Ø700	Ø700
DEPTH	-	-	-	-
HEIGHT	1030-1155	1030-1155	1030-1155	1230-1355
SEAT HEIGHT	465-590	465-590	465-590	465-590

CODE EXAMPLES	[CHAIR]-[EXTRAS]-[FABRIC]
Era 'Allowance' fabric seat	DUW4-CSE38
+ Sliding seat	DUW4-S-CSE38
+ Polished base	DUW4-P-CSE38
+ Polished base + Hard floor castors	DUW4-PC-CSE38

Verona

Mesh back task chair



Our comfortable Verona task chair with rounded backrest adds a soft aesthetic to any workspace.

The sliding seat option and a choice of armrests offer additional adaptability. Frames are available in white or black with a large choice of seat fabric options.

Can't see the configuration you're after? Please ask and we may be able to create it for you.

TECHNICAL INFO



Verona task chairs are delivered pre-assembled, in some instances the seat may need sliding on to the gas lift and 5-star base.

Huge choice
of fabrics
available!

Materials

G1 Fabric

Camira Citadel
Camira Era
Camira Gravity
Camira Phoenix
Camira Rivet ♻️
Camira Target
Camira Xtreme ♻️
Fidivi Bondai
Gabriel Chili ♻️
Gabriel Event
Gabriel Just ♻️
Gabriel Tonal ♻️

G2 Fabric

Camira Advantage
Camira Château
Camira Quest ♻️
Camira Replay ♻️
Camira Urban
Camira Vita
Camira X2 ♻️
Chieftain Just Colour
Gabriel Cyber ♻️
Gabriel Go Check
Gabriel Go Uni
Gabriel Step
Gabriel Step Melange

G3 Fabric

Camira Aspect
Camira Main Line Flax
Camira Main Line Plus
Camira Nexus
Camira Oceanic ♻️
Camira Sumi
Gabriel Crisp
Gabriel Fighter
Gabriel Medley

G4 Fabric

Camira Aquarius
Camira Blazer ♻️
Camira Hemp
Camira Regent
Camira Synergy
Camira Track
Gabriel Capture
Gabriel Contour Melange ♻️
Gabriel Europost 2
Gabriel Go Couture
Gabriel Rondo ♻️

Frame

Black
White

Mesh

Black

Base

Black nylon
Polished aluminium

♻️ Sustainable / natural



	Verona Black	Black frame, black mesh HA armrests, black Synchro mechanism Lumbar support Fixed seat 5-star base, black Soft floor castors	Black frame, black mesh HA armrests, black Synchro mechanism Lumbar support Fixed seat 5-star base, black Soft floor castors
CODE	RMB	RMB1	
G1 (£)	391	466	
G2 (£)	399	474	
G3 (£)	413	488	
G4 (£)	427	502	
Sliding seat (-S)	+25	+25	
Polished base (-P)	+36	+36	
Hard floor castors (-C)	+0	+0	
WIDTH	Ø640	Ø640	
DEPTH	-	-	
HEIGHT	1000-1100	1000-1100	
SEAT HEIGHT	450-580	450-580	

CODE EXAMPLES	[CHAIR]-[EXTRAS]-[FABRIC]
Era 'Allowance' fabric seat	RMB1-CSE38
+ Sliding seat	RMB1-S-CSE38
+ Polished base	RMB1-P-CSE38
+ Polished base + Hard floor castors	RMB1-PC-CSE38



	Verona White	White frame, black mesh HA armrests, white Synchro mechanism Lumbar support Fixed seat 5-star base, black Soft floor castors	White frame, black mesh HA armrests, white Synchro mechanism Lumbar support Fixed seat 5-star base, black Soft floor castors
CODE	RMW	RMW1	
G1 (£)	417	492	
G2 (£)	425	500	
G3 (£)	439	514	
G4 (£)	453	528	
Sliding seat (-S)	+25	+25	
Polished base (-P)	+36	+36	
Hard floor castors (-C)	+0	+0	
WIDTH	Ø640	Ø640	
DEPTH	-	-	
HEIGHT	1000-1100	1000-1100	
SEAT HEIGHT	450-580	450-580	

Veneto

Task chair + Executive chair

TECHNICAL INFO



The Veneto task chair gives strength, comfort, style and performance at a value price. The executive chair features a synchronised mechanism, sliding black fabric seat and adjustable headrest. Both chairs offer an adjustable lumbar support and adjustable armrests.

Better still, Veneto task chairs are held in stock and available for express delivery - within 3-5 working days.

Veneto task chairs are delivered pre-assembled, in some instances the seat may need sliding on to the gas lift and 5-star base.

Huge choice
of fabrics
available!

Materials

G1 Fabric

Camira Citadel
Camira Era
Camira Gravity
Camira Phoenix
Camira Rivet ♻️
Camira Target
Camira Xtreme ♻️
Fidivi Bondai
Gabriel Chili ♻️
Gabriel Event
Gabriel Just ♻️
Gabriel Tonal ♻️

G2 Fabric

Camira Advantage
Camira Château
Camira Quest ♻️
Camira Replay ♻️
Camira Urban
Camira Vita
Camira X2 ♻️
Chieftain Just Colour
Gabriel Cyber ♻️
Gabriel Go Check
Gabriel Go Uni
Gabriel Step
Gabriel Step Melange

G3 Fabric

Camira Aspect
Camira Main Line Flax
Camira Main Line Plus
Camira Nexus
Camira Oceanic ♻️
Camira Sumi
Gabriel Crisp
Gabriel Fighter
Gabriel Medley

G4 Fabric

Camira Aquarius
Camira Blazer ♻️
Camira Hemp
Camira Regent
Camira Synergy
Camira Track
Gabriel Capture
Gabriel Contour Melange ♻️
Gabriel Europost 2
Gabriel Go Couture
Gabriel Rondo ♻️

Frame & Mesh

Black

Base

Black nylon
Polished aluminium



	Veneto	Black frame, black mesh Self balance mechanism Lumbar support Fixed seat 5-star base, black Soft floor castors	Black frame, black mesh HA armrests, black Self balance mechanism Lumbar support Fixed seat 5-star base, black Soft floor castors
CODE	NMB	NMB1	
G0 (Black Fabric Seat)	394	437	
G1 (£)	474	517	
G2 (£)	484	527	
G3 (£)	504	547	
G4 (£)	519	562	
Polished base (-P)	+39	+39	
Hard floor castors (-C)	+0	+0	
WIDTH	Ø650	Ø650	
DEPTH	-	-	
HEIGHT	980-1080	980-1080	
SEAT HEIGHT	455-550	455-550	

CODE EXAMPLES	[CHAIR]-[EXTRAS]-[FABRIC]
Era 'Allowance' fabric seat	NMB1-CSE38
Group 0 (Black) fabric seat	NMB1-G0
+ Polished base	NMB1-G0-P
+ Polished base + Hard floor castors	NMB1-G0-PC



	Veneto Executive	Black frame, black mesh Synchro mechanism Lumbar support Sliding seat 5-star base, black Soft floor castors	Black frame, black mesh HA armrests, black Synchro mechanism Lumbar support Sliding seat 5-star base, black Soft floor castors	Black frame, black mesh HA armrests, black HA headrest Synchro mechanism Lumbar support Sliding seat 5-star base, black Soft floor castors
CODE	NEB	NEB1	NEB1H	
G0 (Black Fabric Seat)	457	500	531	
G1 (£)	537	580	611	
G2 (£)	547	590	621	
G3 (£)	567	610	641	
G4 (£)	582	625	656	
Polished base (-P)	+39	+39	+39	
Hard floor castors (-C)	+0	+0	+0	
WIDTH	Ø650	Ø650	Ø650	
DEPTH	-	-	-	
HEIGHT	1170-1340	1170-1340	1170-1340	
SEAT HEIGHT	465-560	465-560	465-560	


CODE EXAMPLES	[CHAIR]-[EXTRAS]-[FABRIC]
Era 'Allowance' fabric seat	NEB1-CSE38
Group 0 (Black) fabric seat	NEB1-G0
+ Polished base	NEB1-G0-P
+ Polished base + Hard floor castors	NEB1-G0-PC

Havana

NEW

Meeting chairs + Stools + Lounge chairs

TECHNICAL INFO



The Havana collection of lightweight seating features a modern and essential style. The ample and comfortable shell is available as a chair or tub armchair in seven vibrant colours.

Metal chair bases come in black, white or polished. Alternatively choose a wooden leg base in beech. Armchairs offer a wide choice of base options: coloured legs which can be mixed or matched with the shell, pyramid base with glides or castors in black or white, swivel base and 5-star base in 3 finishes, or the popular wooden leg base to match the chairs.

For additional comfort you can add a seat pad, upholstered by our in-house team in a fabric of your choice. All Havana seating is delivered pre-assembled.


Materials

Plastic shell / legs*

White (W)
Dark Grey (D)
Sage Green (G)
Brick Red (R)
Blue (L)
Mustard Yellow (Y)
Black (B)

Base

White (W)
Black (B)
Polished (P)
Beech (T) - 4 leg chair only



G1 Fabric

Camira Citadel
Camira Era
Camira Gravity
Camira Phoenix
Camira Rivet
Camira Target
Camira Xtreme
Fidivi Bondai
Gabriel Chili
Gabriel Event
Gabriel Just
Gabriel Tonal

G2 Fabric

Camira Advantage
Camira Château
Camira Quest
Camira Replay
Camira Urban
Camira Vita
Camira X2
Chieftain Just Colour
Gabriel Cyber
Gabriel Go Check
Gabriel Go Uni
Gabriel Step
Gabriel Step Melange

G3 Fabric

Camira Aspect
Camira Main Line Flax
Camira Main Line Plus
Camira Nexus
Camira Oceanic
Camira Sumi
Gabriel Crisp
Gabriel Fighter
Gabriel Medley

G4 Fabric

Camira Aquarius
Camira Blazer
Camira Hemp
Camira Regent
Camira Synergy
Camira Track
Gabriel Capture
Gabriel Contour Melange
Gabriel Europost 2
Gabriel Go Couture
Gabriel Rondo

Sustainable / natural

* Plastic colours are different to Palermo and Seattle

We can supply Havana seat pads in almost any fabric from the Camira and Gabriel ranges - just ask!



Havana Chair	Shell in 7 colours 4-leg base, black	Shell in 7 colours 4-leg base, black Upholstered seat pad	Shell in 7 colours 4-leg base, white	Shell in 7 colours 4-leg base, white Upholstered seat pad
CODE	ACPAB	ACUAB	ACPAW	ACUAW
G1 (£)	206	295	206	295
G2 (£)	-	302	-	302
G3 (£)	-	312	-	312
G4 (£)	-	322	-	322
WIDTH	564	564	564	564
DEPTH	517	517	517	517
HEIGHT	795	795	795	795
SEAT HEIGHT	450	450	450	450



Havana Chair	Shell in 7 colours 4-leg base, polished	Shell in 7 colours 4-leg base, polished Upholstered seat pad	Shell in 7 colours Wooden 4-leg base	Shell in 7 colours Wooden 4-leg base Upholstered seat pad
CODE	ACPAP	ACUAP	ACPWT	ACUWT
G1 (£)	204	295	399	488
G2 (£)	-	302	-	495
G3 (£)	-	312	-	505
G4 (£)	-	322	-	515
WIDTH	564	564	497	497
DEPTH	517	517	514	514
HEIGHT	795	795	792	792
SEAT HEIGHT	450	450	450	450



Havana Chair	Shell in 7 colours Sled base, black	Shell in 7 colours Sled base, black Upholstered seat pad	Shell in 7 colours Sled base, white	Shell in 7 colours Sled base, white Upholstered seat pad
CODE	ACPLB	ACULB	ACPLW	ACULW
G1 (£)	236	325	236	325
G2 (£)	-	332	-	332
G3 (£)	-	342	-	342
G4 (£)	-	352	-	352
WIDTH	552	552	552	552
DEPTH	511	511	511	511
HEIGHT	795	795	795	795
SEAT HEIGHT	450	450	450	450



Havana Chair	Shell in 7 colours Sled base, polished	Shell in 7 colours Sled base, polished Upholstered seat pad
CODE	ACPLP	ACULP
G1 (£)	231	320
G2 (£)	-	327
G3 (£)	-	337
G4 (£)	-	347
WIDTH	552	552
DEPTH	511	511
HEIGHT	795	795
SEAT HEIGHT	450	450

CODE EXAMPLES	[CHAIR]-[SHELL]-[FABRIC]
Blue (L) Shell	ACPLP-L
+ Era 'Allowance' fabric seat	ACULP-L-CSE38



Havana Chair	Shell in 7 colours 4-leg stool base, black	Shell in 7 colours 4-leg stool base, black Upholstered seat pad	Shell in 7 colours 4-leg stool base, white	Shell in 7 colours 4-leg stool base, white Upholstered seat pad
CODE	ASPAB	ASUAB	ASPAW	ASUAW
G1 (£)	314	403	314	403
G2 (£)	-	410	-	410
G3 (£)	-	420	-	420
G4 (£)	-	430	-	430
WIDTH	572	572	572	572
DEPTH	520	520	520	520
HEIGHT	1090	1090	1090	1090
SEAT HEIGHT	750	750	750	750



CODE EXAMPLES [CHAIR]-[SHELL]-[FABRIC]
 Blue (L) Shell **ASPAP-L**
 + Era 'Allowance' fabric seat **ASUAP-L-CSE38**

Havana Chair	Shell in 7 colours 4-leg stool base, polished	Shell in 7 colours 4-leg stool base, polished Upholstered seat pad
CODE	ASPAP	ASUAP
G1 (£)	298	387
G2 (£)	-	394
G3 (£)	-	404
G4 (£)	-	414
WIDTH	572	572
DEPTH	520	520
HEIGHT	1090	1090
SEAT HEIGHT	750	750



Havana Chair	Shell in 7 colours Sled stool base, black	Shell in 7 colours Sled stool base, black upholstered seat pad	Shell in 7 colours Sled stool base, white	Shell in 7 colours Sled stool base, white Upholstered seat pad
CODE	ASPLB	ASULB	ASPLW	ASULW
G1 (£)	309	398	309	398
G2 (£)	-	405	-	405
G3 (£)	-	415	-	415
G4 (£)	-	425	-	425
WIDTH	553	553	553	553
DEPTH	523	523	523	523
HEIGHT	1090	1090	1090	1090
SEAT HEIGHT	750	750	750	750



Havana Chair	Shell in 7 colours Sled stool base, polished	Shell in 7 colours Sled stool base, polished Upholstered seat pad
CODE	ASPLP	ASULP
G1 (£)	290	382
G2 (£)	-	389
G3 (£)	-	399
G4 (£)	-	409
WIDTH	553	553
DEPTH	523	523
HEIGHT	1090	1090
SEAT HEIGHT	750	750



Havana Armchair	Shell in 7 colours 4-leg base in 7 colours	Shell in 7 colours 4-leg base in 7 colours Upholstered seat pad
CODE	AAPA	AAUA
G1 (£)	233	315
G2 (£)	-	322
G3 (£)	-	332
G4 (£)	-	342
WIDTH	595	595
DEPTH	510	510
HEIGHT	803	803
SEAT HEIGHT	450	470

4-LEG BASE CODE EXAMPLES	[CHAIR]-[BASE][SHELL]-[FABRIC]
Blue (L) base / Blue (L) shell	AAPA-LL
+ Era 'Allowance' fabric seat	AAUA-LL-CSE38



Havana Armchair	Shell in 7 colours Wooden 4-leg base	Shell in 7 colours Wooden 4-leg base Upholstered seat pad
CODE	AAPWT	AAUWT
G1 (£)	449	530
G2 (£)	-	537
G3 (£)	-	547
G4 (£)	-	557
WIDTH	595	595
DEPTH	510	510
HEIGHT	803	803
SEAT HEIGHT	450	470

CODE EXAMPLES	[CHAIR]-[SHELL]-[FABRIC]
Blue (L) Shell	AAPWT-L
+ Era 'Allowance' fabric seat	AAUWT-L-CSE38



Havana Armchair	Shell in 7 colours Pyramid base, black	Shell in 7 colours Pyramid base, black Upholstered seat pad	Shell in 7 colours Pyramid base, white	Shell in 7 colours Pyramid base, white Upholstered seat pad
CODE	AAPBB	AAUBB	AAPBW	AAUBW
G1 (£)	326	407	326	407
G2 (£)	-	414	-	414
G3 (£)	-	424	-	424
G4 (£)	-	434	-	434
WIDTH	596	596	596	596
DEPTH	540	540	540	540
HEIGHT	820	820	820	820
SEAT HEIGHT	500	520	500	520



Havana Armchair	Shell in 7 colours Pyramid with castors, black	Shell in 7 colours Pyramid with castors, black Upholstered seat pad	Shell in 7 colours Pyramid with castors, white	Shell in 7 colours Pyramid with castors, white Upholstered seat pad
CODE	AAPDB	AAUDB	AAPDW	AAUDW
G1 (£)	348	429	348	429
G2 (£)	-	436	-	436
G3 (£)	-	446	-	446
G4 (£)	-	456	-	456
Hard floor castors (-C)	+0	+0	+0	+0
WIDTH	596	596	596	596
DEPTH	540	540	540	540
HEIGHT	820	820	820	820
SEAT HEIGHT	500	520	500	520



Havana Armchair	Shell in 7 colours 5-star base, black	Shell in 7 colours 5-star base, black Upholstered seat pad	Shell in 7 colours 5-star base, white	Shell in 7 colours 5-star base, white Upholstered seat pad
CODE	AAPSB	AAUSB	AAPSW	AAUSW
G1 (£)	321	402	321	402
G2 (£)	-	409	-	409
G3 (£)	-	419	-	419
G4 (£)	-	429	-	429
Hard floor castors (-C)	+0	+0	+0	+0
WIDTH	Ø700	Ø700	Ø700	Ø700
DEPTH	-	-	-	-
HEIGHT	760-890	760-890	760-890	760-890
SEAT HEIGHT	400-530	420-550	400-530	420-550



Havana Armchair	Shell in 7 colours Swivel base, black	Shell in 7 colours Swivel base, black Upholstered seat pad	Shell in 7 colours Swivel base, white	Shell in 7 colours Swivel base, white Upholstered seat pad
CODE	AAPEB	AAUEB	AAPEW	AAUEW
G1 (£)	409	490	409	490
G2 (£)	-	497	-	497
G3 (£)	-	507	-	507
G4 (£)	-	517	-	517
WIDTH	596	596	596	596
DEPTH	516	516	516	516
HEIGHT	725-855	725-855	725-855	725-855
SEAT HEIGHT	370-500	390-520	370-500	390-520



Havana Armchair	Shell in 7 colours 5-star base, polished	Shell in 7 colours 5-star base, polished Upholstered seat pad
CODE	AAPSP	AAUSP
G1 (£)	380	462
G2 (£)	-	469
G3 (£)	-	479
G4 (£)	-	489
Hard floor castors (-C)	+0	+0
WIDTH	Ø700	Ø700
DEPTH	-	-
HEIGHT	760-890	760-890
SEAT HEIGHT	400-530	420-550



Havana Armchair	Shell in 7 colours Swivel base, polished	Shell in 7 colours Swivel base, polished Upholstered seat pad
CODE	AAPEP	AAUEP
G1 (£)	409	490
G2 (£)	-	497
G3 (£)	-	507
G4 (£)	-	517
WIDTH	596	596
DEPTH	516	516
HEIGHT	725-855	725-855
SEAT HEIGHT	370-500	390-520

CODE EXAMPLES	[CHAIR]-[SHELL]-[EXTRAS]-[FABRIC]
Green (G) plastic shell	AAUSP-G
+ Era 'Allowance' fabric seat	AAUSP-G-CSE38
+ Hard floor castors	AAUSP-G-C-CSE38


CODE EXAMPLES	[CHAIR]-[SHELL]-[FABRIC]
Blue (L) plastic shell	AAPEP-L
+ Era 'Allowance' fabric seat	AAPEP-L-CSE38

Havana

NEW

Fully upholstered lounge chairs

TECHNICAL INFO



Huge choice
of fabrics
available!

Havana upholstered armchairs offer additional comfort and style options to our popular tub shell.

Choose from a wide range of fabric options, including contrasting seat pad fabric at no extra cost.




Armchairs offer a wide choice of base options: coloured legs in 7 different colours, pyramid base with glides or castors in black or white, swivel base and 5-star base in 3 finishes, or the popular wooden leg base to match the chairs. All Havana seating is delivered pre-assembled.

Materials

G1 Fabric

Camira Era
Camira Rivet 
Camira Xtreme 
Gabriel Chili 
Gabriel Event
Gabriel Just 
Gabriel Tonal 

G2 Fabric


Camira Advantage
Camira Quest 
Camira Vita
Camira X2 
Chieftain Just Colour
Gabriel Cyber 
Gabriel Step
Gabriel Step Melange

G3 Fabric

Camira Aspect
Camira Main Line Flax
Camira Oceanic 
Camira Sumi
Gabriel Crisp
Gabriel Fighter
Gabriel Medley

G4 Fabric

Camira Blazer 
Camira Regent
Camira Synergy
Gabriel Capture
Gabriel Contour Melange 
Gabrel Europost 2

 Sustainable / natural

Base

White (W)
Black (B)
Polished (P)
Beech - 4 leg chair only

Plastic legs*

White (W)
Dark Grey (D)
Sage Green (G)
Brick Red (R)
Blue (L)
Mustard Yellow (Y)
Black (B)

* Plastic colours are different to Palermo and Seattle



Havana Upholstered	4-leg base in 7 colours	Wooden 4-leg base
CODE	AAFA	AAFWT
G1 (£)	628	844
G2 (£)	653	869
G3 (£)	695	911
G4 (£)	737	953
WIDTH	611	611
DEPTH	516	516
HEIGHT	817	817
SEAT HEIGHT	470	470

4-LEG BASE CODE EXAMPLES	[CHAIR]-[LEG]-[FABRIC]
Plastic + Era 'Allowance' fabric	AAFA-D-CSE38
Wooden + Era 'Allowance' fabric	AAFWT-CSE38



Havana Upholstered	Pyramid base, black	Pyramid base, white	Pyramid with castors, black	Pyramid with castors, white
CODE	AAFBB	AAFBW	AAFDB	AAFDW
G1 (£)	721	721	743	743
G2 (£)	746	746	768	768
G3 (£)	788	788	810	810
G4 (£)	830	830	852	852
Hard floor castors (-C)	N/A	N/A	0	0
WIDTH	611	611	611	611
DEPTH	540	540	540	540
HEIGHT	820	820	820	820
SEAT HEIGHT	520	520	520	520



Havana Upholstered	5-star base, black	5-star base, white	5-star base, polished
CODE	AAFSB	AAFSW	AAFSP
G1 (£)	716	716	776
G2 (£)	741	741	801
G3 (£)	783	783	843
G4 (£)	825	825	885
Hard floor castors (-C)	+0	+0	+0
WIDTH	Ø700	Ø700	Ø700
DEPTH	-	-	-
HEIGHT	775-905	775-905	775-905
SEAT HEIGHT	420-550	420-550	420-550

CODE EXAMPLES	[CHAIR]-[EXTRAS]-[FABRIC]
Era 'Allowance' fabric	AAFSB-CSE38
+ Hard floor castors	AAFSB-C-CSE38



Havana Upholstered	Swivel base, black	Swivel base, white	Swivel base, polished
CODE	AAFEB	AAFEW	AAFEF
G1 (£)	804	804	804
G2 (£)	829	829	829
G3 (£)	871	871	871
G4 (£)	913	913	913
WIDTH	611	611	611
DEPTH	516	516	516
HEIGHT	725-855	725-855	725-855
SEAT HEIGHT	390-520	390-520	390-520

Madrid

Meeting chairs



Madrid offers simple modern style, comfort and reliability.

Choose from a solid supportive fabric backrest or mesh backrest offering flexibility and breathability. Stackable up to 4 chairs high, both the 4-leg or cantilever base options are available in black or chrome.

Madrid also offers a simple operator chair on a 5-star base with castors or 4-star swivel base.

TECHNICAL INFO



Madrid chairs are delivered pre-assembled, in some instances the seat may need sliding on to the gas lift and base.

Huge choice
of fabrics
available!

Materials

G1 Fabric

Camira Citadel
Camira Era
Camira Gravity
Camira Phoenix
Camira Rivet
Camira Target
Camira Xtreme
Fidivi Bondai
Gabriel Chili
Gabriel Event
Gabriel Just
Gabriel Tonal

G2 Fabric

Camira Advantage
Camira Château
Camira Quest
Camira Replay
Camira Urban
Camira Vita
Camira X2
Chieftain Just Colour
Gabriel Cyber
Gabriel Go Check
Gabriel Go Uni
Gabriel Step
Gabriel Step Melange

G3 Fabric

Camira Aspect
Camira Main Line Flax
Camira Main Line Plus
Camira Nexus
Camira Oceanic
Camira Sumi
Gabriel Crisp
Gabriel Fighter
Gabriel Medley

G4 Fabric

Camira Aquarius
Camira Blazer
Camira Hemp
Camira Regent
Camira Synergy
Camira Track
Gabriel Capture
Gabriel Contour Melange
Gabriel Europost 2
Gabriel Go Couture
Gabriel Rondo

Frame

Black
White

Mesh

Black

Base

Black
White
Aluminium

Sustainable / natural



Madrid Mesh 4-leg base	Black frame, black mesh 4-leg base, black	Black frame, black mesh 4-leg base, polished	White frame, black mesh 4-leg base, polished
CODE	MMABB	MMAPB	MMAPW
G1 (£)	465	465	495
G2 (£)	472	472	502
G3 (£)	482	482	512
G4 (£)	492	492	522
WIDTH	589	589	589
DEPTH	543	543	543
HEIGHT	902	902	902
SEAT HEIGHT	463	463	463

CODE EXAMPLES	[CHAIR]-[EXTRAS]-[FABRIC]
Era 'Allowance' fabric	MMSBB-CSE38
+ Hard floor castors	MMSBB-C-CSE38



Madrid Mesh Cantilever base	Black frame, black mesh Cantilever base, black	Black frame, black mesh Cantilever base, polished	White frame, black mesh Cantilever base, polished
CODE	MMCBB	MMCPB	MMCPW
G1 (£)	465	465	495
G2 (£)	472	472	502
G3 (£)	482	482	512
G4 (£)	492	492	522
WIDTH	589	589	589
DEPTH	547	547	547
HEIGHT	901	901	901
SEAT HEIGHT	462	462	462



Madrid Mesh Swivel base	Black frame, black mesh Swivel base, black	Black frame, black mesh Swivel base, polished	White frame, black mesh Swivel base, white	White frame, black mesh Swivel base, polished
CODE	MMEBB	MMEPB	MMEWW	MMEPW
G1 (£)	614	607	641	634
G2 (£)	621	614	648	641
G3 (£)	631	624	658	651
G4 (£)	641	634	668	661
WIDTH	595	595	595	595
DEPTH	590	590	590	590
HEIGHT	879-990	879-990	879-990	879-990
SEAT HEIGHT	480-600	480-600	480-600	480-600



Madrid Mesh 5-star base	Black frame, black mesh 5-star base, black	Black frame, black mesh 5-star base, polished	White frame, black mesh 5-star base, white	White frame, black mesh 5-star base, polished
CODE	MMSBB	MMSPB	MMSWW	MMSPW
G1 (£)	519	578	556	609
G2 (£)	526	585	563	616
G3 (£)	536	595	573	626
G4 (£)	546	605	583	636
Hard floor castors (-C)	+0	+0	+0	+0
WIDTH	Ø700	Ø700	Ø700	Ø700
DEPTH	-	-	-	-
HEIGHT	840-960	840-960	840-960	840-960
SEAT HEIGHT	450-570	450-570	450-570	450-570



Madrid Upholstered 4-leg base	Black frame, upholstered 4-leg base, black	Black frame, upholstered 4-leg base, polished	White frame, upholstered 4-leg base, polished
CODE	MUABB	MUAPB	MUAPW
G1 (£)	503	503	523
G2 (£)	516	516	536
G3 (£)	537	537	557
G4 (£)	557	557	577
WIDTH	589	589	589
DEPTH	543	543	543
HEIGHT	902	902	902
SEAT HEIGHT	463	463	463

CODE EXAMPLES	[CHAIR]-[EXTRAS]-[FABRIC]
Era 'Allowance' fabric	MUSBB-CSE38
+ Hard floor castors	MUSBB-C-CSE38



Madrid Upholstered Cantilever base	Black frame, upholstered Cantilever base, black	Black frame, upholstered Cantilever base, polished	White frame, upholstered Cantilever base, polished
CODE	MUCBB	MUCPB	MUCPW
G1 (£)	503	503	523
G2 (£)	516	516	536
G3 (£)	537	537	557
G4 (£)	557	557	577
WIDTH	589	589	589
DEPTH	547	547	547
HEIGHT	901	901	901
SEAT HEIGHT	462	462	462



Madrid Upholstered Swivel base	Black frame, upholstered Swivel base, black	Black frame, upholstered Swivel base, polished	White frame, upholstered Swivel base, white	White frame, upholstered Swivel base, polished
CODE	MUEBB	MUEPB	MUEWW	MUEPW
G1 (£)	651	644	668	661
G2 (£)	664	657	681	674
G3 (£)	685	678	702	695
G4 (£)	705	698	722	715
WIDTH	595	595	595	595
DEPTH	570	570	570	570
HEIGHT	879-990	879-990	879-990	879-990
SEAT HEIGHT	480-600	480-600	480-600	480-600



Madrid Upholstered 5-star base	Black frame, upholstered 5-star base, black	Black frame, upholstered 5-star base, polished	White frame, upholstered 5-star base, white	White frame, upholstered 5-star base, polished
CODE	MUSBB	MUSPB	MUSWW	MUSPW
G1 (£)	556	616	583	636
G2 (£)	569	629	596	649
G3 (£)	590	650	617	670
G4 (£)	610	670	637	690
Hard floor castors (-C)	+0	+0	+0	+0
WIDTH	Ø700	Ø700	Ø700	Ø700
DEPTH	-	-	-	-
HEIGHT	840-960	840-960	840-960	840-960
SEAT HEIGHT	450-570	450-570	450-570	450-570

Prague

Mesh back pyramid base meeting chair

TECHNICAL INFO



The elegant Prague meeting chair with sleek curved armrests and pyramid base provides a sophisticated addition to any workspace.

The optional auto return function returns the chair to a forward facing position, ensuring that your meeting room always looks tidy when visitors leave.

Prague chairs are delivered pre-assembled.

Huge choice
of fabrics
available!

Materials

G1 Fabric

Camira Citadel
Camira Gravity
Camira Phoenix
Camira Rivet
Camira Target
Gabriel Chili
Gabriel Event
Gabriel Just
Gabriel Tonal

G2 Fabric

Camira Advantage
Camira Château
Camira Quest
Camira Replay
Camira Urban
Camira Vita
Camira X2
Chieftain Just Colour
Gabriel Cyber
Gabriel Go Check
Gabriel Go Uni
Gabriel Step
Gabriel Step Melange

G3 Fabric

Camira Aspect
Camira Main Line Flax
Camira Main Line Plus
Camira Nexus
Camira Oceanic
Camira Sumi
Gabriel Crisp
Gabriel Fighter
Gabriel Medley

G4 Fabric

Camira Aquarius
Camira Blazer
Camira Hemp
Camira Regent
Camira Synergy
Camira Track
Gabriel Capture
Gabriel Contour Melange
Gabriel Europost 2
Gabriel Go Couture
Gabriel Rondo

Frame

Black

Mesh

Black

Base

Black nylon

Sustainable / natural



Prague	Black frame, black mesh Auto return pyramid base	Black frame, black mesh Auto return pyramid base Fixed armrests
CODE	UMB	UMBF
G1 (£)	510	560
G2 (£)	518	568
G3 (£)	532	582
G4 (£)	546	596
WIDTH	665	665
DEPTH	620	620
HEIGHT	930	930
SEAT HEIGHT	445	445

CODE EXAMPLES [CHAIR]-[FABRIC]Era 'Allowance' fabric seat **UMBF-CSE38**

Palermo

Meeting chairs

TECHNICAL INFO



Ideal for breakout areas and canteens the Palermo chair's contemporary moulded shape and subtle muted colour choice bring vitality to any workspace.

Choose the standard form or with integrated armrests, both stackable up to 4 chairs high. The solid plastic finish makes them easy to keep clean.

Made entirely from environmentally sustainable polypropylene

Palermo chairs are manufactured from a mixture of recycled materials: approx. 50% regenerated industrial polymers and 50% recycled consumer waste such as packaging, textiles and toys. Once these materials are processed the resulting polypropylene is reinforced with glass fibre.



Huge choice
of fabrics
available!

Materials

G1 Seat Pad Fabric

Camira Citadel
Camira Era
Camira Gravity
Camira Phoenix
Camira Rivet
Camira Target
Camira Xtreme
Fidivi Bondai
Gabriel Chili
Gabriel Event
Gabriel Just
Gabriel Tonal

G2 Seat Pad Fabric

Camira Advantage
Camira Château
Camira Quest
Camira Replay
Camira Urban
Camira Vita
Camira X2
Chieftain Just Colour
Gabriel Cyber
Gabriel Go Check
Gabriel Go Uni
Gabriel Step
Gabriel Step Melange

G3 Seat Pad Fabric

Camira Aspect
Camira Main Line Flax
Camira Main Line Plus
Camira Nexus
Camira Oceanic
Camira Sumi
Gabriel Crisp
Gabriel Fighter
Gabriel Medley


G4 Seat Pad Fabric

Camira Aquarius
Camira Blazer
Camira Hemp
Camira Regent
Camira Synergy
Camira Track
Gabriel Capture
Gabriel Contour Melange
Gabriel Europost 2
Gabriel Go Couture
Gabriel Rondo

Plastic

White (EM)
Dark Grey (E4)
Green (SC)
Pink (ST)
Teal (SD)

Sustainable / natural





	Palermo	5 colours 4-leg chair	5 colours 4-leg chair Integrated armrests	5 colours 4-leg chair Upholstered seat pad	5 colours 4-leg chair Upholstered seat pad Integrated armrests
CODE	PCPA	PCPAF	PCUA	PCUAF	
G1 (£)	210	230	299	319	
G2 (£)	-	-	305	325	
G3 (£)	-	-	313	333	
G4 (£)	-	-	322	342	
WIDTH	505	580	505	580	
DEPTH	550	550	550	550	
HEIGHT	800	800	800	800	
SEAT HEIGHT	465	465	465	465	

CODE EXAMPLES [CHAIR]-[FINISH]-[FABRIC]Teal plastic **PCPAF-SD**+ Era 'Allowance' fabric seat **PCUAF-SD-CSE38**

Seattle

Meeting chairs

TECHNICAL INFO


The Seattle conference chair with its slim profile is a subtle addition to the modern workspace.

Stackable up to 4 high, the practical design makes it a flexible option for conferences, breakout spaces or canteens. The choice of tones add subtle colour with a plastic finish that makes this chair easy to sanitise.

Huge choice
of fabrics
available!

Materials

G1 Seat Pad Fabric

Camira Citadel
Camira Era
Camira Gravity
Camira Phoenix
Camira Rivet ♻️
Camira Target
Camira Xtreme ♻️
Fidivi Bondai
Gabriel Chili ♻️
Gabriel Event
Gabriel Just ♻️
Gabriel Tonal ♻️

G2 Seat Pad Fabric

Camira Advantage
Camira Château
Camira Quest ♻️
Camira Replay ♻️
Camira Urban
Camira Vita
Camira X2 ♻️
Chieftain Just Colour
Gabriel Cyber ♻️
Gabriel Go Check
Gabriel Go Uni
Gabriel Step
Gabriel Step Melange

G3 Seat Pad Fabric

Camira Aspect
Camira Main Line Flax
Camira Main Line Plus
Camira Nexus
Camira Oceanic ♻️
Camira Sumi
Gabriel Crisp
Gabriel Fighter
Gabriel Medley


G4 Seat Pad Fabric

Camira Aquarius
Camira Blazer ♻️
Camira Hemp
Camira Regent
Camira Synergy
Camira Track
Gabriel Capture
Gabriel Contour Melange ♻️
Gabriel Europost 2
Gabriel Go Couture
Gabriel Rondo ♻️

Plastic shell / metal frame

White (EM)
Dark Grey (E4)
Green (SC)
Pink (ST)

♻️ Sustainable / natural





Seattle	Shell / base in 4 colours 4-leg chair base	Shell / base in 4 colours 4-leg chair base Upholstered seat pad
CODE	SCPA	SCUA
G1 (£)	195	268
G2 (£)	-	274
G3 (£)	-	284
G4 (£)	-	294
WIDTH	565	565
DEPTH	555	555
HEIGHT	785	785
SEAT HEIGHT	450	450

CODE EXAMPLES	[CHAIR]-[FINISH]-[FABRIC]
Green plastic	SCPA-SC
+ Era 'Allowance' fabric seat	SCUA-SC-CSE38



Seattle	Shell / base in 4 colours Sled chair base	Shell / base in 4 colours Sled chair base Linking connectors	Shell / base in 4 colours Sled chair base Upholstered seat pad	Shell / base in 4 colours Sled chair base Upholstered seat pad Linking connectors
CODE	SCPL	SCPLL	SCUL	SCULL
G1 (£)	212	212	285	285
G2 (£)	-	-	291	291
G3 (£)	-	-	301	301
G4 (£)	-	-	311	311
WIDTH	565	565	565	565
DEPTH	555	555	555	555
HEIGHT	785	785	785	785
SEAT HEIGHT	450	450	450	450

Oslo

Meeting chairs

TECHNICAL INFO



Strength, comfort, style and performance at a value price.

With its mesh back and rear chrome accent, stylish integrated armrests and lockable tilting mechanism, our Oslo chair offers value, aesthetics and features rarely ever seen at a similar price.

Working in tandem with its task chair equivalent, the Oslo cantilever base meeting chair offers the same sleek black outfit with integrated armrests and an all black metal cantilever base.

Opto chairs are delivered pre-assembled, in some instances the seat may need sliding on to the gas lift and 5-star base.

Materials

- Fabric seat**
Black
- Frame**
Black
- Mesh**
Black
- Base**
Black nylon



	Oslo	Black frame, black mesh Integrated armrests Fixed seat 5-star base, black Soft floor castors	Black frame, black mesh Integrated armrests Cantilever base, black
CODE	CMS	CMC	
RSP (£)	267	246	
WIDTH	Ø600	600	
DEPTH	-	650	
HEIGHT	940-1020	970	
SEAT HEIGHT	450-550	450	

Eva 2

Mesh back task chairs + Executive chairs

TECHNICAL INFO



Eva 2 mesh back task chairs are an ideal solution for any size office. With a choice of white, grey or black mesh, black or white plastic body and a wide variety of fabric seat finishes you can easily match Eva 2 chairs to any interior design.



Task chairs include a synchro mechanism with side tension option, optional lumbar support and either a plastic or polished aluminium base. A choice of armrests with different levels of adjustment allow you to match Eva 2 to your exact ergonomic requirements.

Materials

G1 Fabric*

Berta
Camira Era
Fidivi Bondai

G2 Fabric*

Leather Look
Gabriel Step/Step Melange
Camira Xtreme 
Audėjas Austea 









G3 Fabric*









Gabriel Velito
Camira Synergy









Mesh






Black (FG01)
Light Grey (FG02)
Black (FP01)
Grey (FP02)
White (FP03)

 Sustainable / natural

	CODE	DESCRIPTION	WIDTH	DEPTH	HEIGHT	SEAT	G1 (£)	G2 (£)	G3 (£)
	G5A0224	Task chair, plastic chair body in white, synchro mechanism, 5-star plastic base with fibreglass	680	680	1025-1145	410-530	754	760	781
	G5A0233	Task chair with lumbar support, plastic chair body in white, synchro mechanism, 5-star plastic base with fibreglass	680	680	1025-1145	410-530	774	780	806
	G5A0506	Task chair, plastic chair body in white, synchro mechanism, 5-star polished aluminium base	680	680	1025-1145	410-530	837	843	858
	G5A0513	Task chair with lumbar support, plastic chair body in white, synchro mechanism, 5-star polished aluminium base	680	680	1025-1145	410-530	852	857	889
	G5A0220	Task chair, plastic chair body in black, synchro mechanism, 5-star plastic base with fibreglass	680	680	1025-1145	410-530	709	720	761
	G5A0226	Task chair with lumbar support, plastic chair body in black, synchro mechanism, 5-star plastic base with fibreglass	680	680	1025-1145	410-530	708	723	760
	G5A0505	Task chair, plastic chair body in black, synchro mechanism, 5-star polished aluminium base	680	680	1025-1145	410-530	807	817	823
	G5A0511	Task chair with lumbar support, plastic chair body in black, synchro mechanism, 5-star polished aluminium base	680	680	1025-1145	410-530	806	811	837

	CODE	DESCRIPTION	WIDTH	DEPTH	HEIGHT	SEAT	G1 (£)	G2 (£)	G3 (£)
	G5A0225	Task chair, plastic chair body in white, synchro mechanism with side tension, 5-star plastic base with fibreglass	680	680	1025-1145	410-530	812	817	854
	G5A0234	Task chair with lumbar support, plastic chair body in white, synchro mechanism with side tension, 5-star plastic base with fibreglass	680	680	1025-1145	410-530	806	822	848
	G5A0515	Task chair, plastic chair body in white, synchro mechanism with side tension, 5-star polished aluminium base	680	680	1025-1145	410-530	890	906	932
	G5A0510	Task chair with lumbar support, plastic chair body in white, synchro mechanism with side tension, 5-star polished aluminium base	680	680	1025-1145	410-530	894	905	930
	G5A0221	Task chair, plastic chair body in black, synchro mechanism with side tension, 5-star plastic base with fibreglass	680	680	1025-1145	410-530	771	782	812
	G5A0236	Task chair with lumbar support, plastic chair body in black, synchro mechanism with side tension, 5-star plastic base with fibreglass	680	680	1025-1145	410-530	770	781	806
	G5A0507	Task chair, plastic chair body in black, synchro mechanism with side tension, 5-star polished aluminium base	680	680	1025-1145	410-530	865	885	895
	G5A0508	Task chair with lumbar support, plastic chair body in black, synchro mechanism with side tension, 5-star polished aluminium base	680	680	1025-1145	410-530	863	884	894

	CODE	DESCRIPTION	WIDTH	DEPTH	HEIGHT	SEAT	G1 (£)	G2 (£)	G3 (£)
	G5A0222	Executive chair with soft polyurethane headrest, plastic chair body in black, synchro mechanism, 5-star black base, gas lift	680	680	1250-1370	410-530	782	792	823
	G5A0227	Executive chair with lumbar support and soft polyurethane headrest, plastic chair body in black, synchro mechanism, 5-star black base, gas lift	680	680	1250-1370	410-530	786	795	837
	G5A0509	Executive chair with soft polyurethane headrest, plastic chair body in black, synchro mechanism, 5-star polished aluminium base	680	680	1250-1370	410-530	885	900	911
	G5A0512	Executive chair with lumbar support and soft polyurethane headrest, plastic chair body in black, synchro mechanism, 5-star polished aluminium base	680	680	1250-1370	410-530	889	899	915
	G5A0223	Executive chair with soft polyurethane headrest, plastic chair body in black, synchro mechanism with side tension, 5-star black base, gas lift	680	680	1250-1370	410-530	849	854	890
	G5A0237	Executive chair with lumbar support and soft polyurethane headrest, synchro mechanism with side tension, 5-star black base, gas lift	680	680	1250-1370	410-530	843	848	889
	G5A0514	Executive chair with soft polyurethane headrest, synchro mechanism with side tension, 5-star polished aluminium base	680	680	1250-1370	410-530	942	952	968
	G5A0516	Executive chair with lumbar support and soft polyurethane headrest, synchro mechanism with side tension, 5-star polished aluminium base	680	680	1250-1370	410-530	940	956	966

	CODE	DESCRIPTION	WIDTH	DEPTH	HEIGHT	RSP (£)
	G5D0011	Pair of fixed plastic armrests	165	230	275	48
	G5D0026	Pair of fixed plastic armrests	190	300	250	87
	G5D0013	Pair of height adjustable plastic armrests, black	200	248	250-320	87
	G5D0022	Pair of height adjustable plastic armrests, white	200	248	250-320	112
	G5D0014	2D adjustable armrests with soft PU pads	160	230	300-395	145

Wind

Task chairs + Meeting chairs

TECHNICAL INFO





The Wind task chair is now available in 3 different versions: choose the backrest with regular and knitted mesh for a lighter and more breathable solution or fabric if you prefer a softer feel - same design without sacrificing any of its ergonomic features.

Wind has an instantly recognizable X-shape transparent lumbar support uniquely designed to enhance the chair's visual appeal and serve an important function. Its height can be adjusted and it conforms to the user's lumbar shape due to the elastic properties of silicone, providing exceptional comfort.

The high swivel chair is an elegant solution to match with reception desks, high tables and sit-stand desks. The ring-shaped adjustable-height legrest allows users to adjust the chair to their height, maintain a correct seating position and avoid unpleasant back and neck pain. Castors provide extra safety and stability, locking in place as you sit. The meeting chair is a welcoming tool to equip collaborative workplaces and increase productivity. Backrest and armrests form an original monobloc structure the upholstered seat and 4 different bases meet any flexibility and aesthetic needs.

Materials

Fabric*







Berta
Camira Era
Fidivi Bondai
Audéjas Austea 
Leather Look
Step/Step Melange
Camira Xtreme 
Valencia C5
Gabriel Velito
Camira Synergy
Genuine Leather

Mesh

Micro Mesh (FM)
Knitted Mesh (FK)
Runner Mesh (FR)

 Sustainable / natural

G1: Berta / Era / Bondai fabric + Runner mesh / Micro mesh
 G2: Berta / Era / Bondai fabric + Knitted mesh
 G3: Leather Look / Step/Step Melange / Xtreme / Austea fabric + Runner mesh / Micro mesh
 G4: Leather Look / Step/Step Melange / Xtreme / Austea fabric + Knitted mesh
 G5: Valencia C5 / Velito / Synergy fabric + Runner mesh / Micro mesh
 G6: Valencia C5 / Velito / Synergy fabric + Knitted mesh







	CODE	DESCRIPTION	WIDTH	DEPTH	HEIGHT	SEAT	G1 (£)	G2 (£)	G3 (£)	G4 (£)	G5 (£)	G6 (£)
	G5A0261	Task chair with black backrest and black plastic base	700	700	1015-1145	420-535	948	963	953	969	984	1005
	G5A0262	with sliding seat					1025	1041	1031	1046	1057	1078
	G5A0479	Task chair with black backrest and polished aluminium base	700	700	1015-1145	420-535	1032	1053	1037	1058	1068	1084
	G5A0478	with sliding seat					1099	1125	1109	1136	1146	1157
	G5A0263	Task chair with white backrest and white plastic base	700	700	1015-1145	420-535	969	990	979	995	1011	1026
	G5A0264	with sliding seat					1026	1042	1032	1053	1058	1079
	G5A0480	Task chair with white backrest and polished aluminium base	700	700	1015-1145	420-535	1058	1074	1058	1079	1089	1116
	G5A0484	with sliding seat					1105	1131	1121	1137	1142	1169
	G5A0267	High swivel chair with black backrest and black plastic base with castors	700	700	1225-1470	630-875	1216	1243	1227	1258	1253	1279
	G5A0477	High swivel chair with black backrest and polished aluminium base with castors	700	700	1225-1470	630-875	1300	1327	1311	1342	1327	1369







	CODE	DESCRIPTION	WIDTH	DEPTH	HEIGHT	SEAT	G1 (£)	G2 (£)	G3 (£)	G4 (£)	G5 (£)	G6 (£)
	G5A0275	High swivel chair with white backrest and white plastic base with castors	700	700	1225-1470	630-875	1278	1299	1289	1315	1315	1336
	G5A0485	High swivel chair with white backrest and polished aluminium base with castors	700	700	1225-1470	630-875	1362	1389	1378	1410	1394	1425
	G5A0269	High swivel chair with black backrest and black plastic base with glides	700	700	1195-1440	600-845	1205	1236	1221	1247	1242	1273
	G5A0473	High swivel chair with mesh backrest, black plastic frame and polished aluminium base with glides	700	700	1195-1440	600-845	1289	1320	1305	1331	1326	1357
	G5A0277	High swivel chair with mesh backrest, white plastic frame and base with glides	700	700	1195-1440	600-845	1244	1275	1254	1286	1280	1312
	G5A0486	High swivel chair with mesh backrest, white plastic frame and polished aluminium base with glides	700	700	1195-1440	600-845	1333	1364	1343	1381	1364	1407








* Narbutas offer limited options from popular fabric ranges on their products - please see [Narbutas Fabrics List](#) for details
 All Wind task/high swivel chairs have a lockable weight sensitive mechanism

All Wind task/high swivel chairs have a lockable weight sensitive mechanism

G1: Berta / Era / Bondai
 G2: Leather Look / Step/Step Melange / Xtreme / Austea *
 G3: Velito / Synergy *


	CODE	DESCRIPTION	WIDTH	DEPTH	HEIGHT	SEAT	G1 (£)	G2 (£)	G3 (£)
	G5A0256	Task chair with fabric backrest, black plastic frame and base	700	700	1015-1145	420-535	1026	1079	1169
	G5A0257	with sliding seat					1074	1137	1216
	G5A0481	Task chair with fabric backrest, black plastic frame and polished aluminium base	700	700	1015-1145	420-535	1116	1174	1253
	G5A0472	with sliding seat					1169	1222	1306
	G5A0258	Task chair with fabric backrest, white plastic frame and base	700	700	1015-1145	420-535	1042	1105	1180
	G5A0259	with sliding seat					1100	1164	1237
	G5A0476	Task chair with fabric backrest, white plastic frame and polished aluminium base	700	700	1015-1145	420-535	1137	1190	1269
	G5A0482	with sliding seat					1180	1243	1321
	G5A0268	High swivel chair with fabric backrest, black plastic frame and base with castors	700	700	1225-1470	630-875	1302	1360	1434
	G5A0487	High swivel chair with fabric backrest, black plastic frame and polished aluminium base with castors	700	700	1225-1470	630-875	1381	1444	1523

	CODE	DESCRIPTION	WIDTH	DEPTH	HEIGHT	SEAT	G1 (£)	G2 (£)	G3 (£)
	G5A0276	High swivel chair with fabric backrest, white plastic frame and base with castors	700	700	1225-1470	630-875	1341	1410	1483
	G5A0475	High swivel chair with fabric backrest, white plastic frame and polished aluminium base with castors	700	700	1225-1470	630-875	1431	1504	1572
	G5A0270	High swivel chair with fabric backrest, black plastic frame and base with glides	700	700	1195-1440	600-845	1276	1334	1418
	G5A0483	High swivel chair with fabric backrest, black plastic frame and polished aluminium base with glides	700	700	1195-1440	600-845	1360	1418	1502
	G5A0278	High swivel chair with fabric backrest, white plastic frame and base with glides	700	700	1195-1440	600-845	1326	1389	1462
	G5A0474	High swivel chair with fabric backrest, white plastic frame and polished aluminium base with glides	700	700	1195-1440	600-845	1415	1467	1546





	CODE	DESCRIPTION	WIDTH	DEPTH	HEIGHT	RSP (£)
	G5D0015	Pair of fixed black plastic armrests	230	195	265-345	138
	G5D0016	Pair of 2D adjustable black plastic armrests with PU soft touch pads <i>Adjust height and distance from backrest</i>	230	195	265-345	188
	G5D0031	Pair of 2D adjustable black plastic armrests with black PU soft touch pads and aluminium base <i>Adjust height and distance from backrest</i>	230	195	265-345	234
	G5D0017	Pair of 2D adjustable white plastic armrests with black PU soft touch pads and aluminium base <i>Adjust height and distance from backrest</i>	230	195	265-345	243
	G5D0021	Pair of 3D adjustable black plastic armrests with black PU soft touch pads <i>Adjust height, distance from backrest and width (distance from seat)</i>	230	195	265-345	223
	G5D0032	Pair of 3D adjustable black plastic armrests with black PU soft touch pads and aluminium base <i>Adjust height, distance from backrest and width (distance from seat)</i>	230	195	265-345	279
	G5D0033	Pair of 3D adjustable white plastic armrests with black PU soft touch pads and aluminium base <i>Adjust height, distance from backrest and width (distance from seat)</i>	230	195	265-345	304

G1: Berta / Era / Bondai *
G2: Leather Look / Step/Step Melange / Xtreme *





G3: Valencia C5 / Velito / Synergy *
G4: Genuine Leather





	CODE	DESCRIPTION	WIDTH	DEPTH	HEIGHT	G1 (£)	G2 (£)	G3 (£)	G4 (£)
	G5Z0006	Adjustable headrest	280	153	295	105	110	120	125

G1: Berta / Era / Bondai fabric + Runner mesh / Micro mesh *
G2: Berta / Era / Bondai fabric + Knitted mesh *
G3: Leather Look / Step/Step Melange / Xtreme / Austea fabric + Runner mesh / Micro mesh *
G4: Leather Look / Step/Step Melange / Xtreme / Austea fabric + Knitted mesh *
G5: Valencia C5 / Velito / Synergy fabric + Runner mesh / Micro mesh *
G6: Valencia C5 / Velito / Synergy fabric + Knitted mesh *





	CODE	DESCRIPTION	WIDTH	DEPTH	HEIGHT	SEAT	G1 (£)	G2 (£)	G3 (£)	G4 (£)	G5 (£)	G6 (£)
	G5A0378/P1	Meeting chair with black backrest, plastic armrest pads, black steel frame, black plastic base with castors	700	700	820-950	440-570	908	944	923	955	950	981
	G5A0378/P2	Soft pads					960	992	981	1007	1002	1039
	G5A0379/P1	Meeting chair with black backrest, plastic armrest pads, black steel frame, polished base with castors	700	700	820-950	440-570	1023	1060	1044	1076	1065	1097
	G5A0379/P2	Soft pads					1076	1112	1097	1133	1123	1160
	G5A0289/P1	Meeting chair with black backrest, plastic armrest pads, polished frame, black plastic base with castors	700	700	820-950	440-570	804	840	825	856	851	882
	G5A0289/P2	Soft pads					861	893	872	909	903	940
	G5A0376/P1	Meeting chair with black backrest, plastic armrest pads, polished frame, polished base with castors	700	700	820-950	440-570	1049	1081	1065	1097	1091	1128
	G5A0376/P2	Soft pads					1097	1139	1118	1160	1144	1181






G1: Berta / Era / Bondai fabric + Runner mesh / Micro mesh *
 G2: Berta / Era / Bondai fabric + Knitted mesh *
 G3: Leather Look / Step/Step Melange / Xtreme / Austea fabric + Runner mesh / Micro mesh *
 G4: Leather Look / Step/Step Melange / Xtreme / Austea fabric + Knitted mesh *
 G5: Valencia C5 / Velito / Synergy fabric + Runner mesh / Micro mesh *
 G6: Valencia C5 / Velito / Synergy fabric + Knitted mesh *

	CODE	DESCRIPTION	WIDTH	DEPTH	HEIGHT	SEAT	G1 (£)	G2 (£)	G3 (£)	G4 (£)	G5 (£)	G6 (£)
	G5A0381/P1	Meeting chair with white backrest, plastic armrest pads, white steel frame, white plastic base with castors	700	700	820-950	440-570	944	981	960	992	986	1023
	G5A0381/P2	Soft pads					997	1039	1018	1049	1044	1076
	G5A0384/P1	Meeting chair with white backrest, plastic armrest pads, white steel frame, polished base with castors	700	700	820-950	440-570	1047	1080	1069	1101	1090	1122
	G5A0384/P2	Soft pads					1101	1132	1122	1159	1143	1185
	G5A0387/P1	Meeting chair with white backrest, plastic armrest pads, polished frame, white plastic base with castors	700	700	820-950	440-570	978	1010	999	1041	1020	1062
	G5A0387/P2	Soft pads					1036	1067	1057	1094	1078	1109
	G5A0377/P1	Meeting chair with white backrest, plastic armrest pads, polished frame, polished base with castors	700	700	820-950	440-570	1060	1097	1076	1112	1097	1133
	G5A0377/P2	Soft pads					1112	1154	1128	1170	1160	1186





	CODE	DESCRIPTION	WIDTH	DEPTH	HEIGHT	SEAT	G1 (£)	G2 (£)	G3 (£)	G4 (£)	G5 (£)	G6 (£)
	G5A0371/P1	Meeting chair with black backrest, plastic armrest pads, black steel frame with black plastic base with glides	670	670	790-920	415-545	995	1032	1011	1054	1037	1069
	G5A0371/P2	Soft pads					1047	1085	1069	1106	1090	1122
	G5A0373/P1	Meeting chair with black backrest, plastic armrest pads, black steel frame, polished base with glides	670	670	790-920	415-545	997	1034	1018	1055	1044	1081
	G5A0373/P2	Soft pads					1055	1091	1070	1107	1097	1133
	G5A0291/P1	Meeting chair with black backrest, plastic armrest pads, polished frame, black plastic base with glides	670	670	790-920	415-545	1013	1049	1034	1065	1060	1097
	G5A0291/P2	Soft pads					1070	1107	1086	1123	1107	1149
	G5A0292/P1	Meeting chair with black backrest, plastic armrest pads, polished frame, polished base with glides	670	670	790-920	415-545	1027	1064	1048	1080	1069	1101
	G5A0292/P2	Soft pads					1080	1117	1101	1132	1122	1164
	G5A0374/P1	Meeting chair with white backrest, plastic armrest pads, white steel frame, polished base with glides	670	670	790-920	415-545	1021	1064	1042	1080	1069	1106
	G5A0374/P2	Soft pads					1080	1111	1096	1132	1122	1159





G1: Berta / Era / Bondai fabric + Runner mesh / Micro mesh *
 G2: Berta / Era / Bondai fabric + Knitted mesh *
 G3: Leather Look / Step/Step Melange / Xtreme / Austea fabric + Runner mesh / Micro mesh *
 G4: Leather Look / Step/Step Melange / Xtreme / Austea fabric + Knitted mesh *
 G5: Valencia C5 / Velito / Synergy fabric + Runner mesh / Micro mesh *
 G6: Valencia C5 / Velito / Synergy fabric + Knitted mesh *

	CODE	DESCRIPTION	WIDTH	DEPTH	HEIGHT	SEAT	G1 (£)	G2 (£)	G3 (£)	G4 (£)	G5 (£)	G6 (£)
	G5A0369/P1	Meeting chair with white backrest, plastic armrest pads, polished frame, polished base with glides	670	670	790-920	415-545	1043	1075	1064	1096	1085	1117
	G5A0369/P2	Soft pads					1096	1127	1117	1148	1138	1180
	G5A0284/P1	Meeting chair with black backrest, plastic armrest pads, black steel cantiliver frame with glides	570	555	835	455	712	749	733	760	749	781
	G5A0284/P2	Soft pads					765	807	781	823	807	844
	G5A0283/P1	Meeting chair with black backrest, plastic armrest pads, polished cantiliver frame with glides	570	555	835	455	765	802	786	823	812	849
	G5A0283/P2	Soft pads					823	854	844	875	870	907
	G5A0286/P1	Meeting chair with white backrest, plastic armrest pads, white steel cantiliver frame with glides	570	555	835	455	723	754	739	775	760	791
	G5A0286/P2	Soft pads					775	812	791	833	812	849





	CODE	DESCRIPTION	WIDTH	DEPTH	HEIGHT	SEAT	G1 (£)	G2 (£)	G3 (£)	G4 (£)	G5 (£)	G6 (£)
	G5A0285/P1	Meeting chair with white backrest, plastic armrest pads, polished cantiliver frame with glides	570	555	835	455	781	812	802	833	828	854
	G5A0285/P2	Soft pads					838	870	854	886	880	912
	G5A0288/P1	Meeting chair with black backrest, plastic armrest pads, black steel legs with glides	570	540	835	455	723	760	739	775	760	791
	G5A0288/P2	Soft pads					781	823	802	838	823	854
	G5A0287/P1	Meeting chair with black backrest, plastic armrest pads, polished legs with glides	570	540	835	455	775	807	791	828	823	854
	G5A0287/P2	Soft pads					828	854	849	880	875	912
	G5A0290/P1	Meeting chair with white backrest, plastic armrest pads, white steel legs with glides	570	540	835	455	739	775	749	786	775	812
	G5A0290/P2	Soft pads					791	828	812	844	828	865
	G5A0289/P1	Meeting chair with white backrest, plastic armrest pads, polished legs with glides	570	540	835	455	804	840	825	856	851	882
	G5A0289/P2	Soft pads					861	893	872	909	903	940





G1: Berta / Era / Bondai fabric + Runner mesh / Micro mesh *
 G2: Berta / Era / Bondai fabric + Knitted mesh *
 G3: Leather Look / Step/Step Melange / Xtreme / Austea fabric + Runner mesh / Micro mesh *
 G4: Leather Look / Step/Step Melange / Xtreme / Austea fabric + Knitted mesh *
 G5: Valencia C5 / Velito / Synergy fabric + Runner mesh / Micro mesh *
 G6: Valencia C5 / Velito / Synergy fabric + Knitted mesh *

	CODE	DESCRIPTION	WIDTH	DEPTH	HEIGHT	SEAT	G1 (£)	G2 (£)	G3 (£)	G4 (£)	G5 (£)	G6 (£)
	G5A0356/P1	High swivel chair with black backrest, plastic armrest pads, black steel frame, black plastic base with castors	700	700	940-1185	560-805	1128	1165	1154	1186	1175	1207
	G5A0356/P2	Soft pads					1181	1217	1207	1244	1223	1259
	G5A0357/P1	High swivel chair with black backrest, plastic armrest pads, black steel frame, polished base with castors	700	700	940-1185	560-805	1281	1313	1297	1329	1323	1360
	G5A0357/P2	Soft pads					1339	1365	1355	1386	1381	1418
	G5A0338/P1	High swivel chair with black backrest, plastic armrest pads, polished frame, black plastic base with castors	700	700	940-1185	560-805	1174	1201	1190	1222	1216	1243
	G5A0338/P2	Soft pads					1227	1258	1237	1274	1269	1306
	G5A0339/P1	High swivel chair with black backrest, plastic armrest pads, polished frame, polished base with castors	700	700	940-1185	560-805	1302	1334	1323	1360	1350	1381
	G5A0339/P2	Soft pads					1355	1386	1376	1418	1413	1434

	CODE	DESCRIPTION	WIDTH	DEPTH	HEIGHT	SEAT	G1 (£)	G2 (£)	G3 (£)	G4 (£)	G5 (£)	G6 (£)
	G5A0358/P1	High swivel chair with white backrest, plastic armrest pads, white steel frame, white plastic base with castors	700	700	940-1185	560-805	1181	1217	1207	1233	1228	1266
	G5A0358/P2	Soft pads					1233	1276	1259	1292	1292	1323
	G5A0359/P1	High swivel chair with white backrest, plastic armrest pads, white steel frame, polished base with castors	700	700	940-1185	560-805	1271	1302	1292	1329	1313	1350
	G5A0359/P2	Soft pads					1323	1355	1344	1386	1365	1407
	G5A0388/P1	High swivel chair with white backrest, plastic armrest pads, polished frame, white plastic base with castors	700	700	940-1185	560-805	1231	1263	1247	1289	1273	1310
	G5A0388/P2	Soft pads					1284	1315	1310	1341	1326	1362
	G5A0349/P1	High swivel chair with white backrest, plastic armrest pads, polished frame, polished base with castors	700	700	940-1185	560-805	1297	1334	1313	1344	1339	1365
	G5A0349/P2	Soft pads					1350	1392	1365	1402	1397	1428

G1: Berta / Era / Bondai fabric + Runner mesh / Micro mesh *
 G2: Berta / Era / Bondai fabric + Knitted mesh *
 G3: Leather Look / Step/Step Melange / Xtreme / Austea fabric + Runner mesh / Micro mesh *
 G4: Leather Look / Step/Step Melange / Xtreme / Austea fabric + Knitted mesh *
 G5: Valencia C5 / Velito / Synergy fabric + Runner mesh / Micro mesh *
 G6: Valencia C5 / Velito / Synergy fabric + Knitted mesh *

	CODE	DESCRIPTION	WIDTH	DEPTH	HEIGHT	SEAT	G1 (£)	G2 (£)	G3 (£)	G4 (£)	G5 (£)	G6 (£)
	G5A0365/P1	High swivel chair with black backrest, plastic armrest pads, black steel frame, black plastic base with glides	700	700	905-1150	525-770	1128	1170	1149	1186	1175	1202
	G5A0365/P2	Soft pads					1186	1223	1202	1238	1223	1265
	G5A0366/P1	High swivel chair with black backrest, plastic armrest pads, black steel frame, polished base with glides	700	700	905-1150	525-770	1244	1281	1259	1297	1281	1313
	G5A0366/P2	Soft pads					1302	1334	1318	1355	1339	1365
	G5A0361/P1	High swivel chair with black backrest, plastic armrest pads, polished frame, black plastic base with glides	700	700	905-1150	525-770	1169	1201	1190	1227	1206	1243
	G5A0361/P2	Soft pads					1227	1258	1237	1280	1258	1301
	G5A0362/P1	High swivel chair with black backrest, plastic armrest pads, polished frame, polished base with glides	700	700	905-1150	525-770	1294	1326	1315	1352	1336	1373
	G5A0362/P2	Soft pads					1352	1383	1373	1410	1389	1431

	CODE	DESCRIPTION	WIDTH	DEPTH	HEIGHT	SEAT	G1 (£)	G2 (£)	G3 (£)	G4 (£)	G5 (£)	G6 (£)
	G5A0367/P1	High swivel chair with white backrest, plastic armrest pads, white steel frame, white plastic base with glides	700	700	905-1150	525-770	1189	1226	1200	1231	1231	1268
	G5A0367/P2	Soft pads					1236	1278	1252	1294	1284	1320
	G5A0368/P1	High swivel chair with white backrest, plastic armrest pads, white steel frame, polished base with glides	700	700	905-1150	525-770	1273	1310	1289	1320	1315	1352
	G5A0368/P2	Soft pads					1326	1362	1341	1373	1368	1410
	G5A0363/P1	High swivel chair with mesh backrest, plastic armrest pads, polished frame, white plastic base with glides	700	700	905-1150	525-770	1210	1247	1231	1268	1252	1289
	G5A0363/P2	Soft pads					1268	1310	1284	1320	1310	1347
	G5A0364/P1	High swivel chair with white backrest, plastic armrest pads, polished frame, polished base with glides	700	700	905-1150	525-770	1299	1331	1320	1357	1347	1378
	G5A0364/P2	Soft pads					1352	1383	1373	1415	1404	1441

North Cape

Executive chairs + Meeting chairs

TECHNICAL INFO



The North Cape chair family is composed of stylish, sophisticated and functional executive, task, meeting and meeting chairs. The range joins executive, working and meeting areas as well as reception and guest areas by uniting, delicate style.

Task chair tension adjustment

This function allows you to control how easily the chair tilts, depending on your weight and the force that is being used to lean back.

Task chair knee-tilt mechanism with centered axis




The task chair backrests and seats are joined together so when you lean back, the whole chair tilts. This mechanism allows you to lean back without lifting your feet from the ground, avoiding pressure on your calves. The tilting mechanism has 4 locking positions and returns automatically to the initial position.


More comfort








The addition of a seat cushion will make your North Cape chair even softer and can add an accent of colour.







Materials








Fabric*


Berta
 Leather Look
 Gabriel Step/Step Melange
 Camira Xtreme 
 Audéjas Austea 
 Gabriel Velito
 Camira Synergy
 Gabriel Cyber 
 Valencia C5
 Genuine Leather







 Sustainable / natural

G1: Berta		G2: Leather Look Step/Step Melange* Xtreme* Austea*		G3: Valencia C5* Synergy* Velito*		G4: Genuine Leather				
	CODE	DESCRIPTION	WIDTH	DEPTH	HEIGHT	SEAT	G1 (£)	G2 (£)	G3 (£)	G4 (£)
	G5A0421	Executive chair with black base	680	680	1255-1345	400-490	1389	1419	1491	2165
	G5A0490	Executive chair with polished aluminium base	680	680	1255-1345	400-490	1523	1549	1611	2304
	G5A0424	Executive chair with poliamyde armrests (black color, soft PU top), black base	680	680	1255-1345	400-490	1604	1634	1707	2396
	G5A0491	Executive chair with poliamyde armrests (black color, soft PU top), polished aluminium base	680	680	1255-1345	400-490	1743	1759	1837	2539
	G5A0429	Executive chair with upholstered armrests, black base	680	680	1255-1345	400-490	1836	1878	1976	2834
	G5A0488	Executive chair with upholstered armrests, polished aluminium base	680	680	1255-1345	400-490	1981	2012	2100	2979
	G5E0005	Seat cushion	530	430	-	-	77	88	108	175

G1: Berta		G2: Leather Look Step/Step Melange* Xtreme* Austea*		G3: Valencia C5* Cyber* Synergy* Velito*		G4: Genuine Leather				
	CODE	DESCRIPTION	WIDTH	DEPTH	HEIGHT	SEAT	G1 (£)	G2 (£)	G3 (£)	G4 (£)
	G5A0409	Medium backrest task chair with black base	680	680	1000-1090	400-490	1400	1411	1478	2052
	G5A0494	Medium backrest task chair with polished aluminium base	680	680	1000-1090	400-490	1529	1550	1612	2202
	G5A0413	Medium backrest task chair with poliamyde armrests (black color; soft PU top), black base	680	680	1000-1090	400-490	1537	1558	1625	2209
	G5A0492	Medium backrest task chair with poliamyde armrests (black color; soft PU top), polished aluminium base	680	680	1000-1090	400-490	1671	1692	1749	2354
	G5A0417	Medium backrest task chair with upholstered armrests, black base	680	680	1000-1090	400-490	1784	1836	1940	2649
	G5A0493	Medium backrest task chair with upholstered armrests, polished aluminium base	680	680	1000-1090	400-490	1908	1976	2069	2788

G1: Berta		G2: Leather Look Step/Step Melange* Xtreme* Austea*		G3: Valencia C5* Cyber* Synergy* Velito*		G4: Genuine Leather				
	CODE	DESCRIPTION	WIDTH	DEPTH	HEIGHT	SEAT	G1 (£)	G2 (£)	G3 (£)	G4 (£)
	G5A0433	Meeting chair	540	580	1055	450	1515	1524	1587	2166
	G5A0437	Meeting chair with poliamyde armrests (black colour, soft PU top)	635	580	1055	450	1655	1670	1733	2333
	G5A0441	Meeting chair with upholstered armrests	650	580	1055	450	1986	2012	2023	2799
	G5A0445	Meeting chair with chrome 4-leg steel frame base	525	570	870	450	978	982	1003	1438
	G5A0449	Meeting chair with chrome cantilever steel frame base	520	570	835	455	951	951	997	1442
	G5A0453	Meeting chair with 4-leg swivel base, polished aluminium top	520	570	870	450	1255	1271	1317	1814
	G5A0464/P1	Meeting chair. Base: swivel, pyramid type powder-coated wire steel with castors. Seat height not adjustable.	680	680	885	465	1003	1049	1086	1350

	CODE	DESCRIPTION	WIDTH	DEPTH	HEIGHT	SEAT	G1 (£)	G2 (£)	G3 (£)	G4 (£)
	G5A0464/P2	Meeting chair. Base: swivel, pyramid type powder-coated wire steel with hollow castors. Seat height not adjustable.	680	680	885	465	1055	1106	1143	1401

G1: Leather Look Step/Step Melange* Austea*		G2: Synergy* Velito*		G3: Genuine Leather					
	CODE	DESCRIPTION	WIDTH	DEPTH	HEIGHT	SEAT	G1 (£)	G2 (£)	G3 (£)
	G5A0330	Ribbed executive chair with black base	680	680	1255-1345	400-490	1606	1694	2356
	G5A0496	Ribbed executive chair with polished aluminium base	680	680	1255-1345	400-490	1751	1829	2481
	G5A0331	Ribbed executive chair with poliamyde armrests (black color, soft PU top), black base	680	680	1255-1345	400-490	1790	1873	2550
	G5A0489	Ribbed executive chair with poliamyde armrests (black color, soft PU top), polished aluminium base	680	680	1255-1345	400-490	1908	1997	2716
	G5A0332	Ribbed executive chair with upholstered armrests, black base	680	680	1255-1345	400-490	1955	2064	2927
	G5A0495	Ribbed executive chair with upholstered armrests, polished aluminium base	680	680	1255-1345	400-490	2084	2198	3087

Moon

Meeting chairs + Stools

TECHNICAL INFO



The simple but elegant Moon chair family make a positive addition to any workspace.

The comfortable task chair comes with a choice of 5-star polished aluminium or black plastic with fibreglass base.

Meeting chairs come with a choice of sled steel frame or 4 legs with or without an integrated armrest. All meeting chairs are suitable for a conference environment and can be easily stacked up to 5 chairs high.



The stools are ideal for raised breakout meeting tables or bars and are stackable up to 3 chairs high.

Materials


G1 Fabric*

Berta
Camira Era
Fidivi Bondai

G2 Fabric*

Leather Look
Step/Step melange
Camira Xtreme 
Audėjas Austea 

G3 Fabric*

Gabriel Cyber 
Gabriel Velito
Camira Synergy

G4 Fabric

Genuine Leather

G1 Veneer

Beech (ND01)








G2 Veneer






Oak (ND02)
White Matt Beech Lam. (ND03)
Beech Stained Black (ND04)









Frames



Black (MA01)
White (MA03)
Grey (MA02)
Dark Grey (MA04)
Chrome

 Sustainable / natural

	CODE	DESCRIPTION	WIDTH	DEPTH	HEIGHT	SEAT	G1 (£)	G2 (£)	G3 (£)	G4 (£)
	G5A0360	Task chair, upholstered, black plastic base	640	640	780-910	380-510	617	648	726	1016
	G5A0471	Task chair, upholstered, polished aluminium base	640	640	780-910	380-510	700	735	824	1087
	G5A0342	Stackable meeting chair, upholstered, powder-coated wire steel frame, stack 5 chairs	500	530	885	460	594	625	687	924
	G5A0345	3 units per box	500	530	885	460	1335	1428	1620	2334
	G5A0468	Stackable meeting chair, upholstered, chrome-plated wire steel frame, stack 5 chairs	500	530	885	460	604	645	744	1013
	G5A0466	3 units per box	500	530	885	460	1377	1485	1785	2592
	G5A0465/P1	Visitor chair. Base: swivel, pyramid type powder-coated wire steel with castors. Seat height not adjustable.	680	680	860	465	808	845	875	1010
	G5A0465/P2	Visitor chair. Base: swivel, pyramid type powder-coated wire steel with hollow castors. Seat height not adjustable.	680	680	860	465	865	896	932	1062
	G5A0340	Stackable meeting chair, upholstered, 4-leg chromed steel frame, stack 5 chairs	520	530	885	465	625	656	744	1023
	G5A0343	3 units per box	520	530	885	465	1398	1497	1755	2588

	CODE	DESCRIPTION	WIDTH	DEPTH	HEIGHT	SEAT	G1 (£)	G2 (£)	G3 (£)	G4 (£)
	G5A0341	Stackable meeting chair, upholstered, 4-leg chromed steel frame with integrated armrests with plastic finish, stack 5 chairs	590	530	880	460	744	770	857	1101
	G5A0344	3 units per box	590	530	880	460	1726	1809	2067	2791
	G5A0454	Stackable meeting chair, upholstered, 4-leg powder-coated steel frame, stack 5 chairs	520	530	885	465	609	646	739	956
	G5A0455	3 units per box	520	530	885	465	1340	1434	1724	2375
	G5A0456	Stackable meeting chair, upholstered, 4-leg powder-coated steel frame with integrated armrests with plastic finish, stack 5 chairs	590	530	880	460	733	754	837	1028
	G5A0457	3 units per box	590	530	880	460	1724	1776	2034	2609
	G5A0346	Stool, upholstered, 4-leg chromed steel frame	470	560	1030	770	701	710	758	922
	G5A0462	Stool, upholstered, 4-leg powder-coated steel frame	470	560	1030	770	685	690	731	881

	CODE	DESCRIPTION	WIDTH	DEPTH	HEIGHT	SEAT	G1 (£)	G2 (£)
	G5A0352	Stackable conference chair, plywood shell, powder-coated wire steel frame, stack 5 chairs	490	530	875	455	562	604
	G5A0355	3 units per box	490	530	875	455	1207	1347
	G5A0467	Stackable conference chair, plywood shell, chrome-plated wire steel frame, stack 5 chairs	490	530	875	455	573	625
	G5A0470	3 units per box	490	530	875	455	1248	1398
	G5A0350	Stackable conference chair, plywood shell, 4-leg chromed steel frame, stack 5 chairs	520	530	880	460	587	628
	G5A0353	3 units per box	520	530	880	460	1290	1414
	G5A0351	Stackable conference chair, plywood shell, 4-leg chromed steel frame, integrated armrests with plastic finish, stack 5 chairs	590	530	875	455	622	674
	G5A0354	3 units per box	590	530	875	455	1430	1579
	G5A0458	Stackable conference chair, plywood shell, 4-leg powder-coated steel frame, stack 5 chairs	520	530	880	460	517	548
	G5A0459	3 units per box	520	530	880	460	1217	1315
	G5A0460	Stackable conference chair, plywood shell, 4-leg powder-coated steel frame, integrated armrests with plastic finish, stack 5 chairs	590	530	875	455	636	667
	G5A0461	3 units per box	590	530	875	455	1548	1647
	G5A0012	Stackable stool, plywood shell, powder-coated wire steel frame, stack 3 chairs	525	420	940	730	716	756
	G5A0469	Stackable stool, plywood shell, chrome-plated wire steel frame, stack 3 chairs	525	420	940	730	762	798

	CODE	DESCRIPTION	WIDTH	DEPTH	HEIGHT	RSP (£)
	G5Z0002	R/H folding table (available on chairs with armrests)	250	356	616	132
	G5Z0005	Connectors, which allows linkage of the chairs to lines (only for models with steel 4-leg frame).				91

Gama

Meeting chairs

TECHNICAL INFO



Gama meeting chairs are the perfect choice for conference rooms with a stylish reclined design that provides maximum comfort.

Choose between a high or low backrest in fabric or mesh and a cantilever or 4-leg frame.



A large choice of fabrics are available for backrest and seat including genuine leather. Frames come in chrome or powder-coated steel.

Materials


G1 Fabric*

Berta
Camira Era
Fidivi Bondai

G2 Fabric*

Leather Look
Gabriel Step/Step Melange
Camira Xtreme 
Audėjas Austea 

G3 Fabric*

Gabriel Cyber 
Gabriel Velito
Camira Synergy

G4 Fabric

Genuine Leather

GM Mesh

Black (FG01)
Light Grey (FG02)








PM Mesh






Black (FP01)
Grey (FP02)

Metal

Black (MA01)
Chrome (MB01)
Grey (MA02)

 Sustainable / natural



	CODE	DESCRIPTION	WIDTH	DEPTH	HEIGHT	SEAT	G1 (£)	G2 (£)	G3 (£)	G4 (£)
	G5A0141	Stackable 4 leg meeting chair, steel frame can be chrome or powder-coated, stack 6 chairs	560	600	840	450	640	656	686	816
	G5A0401	2 units per box	560	600	840	450	857	894	951	1214
	G5A0140	Stackable cantilever meeting chair, steel frame can be chrome or powder-coated, integrated armrests with plastic finish, stack 6 chairs	560	600	840	450	640	656	686	816
	G5A0400	2 units per box	560	600	840	450	1071	1108	1165	1428
	G5A0142	Stackable cantilever meeting chair, steel frame can be chrome or powder-coated, stack 6 chairs	560	600	930	450	717	752	814	996
	G5A0404	2 units per box	560	600	930	450	1241	1313	1437	1804
	G5A0147	Meeting chair, 4 leg with castors, steel frame can be chrome or powder-coated	570	600	865	465	622	643	689	818

	CODE	DESCRIPTION	WIDTH	DEPTH	HEIGHT	SEAT	G1 (£)	G2 (£)	G3 (£)	G4 (£)
	G5A0145	Stackable 4 leg meeting chair, seat upholstered with fabric, backrest with mesh, steel frame can be chrome or powder-coated, stack 6 chairs	560	600	840	450	647	653	683	725
	G5A0402	2 units per box	560	600	840	450	1113	1129	1186	1274
	G5A0144	Stackable cantilever meeting chair, seat upholstered with fabric, backrest with mesh, steel frame can be chrome or powder-coated, stack 6 chairs	560	600	840	450	647	653	683	725
	G5A0403	2 units per box	560	600	840	450	1107	1123	1180	1268
	G5A0146	Meeting chair, 4 leg with castors, seat upholstered with fabric, backrest with mesh, steel frame can be chrome or powder-coated	560	600	840	450	638	643	659	741

Wait

Conference chairs + Stools

TECHNICAL INFO



The Wait chair's flexible and lightweight design make it a popular choice for conference seating.

With a choice of steel sled frame stackable up to 10 high, or steel legs with or without castors stackable up to 6 high the Wait chair can be adapted to suit any aesthetic. An optional trolley makes reworking room layouts or moving chairs from room to room quick and easy.

Wait comes in a choice of 7 plastic colours and multiple fabric options for the backrest and seat including Velito, Synergy and Leather Look.

Chairs with a 4 leg steel base offer an integrated armrest option with a small folding table accessory also available, making them ideal for training workshops or lectures.


The stool option is ideal for breakout areas with high tables or dining areas with bars.

Materials

G1 Fabric*

Berta
Camira Era
Fidivi Bondai

G2 Fabric*

Leather Look
Gabriel Step/Step melange
Camira Xtreme 









G3 Fabric*










Gabriel Velito
Camira Synergy

Plastic

White (TC00)
Black (TC01)
Grey (TC02)
Green (TC03)
Blue (TC04)
Red (TC05)

 Sustainable / natural

	CODE	DESCRIPTION	WIDTH	DEPTH	HEIGHT	SEAT	G1 (£)	G2 (£)	G3 (£)
	G5A0310	Stackable conference chair, upholstered seat, plastic backrests, chrome-plated four-leg steel frame, stack 6 chairs	510	535	830	460	437	443	457
	G5A0414	3 units per box	510	535	830	460	1128	1143	1184
	G5A0311	Stackable conference chair with armrests, upholstered seat, plastic backrests, chrome-plated four-leg steel frame, stack 6 chairs	535	535	830	460	539	543	559
	G5A0415	3 units per box	535	535	830	460	1423	1438	1489
	G5A0312	Stackable conference chair, upholstered seat, plastic backrests, chrome-plated wire steel frame, stack 10 chairs	540	535	830	460	437	443	457
	G5A0416	3 units per box	540	535	830	460	1128	1143	1184
	G5A0313	Conference chair, upholstered seat, plastic backrests, chrome-plated four-leg steel frame with castors	525	550	830	460	473	478	494
	G5A0238	3 units per box	525	550	830	460	1138	1152	1193
	G5A0320	Stackable conference chair, upholstered seat and backrest, chrome-plated four-leg steel frame, stackable, stack 6 chairs	510	535	830	460	500	520	556
	G5A0418	3 units per box	510	535	830	460	1218	1269	1376
	G5A0321	Stackable conference chair with armrests, upholstered seat and backrest, chrome-plated four-leg steel frame, stack 6 chairs	435	535	830	460	592	606	642
	G5A0419	3 units per box	435	535	830	460	1489	1529	1652
	G5A0322	Stackable conference chair, upholstered seat and backrest, chrome-plated wire steel frame, stackable, stack 10 chairs	540	535	830	460	501	521	557
	G5A0420	3 units per box	540	535	830	460	1220	1270	1377
	G5A0323	Conference chair, upholstered seat and backrest, chrome-plated four-leg steel frame with castors	525	550	830	460	493	518	554
	G5A0239	3 units per box	525	550	830	460	1235	1306	1413

	CODE	DESCRIPTION	WIDTH	DEPTH	HEIGHT	SEAT	G1 (£)	G2 (£)	G3 (£)
	G5A0314	Stackable stool, upholstered seat, plastic backrests, chrome-plated four-leg steel frame, stack 6 chairs	540	550	1150	750	657	662	677
	CODE	DESCRIPTION	WIDTH	DEPTH	HEIGHT	SEAT	RSP (£)		
	G5A0300	Stackable conference chair, plastic seat and backrests, chrome-plated four-leg steel frame, stack 6 chairs	510	535	830	460	423		
	G5A0410	3 units per box	510	535	830	460	915		
	G5A0301	Stackable conference chair with armrests, plastic seat and backrests, chrome-plated four-leg steel frame, stack 6 chairs	535	535	830	460	514		
	G5A0411	3 units per box	535	535	830	460	1269		
	G5A0302	Stackable conference chair, plastic seat and backrests, chrome-plated wire steel frame, stack 10 chairs	540	535	830	460	423		
	G5A0412	3 units per box	540	535	830	460	915		
	G5A0303	Conference chair, plastic seat and backrests, chrome-plated four-leg steel frame with castors	525	550	830	460	443		
	G5A0241	3 units per box	525	550	830	460	966		
	G5A0304	Stackable stool, plastic seat and backrest, chrome-plated four-leg steel frame, stack 6 chairs	540	560	1150	750	671		
	G5Z0001	Trolley for transport and easy hanging of Wait chairs, fits 10 four-leg base chairs or 16 wire steel base frame chairs	645	715	405		635		
	G5Z0002	R/H folding table (available only on chairs with armrests)	250	356	616		132		
	G5Z0003	Gliders, which allows linkage of the chairs to lines (only for models with wire steel frame G5A0302, G5A0312, G5A0322)					23		

Twist & Sit

Meeting chairs + Lounge chairs + Stools

TECHNICAL INFO



Distinctive character and freedom of expression for your individual style.


With its visually striking Scandinavian design, Twist & Sit soft seating family is perfect for modern offices that exude a chic vibe and looks just as great in traditional workspaces. It has expressive character, provides improvisational freedom and comes in different style variations. You can select almost 80 different colour combinations for the upholstered part of the chair, contrasting colours will bring a sense of exclusivity to your Twist & Sit furniture.

It also comes in a variety of base options so there is no need to compromise on style. Consider your functional needs as well as the fabric or design to accommodate your preferences.


Metal bases have a modern look and are practical, whereas wooden bases give the space a homely feel and add a touch of elegance to the room. Both base options are available in dark and light colours to further add to the beauty of contrast.

Materials

Fabric (P1/P3)*

Berta
Camira Era
Gabriel Step/Step melange
Leather Look
Audėjas Austea 

Fabric (P2/P4)*

Valencia C5
Gabriel Cyber 
Leather Look
Gabriel Velito
Camira Synergy

Metal Legs

White (MA03)
Black (MA01)
Grey (MA02)
Dark Grey (MA04)
Deep Bronze (MA05)

Wooden Legs

Ash stained Light Grey (NB01)
Ash stained Black (NB02)

Swivel Base (SDA313)

White (MA03)
Black (MA01)
Grey (MA02)
Dusty Rose (MA06)
Avocado Green (MA07)

 Sustainable / natural








The high wraparound backrest diminishes surrounding noise and offers a pleasant sense of comfort and protection.







Our wide choice of Twist & Sit Lounge chairs will accommodate the needs of a broad array of office settings. The soft seating family includes meeting and meeting chairs, lounge seating with high or low backrests as well as stools.






Twist & Sit lounge furniture is very versatile and suits not only usual office spaces but also special executive




spaces. It will add a special touch to both formal and informal meeting spaces, relaxation spots or creative areas. Mix and match different Twist & Sit models to create a desirable visual impact whether you want to convey a vibrant, edgy or playful feel or a subtle and calm one.








From airport lounges to office break rooms, from meeting rooms to co-working spaces, from bar counters to restaurant tables to living rooms, Twist & Sit is ideal for making any environment stand out.







G1 INSIDE: Berta / Era *		G2 INSIDE: Austea / Step/Step Melange / Era / Leather Look *							
G1 OUTSIDE: Berta / Era *		G2 OUTSIDE: Austea / Step/Step Melange / Leather Look *							
	CODE	DESCRIPTION	WIDTH	DEPTH	HEIGHT	SEAT	G1 (£)	G2 (£)	
	G5A0299/P1	Meeting chair. Steel frame. Base: powder-coated wire steel frame on glides. Stackable (up to 5).	500	565	805	465	629	660	
	G5A0305/P1	Set of meeting chairs (3 pcs.). Steel frame. Base: powder-coated wire steel frame on glides. Stackable (up to 5).	500	565	805	465	1563	1646	
	G5A0308/P1	Meeting chair. Steel frame. Base: solid ash wood on glides.	500	570	810	470	815	857	
	G5A0293/P1	Stool. For 1050mm height desks. Steel frame. Powder-coated wire steel frame. Stackable (up to 3 chairs).	455	465	945	735	707	727	
	G5A0294/P1	Set of stools (3 pcs.). For 1050mm height desks. Steel frame. Powder-coated wire steel frame. Stackable (up to 3 chairs).	455	465	945	735	1646	1697	
	G5A0295/P1	Stool. For 900mm height desks. Steel frame. Powder-coated wire steel frame. Stackable (up to 3 chairs).	455	465	845	635	632	651	
	G5A0296/P1	Set of stools (3 pcs.). For 900mm height desks. Steel frame. Powder-coated wire steel frame. Stackable (up to 3 chairs).	455	465	845	635	1625	1692	






	CODE	DESCRIPTION	WIDTH	DEPTH	HEIGHT	SEAT	G1 (£)	G2 (£)
	G5A0297/P1	Stool. For 1050mm height desks. Steel frame. Base: solid ash wood with painted metal footring and glides.	510	505	945	735	1049	1070
	G5A0298/P1	Stool. For 900mm height desks. Steel frame. Base: solid ash wood with painted metal footring and glides.	505	505	845	635	1006	1032
	G5A0309/P1	Armchair, steel frame. Base: powder-coated wire steel frame on glides.	600	555	800	465	962	1019
	G5A0316/P1	Armchair, steel frame. Base: solid ash wood on glides.	600	555	805	470	1205	1272
	G5A0463/P1	Armchair, steel frame. Base: swivel, pyramid type powder-coated wire steel with castors. The seat height is not adjustable.	680	680	820	490	1196	1279
	G5A0463/P3	Armchair, steel frame. Base: swivel, pyramid type powder-coated wire steel with hollow castors. The seat height is not adjustable.	680	680	820	490	1249	1327




G1 INSIDE: Berta / Era *		G2 INSIDE: Austea / Step/Step Melange / Era / Leather Look *							
G1 OUTSIDE: Berta / Era *		G2 OUTSIDE: Austea / Step/Step Melange / Leather Look *							
	CODE	DESCRIPTION	WIDTH	DEPTH	HEIGHT	SEAT	G1 (£)	G2 (£)	
	G5A0319/P1	Armchair, steel frame. Base: swivel, height adjustable, 5-star die-cast polished aluminium with 65mm castors.	735	735	700-830	370-500	1333	1400	
	G5A0328/P1	Armchair, steel frame. Base: swivel, height adjustable, 5-star black powder-coated aluminium with 65mm castors.	735	735	700-830	370-500	1142	1204	
	G5A0324/P1	Armchair, steel frame. Base: swivel, height adjustable, 5-star black plastic with 65mm castors.	735	735	700-830	370-500	1103	1155	
	G5A0317/P1	Armchair, steel frame. Swivel mechanism with height adjustment. 4-star base: polished die-cast aluminium on glides.	775	775	705-835	375-505	1155	1223	
	G5A0318/P1	Armchair, steel frame. Swivel mechanism with height adjustment. 4-star base: black powder-coated aluminium on glides.	775	775	705-835	375-505	987	1035	

	CODE	DESCRIPTION	WIDTH	DEPTH	HEIGHT	SEAT	G1 (£)	G2 (£)
	G5A0326/P1	High back lounge chair. Steel frame. Swivel mechanism with height adjustment. 4-star base: polished die-cast aluminium on glides.	875	875	1260-1390	420-550	2046	2180
	G5A0327/P1	High back lounge chair. Steel frame. Swivel mechanism with height adjustment. 4-star base: black powder-coated aluminium on glides.	875	875	1260-1390	420-550	1851	1980
	G5A0325/P1	High back lounge chair. Steel frame. Base: solid ash wood on glides.	830	840	1245	400	2096	2236

INSIDE: Valencia C5 / Cyber / Velito / Synergy *		OUTSIDE: Valencia C5 / Leather Look / Cyber / Velito / Synergy *					
	CODE	DESCRIPTION	WIDTH	DEPTH	HEIGHT	SEAT	RSP (£)
	G5A0299/P2	Meeting chair. Steel frame. Base: powder-coated wire steel frame on glides. Stackable (up to 5).	500	565	805	465	686
	G5A0305/P2	Set of meeting chairs (3 pcs.). Steel frame. Base: powder-coated wire steel frame on glides. Stackable (up to 5).	500	565	805	465	1728
	G5A0308/P2	Meeting chair. Steel frame. Base: solid ash wood on glides.	500	570	810	470	893
	G5A0293/P2	Stool. For 1050mm height desks. Steel frame. Powder-coated wire steel frame. Stackable (up to 3 chairs).	455	465	945	735	764
	G5A0294/P2	Set of stools (3 pcs.). For 1050mm height desks. Steel frame. Powder-coated wire steel frame. Stackable (up to 3 chairs).	455	465	945	735	1811
	G5A0295/P2	Stool. For 900mm height desks. Steel frame. Powder-coated wire steel frame. Stackable (up to 3 chairs).	455	465	845	635	683
	G5A0296/P2	Set of stools (3 pcs.). For 900mm height desks. Steel frame. Powder-coated wire steel frame. Stackable (up to 3 chairs).	455	465	845	635	1790

	CODE	DESCRIPTION	WIDTH	DEPTH	HEIGHT	SEAT	RSP (£)
	G5A0297/P2	Stool. For 1050mm height desks. Steel frame. Base: solid ash wood with painted metal footing and glides.	510	505	945	735	1090
	G5A0298/P2	Stool. For 900mm height desks. Steel frame. Base: solid ash wood with painted metal footing and glides.	505	505	845	635	1047
	G5A0309/P2	Armchair, steel frame. Base: powder-coated wire steel frame on glides.	600	555	800	465	1097
	G5A0316/P2	Armchair, steel frame. Base: solid ash wood on glides.	600	555	805	470	1344
	G5A0463/P2	Armchair, steel frame. Base: swivel, pyramid type powder-coated wire steel with castors. The seat height is not adjustable.	680	680	820	490	1357
	G5A0463/P4	Armchair, steel frame. Base: swivel, pyramid type powder-coated wire steel with hollow castors. The seat height is not adjustable.	680	680	820	490	1403

INSIDE: Valencia C5 / Cyber / Velito / Synergy *		OUTSIDE: Valencia C5 / Leather Look / Cyber / Velito / Synergy *					
	CODE	DESCRIPTION	WIDTH	DEPTH	HEIGHT	SEAT	RSP (£)
	G5A0319/P2	Armchair, steel frame. Base: swivel, height adjustable, 5-star die-cast polished aluminium with 65mm castors.	735	735	700-830	370-500	1473
	G5A0328/P2	Armchair, steel frame. Base: swivel, height adjustable, 5-star black powder-coated aluminium with 65mm castors.	735	735	700-830	370-500	1287
	G5A0324/P2	Armchair, steel frame. Base: swivel, height adjustable, 5-star black plastic with 65mm castors.	735	735	700-830	370-500	1237
	G5A0317/P2	Armchair, steel frame. Swivel mechanism with height adjustment. 4-star base: polished die-cast aluminium on glides.	775	775	705-835	375-505	1300
	G5A0318/P2	Armchair, steel frame. Swivel mechanism with height adjustment. 4-star base: black powder-coated aluminium on glides.	775	775	705-835	375-505	1112

	CODE	DESCRIPTION	WIDTH	DEPTH	HEIGHT	SEAT	RSP (£)
	G5A0326/P2	High back lounge chair. Steel frame. Swivel mechanism with height adjustment. 4-star base: polished die-cast aluminium on glides.	875	875	1260-1390	420-550	2361
	G5A0327/P2	High back lounge chair. Steel frame. Swivel mechanism with height adjustment. 4-star base: black powder-coated aluminium on glides.	875	875	1260-1390	420-550	2166
	G5A0325/P2	High back lounge chair. Steel frame. Base: solid ash wood on glides.	830	840	1245	400	2417

Twist & Sit Soft

Lounge chairs + Sofas

TECHNICAL INFO



Twist & Sit Soft lounge seaters will help you add a homely feel to your office spaces and create a relaxing atmosphere. Available in different sizes and high-back or low-back versions the chairs allow you to transition smoothly from individual tasks to team meetings or chatting with colleagues.

Thanks to the recurrent design motives, the lounge chairs, armchairs and sofas fit together perfectly with the rest of the Twist & Sit range, help to create a uniform style and ensure a broader range of potential uses.

Well-rounded shapes and a distinctive connection between the lower and upper parts of the backrest create an expressive and instantly recognisable look. The immaculate appearance is achieved with stitching details extending smoothly throughout the surface of the seater from top to bottom.


Twist & Sit Soft seaters ensure a comfortable sitting experience thanks to the increased thickness of the PU padding. Besides highlighting the visually distinctive design of the seater, the design elements of the backrest also serve an important function as the

Materials

Fabric (P1)*

Berta
Camira Era
Gabriel Step/Step melange
Leather Look

Fabric (P2)*

Valencia C5
Gabriel Cyber 
Leather Look
Gabriel Velito
Camira Synergy

Metal Legs


White (MA03)
Black (MA01)
Grey (MA02)
Dark Grey (MA04)
Deep Bronze (MA05)

Wooden Legs

Ash stained Light Grey (NB01)
Ash stained Black (NB02)

Glides

Soft floor
Hard floor









 Sustainable / natural









recessed lower part of the backrest subtly conforms to the natural contours of the spine, making the user feel comfortable. The side openings facilitate movement of air and come in handy when moving the seater from one place to another. A high-back seater will help you ensure a greater level of privacy serving as a barrier from background noise.









With its special stitching pattern and a wide range of fabric and leather look options, Twist & Sit Soft will enable you to choose the best single-colour or two-tone seaters for your office interior.









The lacquered solid ash wood is ideal for those who appreciate an authentic look, whereas the lacquered black stained option is perfect for those who opt for a unique style. Both options are easily compatible with different seater bases.




High-back seaters may come with optional accessories which can serve as additional statement pieces. The round wooden knob can be used for convenient hanging of personal items. The left-handed or right-handed swivel table provides a convenient surface for placing a laptop, a cup of coffee or a book.

G1 INSIDE: Berta / Era *		G2 INSIDE: Austea / Step/Step Melange / Era / Leather Look *							
G1 OUTSIDE: Berta / Era *		G2 OUTSIDE: Austea / Step/Step Melange / Leather Look *							
	CODE	DESCRIPTION	WIDTH	DEPTH	HEIGHT	SEAT	G1 (£)	G2 (£)	
	G5A0435/P1	Low back lounge chair, steel frame, base: powder-coated wire steel frame on glides	725	685	390	815	1813	1910	
	G5A0436/P1	2-seater	1325	685	390	815	3447	3653	
	G5A0438/P1	3-seaterw	1960	685	390	815	4793	5061	
	G5A0444/P1	High back lounge chair, steel frame, base: powder-coated wire steel frame on glides	805	785	390	1280	2869	3071	
	G5A0446/P1	2-seater	1405	785	390	1280	4951	5318	
	G5A0447/P1	3-seater	2040	785	390	1280	7802	8412	
	G5A0526/P1	Low back lounge chair, steel frame, 4-star swivel base with height adjustment: polished on glides	875	875	425-555	855-985	1824	1928	
	G5A0443/P1	Low back lounge chair, steel frame, 4-star swivel base with height adjustment: black powder-coated on glides	875	875	425-555	855-985	1741	1835	

	CODE	DESCRIPTION	WIDTH	DEPTH	HEIGHT	SEAT	G1 (£)	G2 (£)
	G5A0525/P1	High back lounge chair, steel frame, swivel mechanism with height adjustment, 4-star swivel base with height adjustment: polished on glides	875	875	425-555	1315-1445	2697	2884
	G5A0452/P1	4-star swivel base with height adjustment: black powder-coated on glides	875	875	425-555	1315-1445	2604	2796
	G5A0439/P1	Low back lounge chair, steel frame, base: solid ash wood on glides	725	710	395	820	2147	2244
	G5A0440/P1	2-seater	1325	710	395	820	3909	4101
	G5A0442/P1	3-seater	1960	710	395	820	5192	5455
	G5A0448/P1	High back lounge chair, steel frame, base: solid ash wood on glides	805	805	395	1285	3179	3371
	G5A0450/P1	2-seater	1405	805	395	1285	5520	5883
	G5A0451/P1	3-seater	2040	805	395	1285	8655	9270

INSIDE: Valencia C5 / Cyber / Velito / Synergy *		OUTSIDE: Valencia C5 / Leather Look / Cyber / Velito / Synergy *						
	CODE	DESCRIPTION	WIDTH	DEPTH	HEIGHT	SEAT	RSP (£)	
	G5A0435/P2	Low back lounge chair, steel frame, base: powder-coated wire steel frame on glides	725	685	390	815	1988	
	G5A0436/P2	2-seater low back sofa, steel frame, base: powder-coated wire steel frame on glides	1325	685	390	815	3825	
	G5A0438/P2	3-seater low back sofa, steel frame, base: powder-coated wire steel frame on glides	1960	685	390	815	5289	
	G5A0444/P2	High back lounge chair, steel frame, base: powder-coated wire steel frame on glides	805	785	390	1280	3246	
	G5A0446/P2	2-seater high back sofa, steel frame, base: powder-coated wire steel frame on glides	1405	785	390	1280	5628	
	G5A0447/P2	3-seater high back sofa, steel frame, base: powder-coated wire steel frame on glides	2040	785	390	1280	8919	
	G5A0526/P2	Low back lounge chair, steel frame, 4-star swivel base with height adjustment: polished on glides	875	875	425-555	855-985	2006	
	G5A0443/P2	Low back lounge chair, steel frame, 4-star swivel base with height adjustment: black powder-coated on glides	875	875	425-555	855-985	1923	

	CODE	DESCRIPTION	WIDTH	DEPTH	HEIGHT	SEAT	RSP (£)
	G5A0525/P2	High back lounge chair, steel frame, 4-star swivel base with height adjustment: polished on glides	875	875	425-555	1315-1445	3049
	G5A0452/P2	High back lounge chair, steel frame, 4-star swivel base with height adjustment: black powder-coated on glides	875	875	425-555	1315-1445	2961
	G5A0439/P2	Low back lounge chair, steel frame, base: solid ash wood on glides	725	710	395	820	2327
	G5A0440/P2	2-seater low back sofa, steel frame, base: solid ash wood on glides	1325	710	395	820	4255
	G5A0442/P2	3-seater low back sofa, steel frame, base: solid ash wood on glides	1960	710	395	820	5667
	G5A0448/P2	High back lounge chair, steel frame, base: solid ash wood on glides	805	805	395	1285	3536
	G5A0450/P2	2-seater high back sofa, steel frame, base: solid ash wood on glides	1405	805	395	1285	6187
	G5A0451/P2	3-seater high back sofa, steel frame, base: solid ash wood on glides	2040	805	395	1285	9782

	CODE	DESCRIPTION	WIDTH	DEPTH	HEIGHT	RSP (£)
	G5Z0007	Wooden knob (for R/H or L/H side)	Ø70	Ø70	-	84
	G5Z0008	Swivel plywood table (R/H) with painted metal housing. Tabletop height - 665mm from the ground	295	365	128	520
	G5Z0009	Swivel plywood table (L/H) with painted metal housing. Tabletop height - 665mm from the ground	295	365	128	519

Tula

Lounge chairs

TECHNICAL INFO




Tula's distinct rounded seat shape creates a comfortable and inviting range of lounge seating. The two tone design means you can mix and match outer shell and seat fabrics to create vibrant seating areas in your workplace.

Choose from 4 base options to suit your requirements including swivel base with or without castors and solid wood legs.


A wide range of fabric colours and finishes are available including Leather Look.

Materials

Fabric (P1)

Berta
Camira Era
Gabriel Step/Step Melange
Leather Look
Audėjas Austea 

Fabric (P2)

Camira Era
Gabriel Cyber 
Gabriel Step/Step Melange
Gabriel Velito
Camira Synergy

Metal

Black (MA01)
White (MA03)
Grey (MA02)
Deep Bronze (MA05)
Dark Grey (MA04)

Pyramid base

Black (MA01)
White (MA03)
Grey (MA02)
Dusty Rose (MA06)
Avocado Green (MA07)

Wooden legs






Stained Nat. Ash (NB01)
Ash stained Black (NB02)

4-star / 5-star base






Aluminium

 Sustainable / natural

G1 INSIDE:
Berta / Era *G2 INSIDE:
Era / Step/Step Melange / Leather Look / Austea *G1 OUTSIDE:
Berta / Era / Step/Step MelangeG2 OUTSIDE:
Era / Step/Step Melange / Leather Look / Austea *

	CODE	DESCRIPTION	WIDTH	DEPTH	HEIGHT	SEAT	G1 (£)	G2 (£)
	G5R0206/P1	Armchair, steel frame. Base: swivel, pyramid type powder-coated wire steel with solid castors. Seat height not adjustable.	680	680	835	500	1124	1134
	G5R0206/P3	Armchair, steel frame. Base: swivel, pyramid type powder-coated wire steel with hollow castors. Seat height not adjustable.	680	680	835	500	1175	1185
	G5R0205/P1	Armchair. Steel frame. Base: swivel, height adjustable, 5 star die-cast polished aluminium with castors.	680	680	775 - 895	435 - 555	1098	1123
	G5R0203/P1	Armchair. Steel frame. Base: swivel, height adjustable, polished aluminium.	670	670	740 - 860	405 - 525	1094	1094
	G5R0021/P1	Armchair. Steel frame. Base: ash solid wood.	620	640	800	440	1100	1110

G1 INSIDE:
Era / Step/Step Melange / Velito / Synergy / Cyber *G2 INSIDE:
Cyber / Velito / Synergy *G1 OUTSIDE:
Era / Step/Step Melange / Velito / Synergy *G2 OUTSIDE:
Cyber / Velito / Synergy / Leather Look *

	CODE	DESCRIPTION	WIDTH	DEPTH	HEIGHT	SEAT	G1 (£)	G2 (£)
	G5R0206/P2	Armchair, steel frame. Base: swivel, pyramid type powder-coated wire steel with solid castors. Seat height not adjustable.	680	680	835	500	1185	1231
	G5R0206/P4	Armchair, steel frame. Base: swivel, pyramid type powder-coated wire steel with hollow castors. Seat height not adjustable.	680	680	835	500	1231	1287
	G5R0205/P2	Armchair. Steel frame. Base: swivel, height adjustable, 5 star die-cast polished aluminium with castors.	680	680	775 - 895	435 - 555	1159	1194
	G5R0203/P2	Armchair. Steel frame. Base: swivel, height adjustable, polished aluminium.	670	670	740 - 860	405 - 525	1119	1160
	G5R0021/P2	Armchair. Steel frame. Base: ash solid wood.	620	640	800	440	1146	1186

Vegas

Lounge chairs

TECHNICAL INFO



The simple reclined form of the Vegas lounge chair means you can sink into it and remain comfortable.

Perfect for breakout meeting spaces and chillout zones the chrome sled style legs help it feel lightweight and subtle. Choose from a wide range of fabric finish options including genuine Leather.

Materials

G1 Fabric*

Camira Era
Berta

G2 Fabric*

Leather Look
Gabriel Step/Step Melange
Camira Xtreme

G3 Fabric*

Gabriel Velito
Camira Synergy

G4 Fabric

Genuine Leather

Frame

Black (MA01)
Grey (MA02)
Dark Grey (MA04)
Chrome (MB01)

Sustainable / natural

	CODE	DESCRIPTION	WIDTH	DEPTH	HEIGHT	SEAT	G1 (£)	G2 (£)	G3 (£)	G4 (£)
	G5R0080/P1	Lounge chair with ribbed stitching, painted steel base	690	727	730	320	1150	1171	1297	1661
	G5R0090/P1	Lounge chair with one connecting stitch, painted steel base	690	725	730	320	1136	1158	1289	1557
	G5R0080/P2	Lounge chair with ribbed stitching, polished chrome metal base	690	727	730	320	1218	1239	1386	1687
	G5R0090/P2	Lounge chair with one connecting stitch, polished chrome metal base	690	725	730	320	1210	1226	1373	1636

* Narbutas offer limited options from popular fabric ranges on their products - please see [Narbutas Fabrics List](#) for details

Pixel

Lounge chairs + Sofas

TECHNICAL INFO






The Pixel range offers 3 sofas in a range of fabric possibilities including genuine Leather.

The simple lines and reclined design make a smart but comfortable addition to your workspace, ideal for receptions, waiting areas or cosy training rooms.

Choose from 1 2 or 3 seater options which can be mixed and matched to suit your space.

Materials

- G1 Fabric**
Leather Look
- G2 Fabric***
Gabriel Velito
Camira Synergy
- G3 Fabric**
Genuine Leather

	CODE	DESCRIPTION	WIDTH	DEPTH	HEIGHT	G1 (£)	G2 (£)	G3 (£)
	SWA100	1 seater sofa	660	740	820	2402	2552	2996
	SWA200	2 seater sofa	1320	740	820	3717	3995	4756
	SWA300	3 seater sofa	1980	740	820	5010	5385	6470

* Narbutas offer limited options from popular fabric ranges on their products - please see [Narbutas Fabrics List](#) for details

Cannie

Stools

TECHNICAL INFO



Designed by the Italian studio S.I. Design, the **Cannie collection of stools combines high-quality materials into a simple yet playful design that is easily adaptable to different interiors.**

Available in three heights, Cannie may look like a simple stool, but it is guaranteed to offer high quality and comfort to its users. When sitting on a high or medium high stool, you can place your feet comfortably on the footrest.

Cannie stools are easy to disassemble, sort and recycle. The plastic seat and footrest are fully recyclable, as are

the solid wood legs. The varnish and paints are water-based and therefore have low emissions of volatile organic compounds.

Cannie stools of different heights can be used in office collaborative or meeting spaces, an office kitchen as well as in public spaces. Designers will enjoy combining these stools in different interiors and will be able to choose the colours of the legs, the footrest as well as the plastic of the hard part of the seat and upholstery of the seat. That is 1620 possible combinations in total!

Materials

G1 Fabric*

Berta
Camira Era

G2 Fabric*

Leather Look
Gabriel Step/Step Melange
Camira Xtreme ♻️
Audėjas Austea ♻️

G3 Fabric*

Spradling Valencia C5
Gabriel Cyber ♻️
Gabriel Velito
Camira Synergy




Wooden legs

Stained Natural Ash (NB01)
Ash stained Black (NB02)

Plastic

White (TB04)
Dark Grey (TB06)
Sage Green (TB09)
Dark Coral (TB07)
Blue (TB05)
Mustard Yellow (TB08)

♻️ Sustainable / natural

	CODE	DESCRIPTION	WIDTH	DEPTH	HEIGHT	G1 (£)	G2 (£)	G3 (£)
	G5A0013	High stool for H1050mm desks. Upholstered seat pad with plastic seat shell. Natural ash wood 4 leg base with plastic footrest and glides.	455	455	790	525	531	545
	G5A0020	Medium high stool for H900mm desks. Upholstered seat pad with plastic seat shell. Natural ash wood 4 leg base with plastic footrest and glides.	425	425	690	487	497	512
	G5A0021	Stool for H740mm desks. Upholstered seat pad with plastic seat shell. Natural ash wood 4 leg base on glides.	370	370	500	385	395	410

* Narbutas offer limited options from popular fabric ranges on their products - please see [Narbutas Fabrics List](#) for details

Wobby

Pivoting task stool



TECHNICAL INFO

Materials

G1 Fabric*

- Berta
- Camira Era
- Fidivi Bondai

G2 Fabric*

- Leather Look
- Gabriel Step/Step Melange
- Camira Xtreme ♻️
- Audējas Austea ♻️

G3 Fabric*

- Gabriel Cyber ♻️
- Gabriel Velito
- Camira Synergy

G4 Fabric

- Genuine Leather

♻️ Sustainable / natural

The Wobby pivoting stool offers a healthier sitting alternative and a solution for increased productivity at work. The modern and sleek design is an ideal accompaniment for a sit/stand desk.

The unique pivoting system means the seat can be tilted up to 8 degrees in all directions and rotated 360 degrees, together with the stable, non-skid base surface allowing it to be used as a support when standing to work.

The seat height is simple to adjust to your individual needs using the elegant brown leather strap.

	CODE	DESCRIPTION	WIDTH	DEPTH	HEIGHT	G1 (£)	G2 (£)	G3 (£)	G4 (£)
--	------	-------------	-------	-------	--------	--------	--------	--------	--------



G5A0389

Active seating task stool, height adjustable with tilting column, Ø400mm black plastic base


400 400 590-860 **827** **832** **837** **920**

* Narbutas offer limited options from popular fabric ranges on their products - please see [Narbutas Fabrics List](#) for details

Soft Rock

Modular soft seating

TECHNICAL INFO



Soft Rock low-frame lounge seaters, with a distinctive backrest, blend subtly into all kinds of lounge or workspaces and help to create a welcoming, safe and calm atmosphere for relaxation, informal meetings, collaboration or individual tasks. The synergy between rounded shapes and straight lines creates a unique, eye-catching yet simple design.

The flexible modular system consists of a series of lounge seaters available in different sizes and forms which can be easily combined or rearranged to make efficient use of the space. Choose from six main lounge

seaters available in different sizes, with straight or curved lines, and with or without a backrest.

Screens can be harmoniously integrated into the seating combinations and can change their purpose, like creating a more private area for individual work that requires concentration within an open space.



Soft Rock offers its users a convenient way of charging their mobile phones, laptops or other smart devices. The armrests of the Soft Rock furniture have in-built power sockets or fast charging USB ports.

Materials


G1 Fabric*

Berta
Camira Era

G2 Fabric*

Leather Look
Camira Xtreme 
Gabriel Step/Step Melange
Audėjas Austea 

G3 Fabric*

Valencia C5
Gabriel Cyber 
Gabriel Velito
Camira Synergy










Tabletop

Oak veneer (NA01)










Metal

Black (MA01)

 Sustainable / natural

	CODE	DESCRIPTION	WIDTH	DEPTH	HEIGHT	G1 (£)	G2 (£)	G3 (£)
	G5R0117	Lounge seater	600	800	400*	880	958	1041
	G5R0118	Lounge seater with backrest	600	800	690*	1264	1357	1456
	G5R0119	Lounge seater with backrest (long)	600	1250	690*	1714	1848	1978
	G5R0120	Corner lounge seater (90°)	800	800	400*	1086	1190	1304
	G5R0121	Curved lounge seater with backrest (+30°)	1008	837	690*	2090	2193	2297
	G5R0122	Curved lounge seater with backrest (-30°)	596	806	690*	1467	1554	1627
	G5E0100	Side armrest (R/H)	880	126	625 (688)*	431	535	648
	G5E0101	Side armrest (L/H)	880	126	625 (688)*	431	535	648
	G5E0102	Side armrest (Center)	880	126	625 (688)*	443	541	655







* Felt glides for hard floors (+) add 3mm to lounge seater height

	CODE	DESCRIPTION	WIDTH	DEPTH	HEIGHT	G1 (£)	G2 (£)	G3 (£)
	G5E0103	Side armrest (R/H) with 1 USB fast charger (type A+C). Power supply cable must be ordered seperately	880	126	625 (688)*	922	1026	1134
	G5E0104	Side armrest (L/H) with 1 USB fast charger (type A+C). Power supply cable must be ordered seperately	880	126	625 (688)*	924	1027	1137
	G5E0105	Side armrest (Center) with 1 USB fast charger (type A+C). Power supply cable must be ordered seperately	880	126	625 (688)*	935	1038	1152
	G5E0106	Side armrest (R/H) with 1 power socket. Power supply cable must be ordered seperately	880	126	625 (688)*	586	690	798
	G5E0107	Side armrest (L/H) with 1 power socket. Power supply cable must be ordered seperately	880	126	625 (688)*	581	684	793
	G5E0108	Side armrest (center) with 1 power socket Power supply cable must be ordered seperately	880	126	625 (688)*	593	691	805
	G5E0109	Armrest with metal base	435	168	145 (257) [†]	208	229	265
	G5E0110	Armrest with metal base and 1 USB fast charger (type A+C). Power supply cable must be ordered seperately.	435	168	145 (257) [†]	696	722	752
	G5E0111	Armrest with metal base and 1 power socket Power supply cable must be ordered seperately	435	168	145 (257) [†]	361	386	417

* Felt glides for hard floors (+) add 3mm to lounge seater height
[†] Height with metal base

	CODE	DESCRIPTION	WIDTH	DEPTH	HEIGHT	G1 (£)	G2 (£)	G3 (£)
	G4D0031	Low screen (R/H)	880	36	650 (713)*	299	324	361
	G4D0032	Low screen (L/H)	880	36	650 (713)*	299	324	361
	G4D0033	Low screen (Center)	880	36	650 (713)*	309	341	376
	G4D0034	High screen (R/H)	880	36	1200 (1263)*	498	555	633
	G4D0035	High screen (L/H)	880	36	1200 (1263)*	498	555	633
	G4D0036	High screen (Center)	880	36	1200 (1263)*	517	574	646
	SRS407	Screen (Center) with plywood table (350 x 394 H=18mm). Tabletop height - 700mm from the ground	880	36	1200 (1263)*	650	712	780

* Height from the ground


	CODE	DESCRIPTION	WIDTH	DEPTH	HEIGHT	RSP (£)
	G9A0022	Set of linking parts for lounge seaters	204	50	15	24
	PL-UKWF/01	1m power cable, mains to GST 3-pole female connector, black				19
	PL-UKWF/02	2m power cable, mains to GST 3-pole female connector, black				19
	PL-UKWF/03	3m power cable, mains to GST 3-pole female connector, black				23
	PL-WMWF/01	1m connector cable, GST 3-pole male to female connector, black				17
	PL-WMWF/02	2m connector cable, GST 3-pole male to female connector, black				20
	G6F0444	Distributor block GST18i3 (1 IN, 2 OUT)				27
	G6F0445	Distributor block GST18i3 (1 IN, 3 OUT)				46
	G6F0446	Distributor block GST18i3 (1 IN, 5 OUT)				70

* Height with metal base

Jazz Chill Out

Modular soft seating

TECHNICAL INFO



With its simple shapes and sharp lines Jazz modular soft seating works in almost any setting, ideal for reception and waiting areas and breakout spaces.

The sloped backrests and raised armrests provide a high level of comfort and the variety of fabrics available means that colours can be easily mixed and matched and swapped as desired.




The simple table design can be added in any section of seating and moved as required and aligned with power sockets in poufs to create a flexible individual workspace.

Jazz lounge seating works seamlessly with Jazz silent booth for increased privacy and sound absorption.

Fabrics can also be matched with Modus acoustic panels to create permanent alcove seating, ideal for dining areas and reception areas.

Materials





Fabric*





Berta
Camira Era
Gabriel Step/Step Melange
Camira Xtreme 
Gabriel Cyber 
Audéjas Austea 
Gabriel Velito
Camira Synergy
Leather Look
Valencia C5
Genuine Leather



Metal





Black (MA01)
White (MA03) - *Table only*




 Sustainable / natural

G1: Berta Era*		G2: Leather Look Xtreme* Step/Step Melange* Austea*		G3: Valencia C5* Cyber* Velito* Synergy*		G4: Genuine Leather				
	CODE	DESCRIPTION	WIDTH	DEPTH	HEIGHT	SEAT	G1 (£)	G2 (£)	G3 (£)	G4 (£)
	G5R0001	Pouf. Base - black painted metal.	600	600	400	400	638	669	742	1032
	G5R0002	Pouf. Base - black painted metal.	800	600	400	400	867	909	991	1400
	G5R0003	Pouf. Base - black painted metal.	1200	600	400	400	1124	1181	1341	1910
	G5R0004	Pouf. Base - black painted metal.	300	600	570	570	542	578	682	997

G1: Berta Era*		G2: Leather Look Xtreme* Step/Step Melange* Austea*		G3: Valencia C5* Cyber* Velito* Synergy*		G4: Genuine Leather				
	CODE	DESCRIPTION	WIDTH	DEPTH	HEIGHT	SEAT	G1 (£)	G2 (£)	G3 (£)	G4 (£)
	G5R0015/P1	Pouf with power socket on left hand side. Base - black painted metal.	800	600	400	400	1022	1068	1146	1762
	G5R0016/P1	Pouf with power socket on right hand side. Base - black painted metal.	800	600	400	400	1022	1068	1146	1762
	G5R0115/P1	Pouf with USB fast charger on left hand side. Base - black painted metal.	800	600	400	400	1234	1276	1363	1932
	G5R0116/P1	Pouf USB fast charger on right hand side. Base - black painted metal.	800	600	400	400	1234	1276	1363	1932

	CODE	DESCRIPTION	WIDTH	DEPTH	HEIGHT	RSP (£)
	G2Z0035	Metal table, black or white	602	400	122	214
	G6F0322	Linking brackets (2pcs) for creating combinations, black	40	45	113	38

G1: Berta	G2: Era*	G3: Leather Look	G4: Xtreme*	G5: Austea*	G6: Step/Step M.*							
	CODE	DESCRIPTION	WIDTH	DEPTH	HEIGHT	SEAT	G1 (£)	G2 (£)	G3 (£)	G4 (£)	G5 (£)	G6 (£)
	SGA103/P1	Pouf with backrest (800x200, H250). Base - black painted rectangular metal tube/frame.	800	600	650	400	1153	1153	1206	1206	1206	1206
	SGA104/P1	Pouf with right side backrest (700x200, H250). Base - black painted metal.	800	600	650	400	1086	1086	1174	1174	1174	1174
	SGA105/P1	Pouf with left side backrest (700x200, H250). Base - black painted metal.	800	600	650	400	1086	1086	1174	1174	1174	1174
	SGA106/P1	Pouf with angular backrest (600x600, H250). Base - black painted metal.	600	600	650	400	1169	1169	1247	1247	1247	1247

G1: Valencia C5*	G2 SEAT: Synergy*	G2 BACKREST: Synergy*	G3: Velito*	G4: Cyber*	G5: Genuine Leather						
	CODE	DESCRIPTION	WIDTH	DEPTH	HEIGHT	SEAT	G1 (£)	G2 (£)	G3 (£)	G4 (£)	G5 (£)
	SGA103/P2	Pouf with backrest (800x200, H250). Base - black painted rectangular metal tube/frame.	800	600	650	400	1344	1344	1344	1344	1914
	SGA104/P2	Pouf with right side backrest (700x200, H250). Base - black painted metal.	800	600	650	400	1318	1318	1318	1318	1831
	SGA105/P2	Pouf with left side backrest (700x200, H250). Base - black painted metal.	800	600	650	400	1318	1318	1318	1318	1831
	SGA106/P2	Pouf with angular backrest (600x600, H250). Base - black painted metal.	600	600	650	400	1361	1361	1361	1361	2323

Giro

Poufs

TECHNICAL INFO



Materials

G1 Fabric*

Berta
Camira Era

G2 Fabric*

Leather Look
Gabriel Step/Step Melange
Audéjas Austea ♻️


G3 Fabric*

Valencia C5
Gabriel Cyber ♻️
Gabriel Velito
Camira Synergy

G4 Fabric

Genuine Leather

♻️ Sustainable / natural



Easy to move and transport due to their lightweight design Giro poufs make a colourful but practical addition to any workspace.

Available in 2 different heights and 3 widths with optional castors and a variety of fabric possibilities Giro poufs allow you to quickly and easily create inviting breakout spaces in any area of your workspace.


	CODE	DESCRIPTION	WIDTH	HEIGHT	G1 (£)	G2 (£)	G3 (£)	G4 (£)
	G5R0011	Round pouf with black melamine base and castors	Ø400	490	334	350	391	635
	G5R0012	Round pouf with black melamine base and plastic supports	Ø400	450	277	291	359	581
	G5R0013	Round pouf with black melamine base and plastic supports	Ø600	350	423	449	495	842
	G5R0014	Round pouf with black melamine base and plastic supports	Ø800	350	663	678	755	1263

* Narbutas offer limited options from popular fabric ranges on their products - please see [Narbutas Fabrics List](#) for details

Arcipelago

Modular soft seating

TECHNICAL INFO



Create modern and functional office or public spaces with Arcipelago, a modular lounge seating system offering endless configuration possibilities whether individual workspaces, waiting areas, private meeting spaces or open meeting areas.


Thanks to its flexibility and 3 different height adjustment options, Arcipelago is a great choice for workspaces of any size and style. The high-back option provides more privacy and acoustic comfort.

Choose from a wide range of fabrics and colours or mix and match them to create a unique style for your office. Backrests and seat cushions can be easily removed and swapped. Choose your favourite configuration from standard options or build your custom configurations by mixing and matching modular components. Arcipelago is easy to assemble, disassemble or reassemble.

Arcipelago comes with well-designed accessories including: tables mounted between seats with integrated power socket and USB fast charger, mobile tables and armrests with power socket and USB fast charger.

Materials

Fabrics*

Berta
Valenca C5
Camira Synergy
Gabriel Cyber 
Step/Step Melange

Band A MFC

Whitened Oak (PA06)
Amber Oak (PA07)
White (PA01)
Pearl Grey (PA02)

Band B MFC

Sand Ash (PA09)
Dark Walnut (PA10)
Grey Wood (PA08)
Cubanit Grey (PA04)








Veneer

Oak (NA01)
Walnut (NA03)
Ash (NA04)








Metal Legs







Black Metal (MA01)
White Metal (MA03)
Grey Metal (MA02)








 Sustainable / natural

G1: Metal Legs Berta		G2: Wooden Legs Berta		G3: Metal Legs Step/Step Melange* Austea*		G4: Wooden Legs Step/Step Melange* Austea*		G5: Metal Legs Valencia C5* Cyber* Synergy*		G6: Wooden Legs Valencia C5* Cyber* Synergy*	
	CODE	DESCRIPTION	WIDTH	DEPTH	HEIGHT	G1 (£)	G2 (£)	G3 (£)	G4 (£)	G5 (£)	G6 (£)
	SHA100	1 seater pouf	640	640	420	675	820	706	851	782	927
	SHA200	2 seater pouf	1280	640	420	1161	1306	1207	1352	1353	1498
	SHA300	3 seater pouf	1920	640	420	1641	1786	1743	1888	1899	2044
	SHA101	1 seater curved pouf	1020	710	420	945	1090	1022	1167	1105	1250
	SHA400	4 seater curved pouf	2680	1340	420	3789	4146	3981	4338	4367	4724
	SHA102	1 seater sofa	730	705	830	2154	2299	2304	2449	2493	2638
	SHA201	2 seater sofa	1370	705	830	3216	3361	3424	3569	3750	3895









	CODE	DESCRIPTION	WIDTH	DEPTH	HEIGHT	G1 (£)	G2 (£)	G3 (£)	G4 (£)	G5 (£)	G6 (£)
	SHA301	3 seater sofa	2010	705	830	4145	4290	4471	4616	4854	4999
	SHA401	4 seater sofa	2650	705	830	6038	6328	6435	6725	6979	7269
	SHA402	4 seater curved sofa	2810	1450	830	8962	9319	9494	9851	10483	10840
	SHA500	6 seater sofa	3290	705	830	6978	7268	7531	7821	8084	8374
	SHA010	10 seater curved sofa	2810	3370	830	16787	17434	17872	18519	19534	20181

G1: Metal Legs Berta		G2: Wooden Legs Berta		G3: Metal Legs Step/Step Melange* Austea*		G4: Wooden Legs Step/Step Melange* Austea*		G5: Metal Legs Valencia C5* Cyber* Synergy*		G6: Wooden Legs Valencia C5* Cyber* Synergy*	
	CODE	DESCRIPTION	WIDTH	DEPTH	HEIGHT	G1 (£)	G2 (£)	G3 (£)	G4 (£)	G5 (£)	G6 (£)
	SHA104	1 seater pouf segment	640	640	420	654	721	685	752	761	828
	SHA204	2 seater pouf segment	1280	640	420	1140	1207	1186	1253	1332	1399
	SHA303	3 seater pouf segment	1920	640	420	1620	1687	1722	1789	1878	1945
	SHA105	1 seater curved pouf segment	1020	710	420	924	991	1001	1068	1084	1151
	SHA1R0	Right side 1 seater sofa segment	685	705	830	1773	1840	1917	1984	2065	2132
	SHA1L0	Left side 1 seater sofa segment	685	705	830	1778	1845	1922	1989	2071	2138
	SHA1M0	Middle 1 seater sofa segment	640	705	830	1385	1452	1477	1544	1616	1683




	CODE	DESCRIPTION	WIDTH	DEPTH	HEIGHT	G1 (£)	G2 (£)	G3 (£)	G4 (£)	G5 (£)	G6 (£)
	SHA2M0	Middle 2 seater sofa segment	1280	705	830	2444	2511	2598	2665	2874	2941
	SHA3M0	Middle 3 seater sofa segment	1920	705	830	3384	3451	3694	3761	3979	4046
	SHA1R1	Right side 1 seater curved sofa segment	1080	760	830	2454	2521	2624	2691	2877	2944
	SHA1L1	Left side 1 seater curved sofa segment	1080	760	830	2460	2527	2627	2694	2882	2949
	SHA1M1	Middle 1 seater curved sofa segment	1080	705	830	2069	2136	2232	2299	2430	2497
	SHA1M4	Middle angular (90°) one seater segment with 2 legs	705	705	830	2256	2323	2394	2461	2558	2625

		G1: Metal Legs Berta		G2: Metal Legs Austea*		G3: Metal Legs Step/Step Melange*		G4: Metal Legs Cyber*		G5: Metal Legs Synergy*	
	CODE	DESCRIPTION	WIDTH	DEPTH	HEIGHT	G1 (£)	G2 (£)	G3 (£)	G4 (£)	G5 (£)	
	SHA103/P1	1 seater highback sofa	800	815	1380	3553	3697	3697	3903	3903	
	SHA203/P1	2 seater highback sofa	1440	815	1380	4930	5091	5091	5464	5464	
	SHA302/P1	3 seater highback sofa	2080	815	1380	6088	6345	6345	6801	6801	
	SHA403/P1	4 seater highback sofa	2720	815	1380	8734	9061	9061	9696	9696	
	SHA501/P1	6 seater highback sofa	3360	815	1380	9929	10353	10353	11066	11066	
	SHA404/P1	4 seater curved highback sofa	3030	1595	1380	13356	13911	13911	14879	14879	
	SHA011/P1	10 seater curved highback sofa	3030	3515	1380	23498	24447	24447	26257	26257	
	SHA1R2/P1	Right side 1 seater highback sofa segment	720	815	1380	2777	2902	2902	3075	3075	


	CODE	DESCRIPTION	WIDTH	DEPTH	HEIGHT	G1 (£)	G2 (£)	G3 (£)	G4 (£)	G5 (£)
	SHA1L2/P1	Left side 1 seater highback sofa segment	720	815	1380	2777	2902	2902	3075	3075
	SHA1M2/P1	Middle 1 seater highback sofa segment	640	815	1380	1867	1955	1955	2098	2098
	SHA2M1/P1	Middle 2 seater highback sofa segment	1280	815	1380	3269	3393	3393	3694	3694
	SHA3M1/P1	Middle 3 seater highback sofa segment	1920	815	1380	4464	4685	4685	5064	5064
	SHA1R3/P1	Right side 2 seater curved highback sofa segment	1160	875	1380	3898	4088	4088	4315	4315
	SHA1L3/P1	Left side 2 seater curved highback sofa segment	1160	875	1380	3898	4088	4088	4315	4315
	SHA1M3/P1	Middle 2 seater curved highback sofa segment	1140	875	1380	2989	3143	3143	3349	3349
	SHA1M5/P1	Highback middle angular (90°) one seater segment with 2 legs	815	815	1380	3310	3471	3471	3613	3613

G1: Metal Legs Berta*	G2: Metal Legs Austea*	G3: Metal Legs Step/Step Melange*	G4: Metal Legs Cyber*	G5: Metal Legs Synergy*						
					CODE	DESCRIPTION	WIDTH	DEPTH	HEIGHT	G1 (£)
	SHA103/P2	1 seater highback sofa	800	815	1380	3698	3842	3842	4048	4048
	SHA203/P2	2 seater highback sofa	1440	815	1380	5075	5236	5236	5609	5609
	SHA302/P2	3 seater highback sofa	2080	815	1380	6233	6490	6490	6946	6946
	SHA403/P2	4 seater highback sofa	2720	815	1380	9024	9351	9351	9986	9986
	SHA501/P2	6 seater highback sofa	3360	815	1380	10219	10643	10643	11356	11356
	SHA404/P2	4 seater curved highback sofa	3030	1595	1380	13713	14268	14268	15236	15236
	SHA011/P2	10 seater curved highback sofa	3030	3515	1380	24145	25094	25094	26904	26904
	SHA1R2/P2	Right side 1 seater highback sofa segment	720	815	1380	2844	2969	2969	3142	3142



	CODE	DESCRIPTION	WIDTH	DEPTH	HEIGHT	G1 (£)	G2 (£)	G3 (£)	G4 (£)	G5 (£)
	SHA1L2/P2	Left side 1 seater highback sofa segment	720	815	1380	2844	2969	2969	3142	3142
	SHA1M2/P2	Middle 1 seater highback sofa segment	640	815	1380	1934	2022	2022	2165	2165
	SHA2M1/P2	Middle 2 seater highback sofa segment	1280	815	1380	3336	3460	3460	3761	3761
	SHA3M1/P2	Middle 3 seater highback sofa segment	1920	815	1380	4531	4752	4752	5131	5131
	SHA1R3/P2	Right side 2 seater curved highback sofa segment	1160	875	1380	3965	4155	4155	4382	4382
	SHA1L3/P2	Left side 2 seater curved highback sofa segment	1160	875	1380	3965	4155	4155	4382	4382
	SHA1M3/P2	Middle 2 seater curved highback sofa segment	1140	875	1380	3056	3210	3210	3416	3416
	SHA1M5/P2	Highback middle angular (90°) one seater segment with 2 legs	815	815	1380	3377	3538	3538	3680	3680


G1: Band A MFC		G2: Band B MFC		G3: Oak / Walnut / Ash Veneer				
	CODE	DESCRIPTION	WIDTH	DEPTH	HEIGHT	G1 (£)	G2 (£)	G3 (£)
	G2A0911	Table with connections for mounting between seats	640	640	200	485	552	717
	G2A0604	Table with connections for mounting between seats and power socket	640	640	200	784	882	826
	G2A0605	Table with connections for mounting between seats and USB A+C Fast Charge module	640	640	200	997	1033	1027


G1: Band A MFC Top
 G2: Band B MFC Top
 G3: Oak / Walnut / Ash / Ash stained Black Veneer Top
 G4: Ash stained dark brown / Walnut stained Grey Veneer Top

	CODE	DESCRIPTION	WIDTH	DEPTH	HEIGHT	G1 (£)	G2 (£)	G3 (£)	G4 (£)
	SHD041	Mobi table with metal base	400	500	620	546	558	580	613

G1: Berta
 G2: Step/Step Melange / Austea *
 G3: Valencia C5 / Cyber / Synergy *

	CODE	DESCRIPTION	WIDTH	DEPTH	HEIGHT	G1 (£)	G2 (£)	G3 (£)
	G5H0701	Upholstered armrest with power socket	185	420	210	685	788	711
	G5H0702	Upholstered armrest with USB A+C Fast Charge	185	420	210	952	993	987

	CODE	DESCRIPTION	WIDTH	DEPTH	HEIGHT	RSP (£)
	G6F0359	Pair of connecting brackets Must be ordered for each connection of any two segments in modular system combination	-	-	-	59

G1: Black (MA01) / White (MA03) / Grey (MA02) metal		G2: Ash stained light grey (NB01) / Ash stained black (NB02)					
	CODE	DESCRIPTION	WIDTH	DEPTH	HEIGHT	G1 (£)	G2 (£)
	G3E0002	Set of legs, 2 pcs. (for seat height 420mm). One set must be ordered to complete each modular system combination	-	-	-	28	95

Accessories



Monitor arms

Power modules

Cable management

CPU holders


Drawers

Coat stands

Kardo®

Pole-mounted monitor arms

TECHNICAL INFO



The Kardo® fixed pole monitor arm is popular worldwide due to its appealing aesthetic and easy install design features.

We launched our first pole-mounted monitor arm in 2013 to help office workers avoid the risks associated with display screen equipment and save valuable desk space. With well over 250,000 units sold our Kardo® range has proved very popular and now includes arms for single, twin and quad screen setups.

Materials

- Metal
- Black (BK)
- White (WH)
- Grey (SV)

	CODE	DESCRIPTION	RSP (£)
	PMA521	Pole mounted monitor arm for single (1) screen 12.5 kg capacity	134
	PMA522	Pole mounted monitor arm for dual/twin (2) screens 2 x 10kg capacity	200
	PMA523	Pole mounted monitor arm for triple (3) screens 3 x 10kg capacity	357
	PMA524	Pole mounted monitor arm for quad (4) screens 4 x 8kg capacity	423
	PMSA521	Tool rail pole mounted monitor arm for single (1) screen 6kg capacity	131
	PMAOI-521	Inverted single arm only - to convert single to dual/twin 12.5kg capacity <i>Pole and desk-edge clamp not included</i>	115
	LVS001	Universal laptop desk stand / holder, compatible with Levo and Kardo monitor arms, 10kg capacity, available in Black (BK), Grey (SV) and White (WH)	67
	EP550	H550mm pole only <i>Desk-edge clamp not included</i>	21
	EP700	H700mm pole only <i>Desk-edge clamp not included</i>	23
	KMC1827	Low profile mini desk-edge clamp	15

Duro



Heavy duty monitor arms

TECHNICAL INFO



Create the ultimate multi-tasking display with our heavy duty three and six screen monitor arms.

Perfect for a range of different uses from a busy stock exchange to surveillance or even gaming and multimedia entertainment rigs.

	CODE	DESCRIPTION	RSP (£)
	PMA323	Triple screen heavy duty monitor arm, 3 x 10kg capacity Black	333
	PMA326	Six screen heavy duty monitor arm, 6 x 10kg capacity Black	559

Levo UPDATED

Dynamic monitor arm & twin rail



Our updated Levo monitor arm remains effortless to adjust whilst the unique connector pin system makes it easy to reconfigure for dual screens.

Simple to install, Levo is perfect for single or dual screens in agile working environments or with large touch screens at exhibitions or in reception areas.

TECHNICAL INFO

Materials

Metal
 Black (BK)
 White (WH)
Twin rail only available in black

	CODE	DESCRIPTION	RSP (£)
	GMA921	Levo dynamic monitor arm for single screen/monitor 10kg capacity Available in Black (BK) or White (WH)	200
	TSR902-BK	Levo dual screen mount to convert single arm to dual screens/monitors 2 x 4kg capacity (8kg total) Available in Black only	118
	GMA9TD-BK	Alternative through-desk clamp for Levo monitor arm Available in Black only	21
	LVS001	Universal laptop desk stand / holder, compatible with Levo and Kardo monitor arms, 10kg capacity, available in Black (BK) and White (WH)	67

Boost

Desktop power modules

TECHNICAL INFO



Type E (French) sockets available



Beautifully stylish and incredibly compact, the Boost desktop module provides power exactly where you need it while using minimal space on your desk.

Boost is designed to appear subtle and unobtrusive at the rear of the desktop, available in white or black.

The modules include a choice of 1, 2 or 4 individually fused UK power sockets with a neon master switch, with the option of USB-A & USB-C fast charge sockets and RJ45 Cat6 data sockets. Mains power cables are available with a choice of 2, 3 or 5 metre length.









Materials






Plastic / Aluminium

Black (BK)

White (WH)

Please note: 500mm drop cables match module colour. Starter cables and connector cables are black only. Please contact us for power and connector cables in white.

	CODE	DESCRIPTION	RSP (£)
	DPM-1P1N2C(A/C)	Desktop power module, 1 x Type G (UK) socket, 1 x USB-A + 1 x USB-C charge ports, with neon master switch <i>Power cable must be ordered</i>	113
	DPM-2P1N	Desktop power module, 2 x Type G (UK) sockets, with neon master switch <i>Power cable must be ordered</i>	75
	DPM-2P1N2C(A/C)	Desktop power module, 2 x Type G (UK) sockets, 1 x USB-A + 1 x USB-C charge ports, with neon master switch <i>Power cable must be ordered</i>	126
	DPM-2P(E)2C(A/C)	Desktop power module, 2 x Type E (French) sockets, 1 x USB-A + 1 x USB-C charge ports <i>Power cable must be ordered</i>	126
	DPM-2P1N2D	Desktop power module, 2 x Type G (UK) sockets, 2 x RJ45 data transfer ports, with neon master switch <i>Power / data cables must be ordered</i>	98
	DPM-2P1N2D2C(A/C)	Desktop power module, 2 x Type G (UK) sockets, 1 x USB-A + 1 x USB-C charge ports, 2 x RJ45 data transfer ports, with neon master switch <i>Power / data cables must be ordered</i>	149
	DPM-2P(E)2D2C(A/C)	Desktop power module, 2 x Type E (French) sockets, 1 x USB-A + 1 x USB-C charge ports, 2 x RJ45 data transfer ports <i>Power / data cables must be ordered</i>	149
	DPM-4P1N2C(A/C)	Desktop power module, 4 x Type G (UK) sockets, 1 x USB-A + 1 x USB-C charge ports, with neon master switch <i>Power cable must be ordered</i>	160

	CODE	DESCRIPTION	RSP (£)
	PL-UKWF/01	1m starter cable, mains to GST 3-pole female connector, black*	19
	PL-UKWF/02	2m starter cable, mains to GST 3-pole female connector, black*	19
	PL-UKWF/03	3m starter cable, mains to GST 3-pole female connector, black*	23
	PL-UKWF/04	4m starter cable, mains to GST 3-pole female connector, black*	28
	PL-UKWF/05	5m starter cable, mains to GST 3-pole female connector, black*	31
	PL-UKWF/06	6m starter cable, mains to GST 3-pole female connector, black*	41
	PL-UKWF/07	7m starter cable, mains to GST 3-pole female connector, black*	44
	PL-UKWF/08	8m starter cable, mains to GST 3-pole female connector, black*	48
	PL-UKWF/09	9m starter cable, mains to GST 3-pole female connector, black*	52
	PL-UKWF/10	10m starter cable, mains to GST 3-pole female connector, black*	57
	PL-EWF/02	Type E (French) 2m starter cable, mains to GST 3-pole female connector, black	17
	PL-EWF/03	Type E (French) 3m starter cable, mains to GST 3-pole female connector, black	20
	PL-WMWF/01	1m connector cable, GST 3-pole male to female connector, black	17
	PL-WMWF/02	2m connector cable, GST 3-pole male to female connector, black	20
	DL-CAT6/02-BK	2m Cat6 data network patch cable, black	9
	DL-CAT6/03-BK	3m Cat6 data network patch cable, black	12
	DL-CAT6/05-BK	5m Cat6 data network patch cable, black	17
	PS-1M2F-BK	GST splitter, 1 male in to 2 female out	25

* Please note: 500mm drop cables match module colour. Starter cables and connector cables are black only. Please contact us for power and connector cables in white.

Solo Plus

In-desk power modules

TECHNICAL INFO



Solo Plus offers the same compact simplicity of Solo with a single UK power socket and USB-A smart charge socket plus the addition of 2 x USB-C smart charge sockets - all in one Ø80mm module!

Choose from HDMI or Cat6 RJ45 data transfer inserts for both sides of the module or alternatively have them blank or leave empty for use as cable pass-throughs.

Secure Solo Plus in place with a choice of clamp-on collar or tab system for desk and tables where the collar won't fit.









Materials


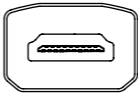
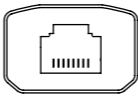







Plastic

Black (BK)

White (WH)

500mm drop cables match module colour. Separate power and data cables are black only. Please contact us for power / connector cables in white. Other starter and connector cable lengths are available on request.

	CODE	DESCRIPTION	RSP (£)
	S1-1P3C(1A/2C)2B	Solo Plus Type G (UK) in-desk power module, 1 x USB-A + 2 x USB-C smart charge ports, 2 x Blank inserts, 500mm drop power cable with GST 3-pole male connector <i>Power cable must be ordered</i>	152
	S1-1P3C(1A/2C)2D	Solo Plus Type G (UK) in-desk power module, 1 x USB-A + 2 x USB-C smart charge ports, 2 x RJ45 data transfer ports, 500mm drop power cable with GST 3-pole male connector <i>Power / data cables must be ordered</i>	174
	S1-1P3C(1A/2C)2H	Solo Plus Type G (UK) in-desk power module, 1 x USB-A + 2 x USB-C smart charge ports, 2 x HDMI data transfer ports, 500mm drop power cable with GST 3-pole male connector <i>Power / data cables must be ordered</i>	174
	S1-1P3C(1A/2C)1B1D	Solo Plus Type G (UK) in-desk power module, 1 x USB-A + 2 x USB-C smart charge ports, 1 x Blank insert + 1 x RJ45 data transfer port, 500mm drop power cable with GST 3-pole male connector <i>Power / data cables must be ordered</i>	163
	S1-1P3C(1A/2C)1B1H	Solo Plus Type G (UK) in-desk power module, 1 x USB-A + 2 x USB-C smart charge ports, 1 x Blank insert + 1 x HDMI data transfer port, 500mm drop power cable with GST 3-pole male connector <i>Power / data cables must be ordered</i>	163
	S1-1P3C(1A/2C)1D1H	Solo Plus Type G (UK) in-desk power module, 1 x USB-A + 2 x USB-C smart charge ports, 1 x RJ45 + 1 x HDMI data transfer ports, 500mm drop power cable with GST 3-pole male connector <i>Power / data cables must be ordered</i>	174
	S1-1P3C(1A/2C)1B	Solo Plus Type G (UK) in-desk power module, 1 x USB-A + 2 x USB-C smart charge ports, 1 x Blank insert + 1 x Empty insert, 500mm drop power cable with GST 3-pole male connector <i>Power cable must be ordered</i>	147
	S1-1P3C(1A/2C)1D	Solo Plus Type G (UK) in-desk power module, 1 x USB-A + 2 x USB-C smart charge ports, 1 x RJ45 data transfer port + 1 x Empty insert, 500mm drop power cable with GST 3-pole male connector <i>Power / data cables must be ordered</i>	158
	S1-1P3C(1A/2C)1H	Solo Plus Type G (UK) in-desk power module, 1 x USB-A + 2 x USB-C smart charge ports, 1 x HDMI data transfer port + 1 x Empty insert, 500mm drop power cable with GST 3-pole male connector <i>Power / data cables must be ordered</i>	158
	S1-1P3C(1A/2C)	Solo Plus Type G (UK) in-desk power module, 1 x USB-A + 2 x USB-C smart charge ports, 2 x Empty inserts, 500mm drop power cable with GST 3-pole male connector <i>Power cable must be ordered</i>	186

	CODE	DESCRIPTION	RSP (£)
	S1-1P(E)3C(1A/2C)	Solo Plus Type E (French) in-desk power module, 1 x USB-A + 2 x USB-C smart charge ports, 2 x Empty inserts, 500mm drop power cable with GST 3-pole male connector <i>Power cable must be ordered</i>	142
	S1-KS-H	Spare HDMI data transfer insert	16
	S1-KS-D	Spare RJ45 (Cat6) data transfer insert	16
	S1-KS-B	Spare blank data transfer insert	5
	PL-UKWF/01	1m starter cable, mains to GST 3-pole female connector, black*	19
	PL-UKWF/02	2m starter cable, mains to GST 3-pole female connector, black*	19
	PL-UKWF/03	3m starter cable, mains to GST 3-pole female connector, black*	23
	PL-UKWF/04	4m starter cable, mains to GST 3-pole female connector, black*	28
	PL-UKWF/05	5m starter cable, mains to GST 3-pole female connector, black*	31
	PL-UKWF/06	6m starter cable, mains to GST 3-pole female connector, black*	41
	PL-UKWF/07	7m starter cable, mains to GST 3-pole female connector, black*	44
	PL-UKWF/08	8m starter cable, mains to GST 3-pole female connector, black*	48
	PL-UKWF/09	9m starter cable, mains to GST 3-pole female connector, black*	52
	PL-UKWF/10	10m starter cable, mains to GST 3-pole female connector, black*	57
	PL-WMWF/01	1m connector cable, GST 3-pole male to female connector, black*	17
	PL-WMWF/02	2m connector cable, GST 3-pole male to female connector, black*	20
	HL-MM/02-BK	2m HDMI data cable, black	9
	HL-MM/03-BK	3m HDMI data cable, black	12
	HL-MM/05-BK	5m HDMI data cable, black	17
	DL-CAT6/02-BK	2m Cat6 data network patch cable, black	9
	DL-CAT6/03-BK	3m Cat6 data network patch cable, black	12
	DL-CAT6/05-BK	5m Cat6 data network patch cable, black	17
	PL-EWF/02	Type E (French) 2m starter cable, mains to GST 3-pole female connector, black*	17
	PL-EWF/03	Type E (French) 3m starter cable, mains to GST 3-pole female connector, black*	20
	PS-1M2F-BK	GST splitter, 1 male in to 2 female out	25

* 500mm drop cables match module colour. Separate power and data cables are black only. Please contact us for power / connector cables in white. Other starter and connector cable lengths are available on request.

Click

Hidden in-surface power module

TECHNICAL INFO









Click is an in-desk power module made with an all metal surround and lid. When closed the lid discretely hides any clutter while allowing cables to neatly pass onto the work surface through the sprung flap.

Simply press the lid to release and reveal the sockets. Click offers 2 Type G (UK) power sockets, USB-A and USB-C charge ports, RJ45 and HDMI data transfer ports.

Materials

Metal / Plastic *
 Black (BK)
 White (WH)

500mm drop cables match module colour. Separate power and data cables are black only. Please contact us for power / connector cables in white. Other starter and connector cable lengths are available on request.

	CODE	DESCRIPTION	RSP (£)
	APM-2P1D2C(A/C)1H	In-desk power module, with 2 x Type G (UK) power sockets, 1 x USB-A + 1 x USB-C smart charge ports, 1 x RJ45 + 1 x HDMI data transfer ports, 275 x 164mm cutout required <i>Power / data cables must be ordered</i>	338
	PL-UKWF/01	1m starter cable, mains to GST 3-pole female connector, black*	19
	PL-UKWF/02	2m starter cable, mains to GST 3-pole female connector, black*	19
	PL-UKWF/03	3m starter cable, mains to GST 3-pole female connector, black*	23
	PL-UKWF/04	4m starter cable, mains to GST 3-pole female connector, black*	28
	PL-UKWF/05	5m starter cable, mains to GST 3-pole female connector, black*	31
	PL-UKWF/06	6m starter cable, mains to GST 3-pole female connector, black*	41
	PL-UKWF/07	7m starter cable, mains to GST 3-pole female connector, black*	44
	PL-UKWF/08	8m starter cable, mains to GST 3-pole female connector, black*	48
	PL-UKWF/09	9m starter cable, mains to GST 3-pole female connector, black*	52
	PL-UKWF/10	10m starter cable, mains to GST 3-pole female connector, black*	57
	PL-WMWF/01	1m connector cable, GST 3-pole male to female connector, black*	17
	PL-WMWF/02	2m connector cable, GST 3-pole male to female connector, black*	20
	HL-MM/02-BK	2m HDMI data cable, black	9
	HL-MM/03-BK	3m HDMI data cable, black	12
	HL-MM/05-BK	5m HDMI data cable, black	17
	DL-CAT6/02-BK	2m Cat6 data network patch cable, black	9
	DL-CAT6/03-BK	3m Cat6 data network patch cable, black	12
	DL-CAT6/05-BK	5m Cat6 data network patch cable, black	17
	PS-1M2F-BK	GST splitter, 1 male in to 2 female out	25

Form

In-desk power modules

TECHNICAL INFO



The Form power and comms module has an extraordinarily low profile which fits flush to tabletop.

As well as offering combinations of power, data transfer and USB charge ports, the UK power sockets can be orientated to service users on both sides of the table.

The thin profile also makes it suitable for panel mounting and soft furnishing.

Materials

Metal / Plastic
 Black / Black (BK)
 Grey / Anodised (SV)
 White / White (WH)

	CODE	DESCRIPTION	CABLE	RSP (£)
	FIM-2P/02		2m	282
	FIM-2P/03	2 x Type G (UK) sockets, W155 x D73 mm cutout required <i>All cables included</i>	3m	287
	FIM-2P/05		5m	295
	FIM-2P2C(A/C)/02		2m	419
	FIM-2P2C(A/C)/03	2 x Type G (UK) sockets, 1 x USB-A + 1 x USB-C charge ports, W235 x D73 mm cutout required <i>All cables included</i>	3m	424
	FIM-2P2C(A/C)/05		5m	432
	FIM-2P2D(C6)/02		2m	389
	FIM-2P2D(C6)/03	2 x Type G (UK) sockets, 2 x RJ45 data transfer ports, W195 x D73 mm cutout required <i>All cables included</i>	3m	402
	FIM-2P2D(C6)/05		5m	428
	FIM-2P2C(A/C)2D(C6)/02		2m	522
	FIM-2P2C(A/C)2D(C6)/03	2 x Type G (UK) sockets, 1 x USB-A + 1 x USB-C charge ports, 2 x RJ45 data transfer ports, W275 x D73 mm cutout required <i>All cables included</i>	3m	536
	FIM-2P2C(A/C)2D(C6)/05		5m	561
	FIM-2P2C(A/C)1H/02		2m	498
	FIM-2P2C(A/C)1H/03	2 x Type G (UK) sockets, 1 x USB-A + 1 x USB-C charge ports, 1 x HDMI data transfer port, W275 x D73 mm cutout required <i>All cables included</i>	3m	512
	FIM-2P2C(A/C)1H/05		5m	539
	FIM-2P2D(C6)1H/02		2m	471
	FIM-2P2D(C6)1H/03	2 x Type G (UK) sockets, 2 x RJ45 data transfer ports, 1 x HDMI data transfer port, W235 x D73 mm cutout required <i>All cables included</i>	3m	494
	FIM-2P2D(C6)1H/05		5m	539
	FIM-2P2C(A/C)2D(C6)1H/02		2m	605
	FIM-2P2C(A/C)2D(C6)1H/03	2 x Type G (UK) sockets, 1 x USB-A + 1 x USB-C charge ports, 2 x RJ45 data transfer ports, 1 x HDMI data transfer port, W315 x D73 mm cutout required <i>All cables included</i>	3m	629
	FIM-2P2C(A/C)2D(C6)1H/05		5m	673

Powerlink

Underdesk power modules

TECHNICAL INFO



These simple but robust power modules can be installed in cable trays or fixed to the underside of the desk using the brackets or velcro pads provided.

With high quality aluminium alloy casing, solid construction and sleek appearance, Powerlink offers incredible value for money at a very affordable price.

Powerlink modules can be linked to other underdesk or desktop power modules, including Boost, using connector cables with a maximum of six power sockets in one series..



	CODE	DESCRIPTION	RSP (£)
	UPMA-2P-SV	Under-desk power module, 2 x Type G (UK) sockets <i>Power cable must be ordered</i>	33
	UPMA-2P(E)-SV	Type E (French) under-desk power module, 2 x Type E (French) sockets <i>Power cable must be ordered</i>	33
	UPMA-3P-SV	Under-desk power module, 3 x Type G (UK) sockets <i>Power cable must be ordered</i>	35
	UPMA-3P(E)-SV	Type E (French) under-desk power module, 3 x Type E (French) sockets <i>Power cable must be ordered</i>	35
	UPMA-4P-SV	Under-desk power module, 4 x Type G (UK) sockets <i>Power cable must be ordered</i>	36
	UPMA-4P(E)-SV	Type E (French) under-desk power module, 4 x Type E (French) sockets <i>Power cable must be ordered</i>	36
	UPMA-6P-SV	Under-desk power module, 6 x Type G (UK) sockets <i>Power cable must be ordered</i>	51
	UPMA-6P(E)-SV	Type E (French) under-desk power module, 6 x Type E (French) sockets <i>Power cable must be ordered</i>	51
	PL-UKWF/01	1m starter cable, mains to GST 3-pole female connector, black*	19
	PL-UKWF/02	2m starter cable, mains to GST 3-pole female connector, black*	19
	PL-UKWF/03	3m starter cable, mains to GST 3-pole female connector, black*	23
	PL-UKWF/04	4m starter cable, mains to GST 3-pole female connector, black*	28
	PL-UKWF/05	5m starter cable, mains to GST 3-pole female connector, black*	31
	PL-UKWF/06	6m starter cable, mains to GST 3-pole female connector, black*	41
	PL-UKWF/07	7m starter cable, mains to GST 3-pole female connector, black*	44
	PL-UKWF/08	8m starter cable, mains to GST 3-pole female connector, black*	48
	PL-UKWF/09	9m starter cable, mains to GST 3-pole female connector, black*	52
	PL-UKWF/10	10m starter cable, mains to GST 3-pole female connector, black*	57
	PL-EWF/02	Type E (French) 2m starter cable, mains to GST 3-pole female connector, black	17
	PL-EWF/03	Type E (French) 3m starter cable, mains to GST 3-pole female connector, black	20
	PL-WMWF/01	1m connector cable, GST 3-pole male to female connector, black	17
	PL-WMWF/02	2m connector cable, GST 3-pole male to female connector, black	20
	PS-1M2F-BK	GST splitter, 1 male in to 2 female out	25

Other starter and connector cable lengths are available on request.

Computer mounts

CPU holders + laptop holder

TECHNICAL INFO



T1 & T2

- Spring-loaded pin to adjust height easily
- Security bars prevent CPU falling from holder

S1

- Designed for thin client, adjustable for other sizes
- Adjustable security strap with side release buckle

Laptop stand

Designed to raise any laptop off the work surface. Alternatively mount to Metalicon® monitor arms with VESA fixings.

Materials

- Metal)**
 Black (BK)
 White (WH)
 Grey (SV)

	CODE	DESCRIPTION	RSP (£)
	CHF2208	T1 CPU holder, designed for mid tower CPUs, adjustable for other sizes, spring-loaded pin, security bars, mount to desktop or side panel, available in Black (BK), Grey (SV) and White (WH) Capacities: W35-252 x D140-490 x H333-564 mm	108
	CHF1104	T2 CPU holder, designed for mini tower or SFF CPUs, adjustable for other sizes, spring-loaded pin, security bars, mount to desktop or side panel, available in Black (BK), Grey (SV) and White (WH) Capacities: W35-110 x D140-300 x H213-360 mm	74
	CHUST	Slide & turn kit for T1 & T2 CPU holders, includes desk beam clearance kit (CHSP), available in Black (BK), Grey (SV) and White (WH)	57
	CHSP	Desk beam clearance kit for T1 & T2 CPU holders, available in Black (BK), Grey (SV) and White (WH)	10
	CHV1002	S1 CPU holder, designed for thin client, adjustable for other sizes, adjustable security strap, mount to desktop, side panel, VESA or monitor arm pole (compatible with Kardo, Duro and Levo monitor arms), available in Black (BK), Grey (SV) and White (WH) Capacity: Max. strap circumference 700mm x D25-63	40
	LVS001	Universal laptop desk stand / holder, compatible with Levo and Kardo monitor arms	67

Cable management

Spines + Socks + Ducts + Clips + Ports + Trays

TECHNICAL INFO



Linx cable spine

Designed with strength, flexibility and ease of installation in mind, Linx offers the latest developments in superior cable management. The unique 'twist not pull' linking system ensures the vertebrae will never pull apart under tension, but will detach very easily when twisted sideways. This ensures that Linx never comes apart while in use, but remains incredibly easy to extend and manipulate when needed. Choose from different lengths for fixed height or sit/stand desks or without the base for use between cable trays on sit/stand benches.

Linx magnetic limpet

The Linx Limpet makes installation quick and easy, fixing the spine to cable trays or desk frame with a magnet. The spine can be easily relocated if required.

- Alternative multipurpose fixing clip will mount to cable tray, wire basket or desktop
- Large weighted stable base with dual cable exits
- Dual cable compartments 30mm x 25mm

Materials

Plastic

Black (BK)
White (WH)
Grey (SV)

Metal (Metalicon)

Black (BK)
White (WH)
Grey (SV)

Metal (Narbutas)

Black (MA01)
White (MA03)
Grey (MA02)
Dark Grey (MA04)








Steel wire baskets are galvanised finish only






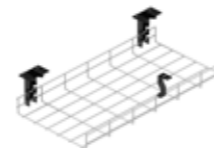
Fabric (Sock)







Black (BK)
White (WH)
Grey (SV)

Cable trays

Untidy power and data cables are unsightly, make cleaning difficult and can pose a safety risk. Use of a cable tray underneath the desk helps to keep cables neat and tidy and the workspace clear. The range of simple but strong steel cable trays is designed to suit various desk sizes and arrangements. Steel wire cable baskets will hinge down on brackets for easy access during installation of cables.

	CODE	DESCRIPTION	WIDTH	DEPTH	HEIGHT	RSP (£)
	VCS4/SDL	Magnetic Linx cable spine for standard desk - 20 vertebrae, weighted base, available in White (WH), Light Grey (SV) or Black (BK) plastic	65	35	800	60
	VCS4/SD	Linx cable spine for standard desk with fixing clip - 20 vertebrae, weighted base, available in White (WH), Light Grey (SV) or Black (BK) plastic	65	35	800	47
	VCS4/HAL	Magnetic Linx cable spine for sit/stand desk - 33 vertebrae, weighted base, available in White (WH), Light Grey (SV) or Black (BK) plastic	65	35	1300	78
	VCS4/HA	Linx cable spine for sit/stand desk with fixing clip	65	35	1300	65
	VCS4/HBL	Magnetic Linx cable spines for Alto 2 back-to-back sit/stand desk with central cable tray - 66 vertebrae, weighted base, available in White (WH), Light Grey (SV) or Black (BK) plastic				174
	VCS4/HB	Linx cable spines for Alto 2 back-to-back sit/stand desk (incl. central cable tray) with fixing clips				112
	VCS4/TTL	Magnetic Linx cable spine for tray-to-tray - 33 vertebrae, available in White (WH), Light Grey (SV) or Black (BK) plastic (no base)	65	35	1280	70
	VCS4/TT	Linx cable spine for tray-to-tray with fixing clips - 33 vertebrae, available in White (WH), Light Grey (SV) or Black (BK) plastic (no base)	65	35	1280	44
	VCS2	Fabric cable wrap sock (H657mm) with adjustable strap for small height adjustments, internal straps accommodate cables up to approx. 2.5cm ² in total, available in White (WH) or Black (BK)	Ø70	-	720-820	52

	CODE	DESCRIPTION	WIDTH	DEPTH	HEIGHT	RSP (£)
	CTD060	Desktop fix cable tray for W1000 desk	600	100	125	82
	CTD085	Desktop fix cable tray for W1200 desk	850	100	125	100
	CTD100	Desktop fix cable tray for W1200 / 1400 desk	1000	100	125	103
	CTD105	Desktop fix cable tray for W1400 / 1600 desk	1050	100	125	105
	CTD125	Desktop fix cable tray for W1600 desk	1250	100	125	109
	CTD140	Desktop fix cable tray for W1600 / 1800 / 2000 desk	1400	100	125	123
	CTD145	Desktop fix cable tray for W1800 / 2000 desk	1450	100	125	127
	CTM060	Modesty panel fix cable tray for W1000 desk	600	100	50	77
	CTM085	Modesty panel fix cable tray for W1200 desk	850	100	50	87
	CTM100	Modesty panel fix cable tray for W1200 / 1400 desk	1000	100	50	88
	CTM105	Modesty panel fix cable tray for W1400 / 1600 desk	1050	100	50	91
	CTM125	Modesty panel fix cable tray for W1600 desk	1250	100	50	109
	CTM140	Modesty panel fix cable tray for W1600 / 1800 / 2000 desk	1400	100	50	103
	CTM145	Modesty panel fix cable tray for W1800 / 2000 desk	1450	100	50	119
	CTS100	Shared desktop fix cable tray for W1400 / 1600 back-to-back bench desk	1000	110	130	88
	CTS110	Shared desktop fix cable tray for W1400 / 1600 back-to-back bench desk	1100	110	130	89
	CTS140	Shared desktop fix cable tray for W1600 / 1800 / 2000 back-to-back bench desk	1400	110	130	100
	CTW100	Extra wide desktop fix shared cable tray for W1400 / 1600 back-to-back bench desk	1000	430	130	134
	CTW110	Extra wide desktop fix shared cable tray for W1400 / 1600 back-to-back bench desk	1100	430	130	138
	CTW140	Extra wide desktop fix shared cable tray for W1600 / 1800 / 2000 back-to-back bench desk	1400	430	130	160
	MCB-0615-GB	Narrow cable basket for W1000 with desktop fixing brackets (2 pcs.)	600	150	50	52
	MCB-1015-GB	Narrow cable basket for W1200 / 1400 with desktop fixing brackets (2 pcs.)	1000	150	50	63
	MCB-1415-GB	Narrow cable basket for W1600 / 1800 / 2000 with desktop fixing brackets (2 pcs.)	1400	150	50	73
	MCB-0630-GB	Wide cable basket for W1000 with desktop fixing brackets (3 pcs.)	600	300	50	71
	MCB-1030-GB	Wide cable basket for W1200 / 1400 with desktop fixing brackets (3 pcs.)	1000	300	50	86
	MCB-1430-GB	Wide cable basket for W1600 / 1800 / 2000 with desktop fixing brackets (3 pcs.)	1400	300	50	100

	CODE	DESCRIPTION	WIDTH	DEPTH	HEIGHT	RSP (£)
	G9A0002	Magnetic cable duct, attaches to desk/table leg, available in White (MA03), Grey (MA02), Black (MA01) and Dark Grey (MA04) metal	43	22	600	71
	G6F0143	5 cable clips (White plastic), for fitting to Nova frames/legs	-	-	-	25
	G6F0376	Round cable port, available in White, Black or Grey (plastic)	Ø80	-	-	16
	G6F0130	3 cable clips (Black plastic)	-	-	-	24
	G6F0078	5 cable clips for wire management (Light Grey plastic)	-	-	-	30
	G6F0147	Cable port insert (flap) for 300 x 112 cut-out, available in White (MA03), Grey (MA02), Black (MA01) and Dark Grey (MA04) metal	320	130	25	99

Coat racks




Metal coat stands

TECHNICAL INFO

Materials

Metal

Black (MA01) - *Bubble only*
 White (MA03) - *UFO only*
 Grey (MA02) - *Sun or UFO only*

	CODE	DESCRIPTION	WIDTH	DEPTH	HEIGHT	RSP (£)
	G6A0001	Bubble coat rack with umbrella holder ring (metal stand and plastic components) Available in Black (MA01)	Ø400	-	1730	165
	G6A0003	Sun coat rack with umbrella holder ring (metal stand and plastic components) Available in Grey (MA02)	Ø400	-	1730	203
	G6A0002	UFO coat rack with umbrella holder ring (metal stand and plastic components) Available in White (MA03) or Grey (MA02)	Ø400	-	1750	370

Drawers

Lined metal drawers



Materials

Metal

Black (MA01)
 White (MA03)
 Grey (MA02)

Lining Fabric*

Camira Era
 Audėjas Austea
 Camira Lucia
 Gabriel Velito Presto
 Camira Synergy

	G1: Era*	G2: Austea / Lucia*	G3: Velito Presto / Synergy*					
	CODE	DESCRIPTION	WIDTH	DEPTH	HEIGHT	G1 (£)	G2 (£)	G3 (£)
	G9A0198	Felt lined metal underdesk drawer with lock Available in Black (MA01), White (MA03) or Grey (MA02)	584	290	50	317	340	351
	G9A0176	Felt lined metal underdesk drawer with lock Available in Black (MA01), White (MA03) or Grey (MA02)	585	250	50	342	353	365

Finishes + Fabrics



Finishes + Fabrics


Samples of all finishes are available on request.

Formetiq MFC (melamine)




Formetiq White (KW) matches Narbutas White (PA01)
Formetiq Urban Oak (AO) matches Narbutas Amber Oak (PA07)

Narbutas MFC (melamine)



Formetiq White (KW) matches Narbutas White (PA01)
Formetiq Urban Oak (AO) matches Narbutas Amber Oak (PA07)

Veneer




NA05 Oak veneer only available on Arcipelago Wood

ND veneers only available on Moon chairs


Solid Wood



HPL




HPL Fenix




Samples of all finishes are available on request.

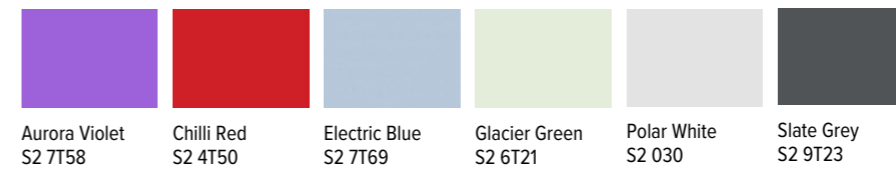
Formetiq / Metalicon Metal



Narbutas Metal




Perspex® Frost (Formetiq)




Samples and alternative Perspex® colours / finishes are available on request.

Plexiglas® (Narbutas)



Plastic (Narbutas)



Fabrics



Click the adjacent buttons for lists of fabric options.



**Let us transform your workspace
into something amazing**
iqworkspace.co.uk

01603 670 701
sales@iqworkspace.co.uk

Walstan House, Barnard Road, Norwich, NR5 9JB

iQ Workspace Ltd | Company No. 11508966 | VAT No. 301943627